



(12) **EUROPEAN PATENT APPLICATION**
published in accordance with Art. 153(4) EPC

(43) Date of publication:
19.09.2018 Bulletin 2018/38

(51) Int Cl.:
B01J 23/42 ^(2006.01) **B01J 31/28** ^(2006.01)
B01J 21/04 ^(2006.01) **B01J 21/08** ^(2006.01)
B01J 29/04 ^(2006.01)

(21) Application number: **16864490.4**

(22) Date of filing: **31.10.2016**

(86) International application number:
PCT/KR2016/012352

(87) International publication number:
WO 2017/082564 (18.05.2017 Gazette 2017/20)

(84) Designated Contracting States:
AL AT BE BG CH CY CZ DE DK EE ES FI FR GB GR HR HU IE IS IT LI LT LU LV MC MK MT NL NO PL PT RO RS SE SI SK SM TR
Designated Extension States:
BA ME
Designated Validation States:
MA MD

- **YOO, Young-san**
Siheung-si
Gyeonggi-do 15023 (KR)
- **KIM, Ho-Dong**
Namyangju-si
Gyeonggi-do 12085 (KR)
- **LEE, Hyun-Woo**
Goyang-si
Gyeonggi-do 10360 (KR)

(30) Priority: **10.11.2015 KR 20150157391**

(71) Applicant: **Heesung Catalysts Corporation**
Siheung-si, Gyeonggi-do 15088 (KR)

(74) Representative: **Regimbeau**
20, rue de Chazelles
75847 Paris Cedex 17 (FR)

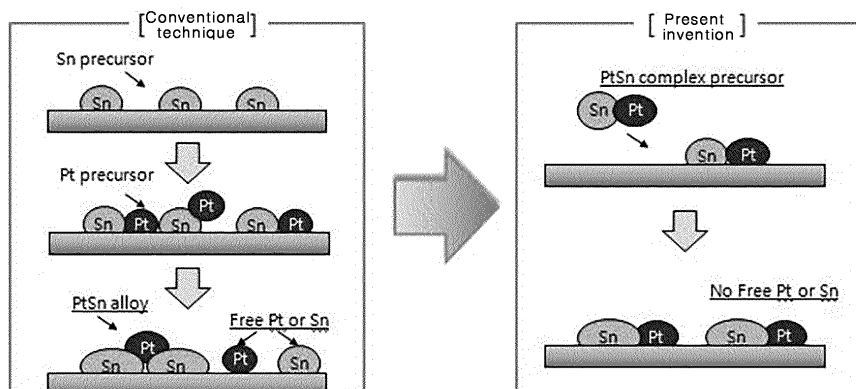
(72) Inventors:
• **HAN, Hyun-sik**
Seoul 05612 (KR)

(54) **METHOD FOR PREPARING DEHYDROGENATION CATALYST FOR STRAIGHT CHAIN-TYPE LIGHT HYDROCARBON USING STABILIZED ACTIVE METAL COMPOSITE**

(57) This invention relates to a method of preparing a dehydrogenation catalyst for a straight-chain-type light hydrocarbon using a stabilized active metal complex, namely a dehydrogenation catalyst for a C₃~C₄ straight-chain-type hydrocarbon, and more particularly to a technique for preparing a catalyst configured such

that most metal components contained in the catalyst are uniformly distributed not in the form of individual metals but in the form of an alloy in a support, thereby exhibiting a high conversion rate and selectivity when used for dehydrogenation.

[FIG. 1]



Description**Technical Field**

5 [0001] The present invention relates to a method of preparing a dehydrogenation catalyst for a straight-chain-type light hydrocarbon using a stabilized active metal complex, namely a dehydrogenation catalyst for a C₃~C₄ straight-chain-type hydrocarbon. More particularly, the present invention relates to a technique for preparing a catalyst configured such that most metal components contained in the catalyst are uniformly distributed not in the form of individual metals but in the form of an alloy in a support, thereby exhibiting a high conversion rate and selectivity when used for dehydrogenation. In particular, the present invention is characterized by preparing a catalyst that exhibits high dispersibility and alloy properties using an organic solvent and an organic acid upon metal loading.

Background Art

15 [0002] Typically, the dehydrogenation of light hydrocarbons is carried out using a catalyst configured such that active components, such as platinum, tin, and alkali metal components, are supported on a molded ball support having pores therein, such as gamma/theta/alpha alumina, zeolite, silica, and the like. The conversion rate and selectivity of dehydrogenation are important determinants of catalyst selection, and the catalyst is designed taking into consideration the following. For active site control, an alkali metal (Li, Na, K, etc.) is introduced because platinum dehydrogenation intensity is too strong, and tin is introduced in order to prevent catalyst activity from being deteriorated due to carbon deposition. It is also important to uniformly distribute the active sites in the spherical support in order to improve the reaction rate and durability. In general, the active material is uniformly distributed in spherical catalyst particles having a diameter of 2 mm in terms of material transfer and dispersion of the active material, thereby delaying the decrease in activity due to the increase in the overall conversion rate and the suppression of sintering at high temperatures. Meanwhile, since a C₃~C₆ hydrocarbon reaction proceeds at a high temperature, coke is generated in a very large amount even in a short reaction time. When the reactant is easily released to the outside of the catalyst after reaction through contact with the catalyst active sites, side reactions and coke deposition decrease. Therefore, the pores in the catalyst should be configured such that the incidence of micropores is decreased and macropores are mostly present. From this point of view, mainly useful as the catalyst support is an alumina support, the pore size of which may be adjusted. Specifically, gamma alumina is vulnerable to coke deposition due to its small pore size, and it is known that side reactions occur due to the acid sites of the support. For alpha-alumina, the extent of dispersion of the metal is inhibited to thus induce aggregation of metals, whereby good selectivity may be obtained but the overall conversion rate may be lowered. Furthermore, in the case where platinum in the catalyst is present alone, as the reaction progresses, rapid particle sintering takes place due to the high temperature, and poisoning readily occurs due to the coke generated after the reaction. As such, when tin is disposed beside the platinum, tin allows coke precursors adsorbed on the platinum to be easily moved to the support. Hence, the formation of a platinum-tin alloy throughout the catalyst is regarded as very important.

Disclosure**Technical Problem**

40 [0003] In the catalyst preparation according to a conventional technique, the thickness of active materials may be adjusted to a desired level, but platinum and tin are sequentially supported, and thus the platinum-tin alloy form depends only on the contact probability of the two active materials, and the alloy having the optimal platinum/tin molar ratio for a desired reaction is present together with platinum alone or other alloys having different platinum/tin molar ratios. Typically, when platinum, which provides active sites for the dehydrogenation reaction, and tin, which improves platinum stability, are provided in the form of an alloy, the best results may be achieved. However, the conventional technique is problematic in that side reactions occur during the reaction due to the presence of platinum alone or tin alone, in addition to the platinum-tin alloy.

Technical Solution

50 [0004] Therefore, the present invention provides a dehydrogenation catalyst for a light paraffinic hydrocarbon, in which active metals in a support are not present alone but are maintained uniform in the form of an alloy, thus significantly increasing the paraffin conversion rate, olefin selectivity and durability, and also provides a method of preparing the same. In the present invention, the fact that active metals are individually present in the support when directly supported to the support, as in the conventional technique, thus resulting in an undesirable platinum-tin alloy ratio, is recognized, and thus active materials, namely platinum and tin, are made in the form of an alloy using an organic solvent from the

initial impregnation step and are also uniformly distributed in the support by the addition of an organic acid, thereby completing a catalyst.

Advantageous Effects

[0005] According to the present invention, the consistent distribution of platinum and tin can be achieved, and platinum and tin are present in the form of an alloy at a consistent platinum/tin molar ratio by reduction, thereby minimizing the incidence of platinum alone and alloys having different platinum/tin molar ratios, ultimately improving durability and selectivity.

Description of Drawings

[0006]

FIG. 1 shows the key process of the present invention compared to a conventional technique;
 FIG. 2 is a flowchart showing the processing steps of the present invention;
 FIG. 3 shows video microscopy images and electron probe microanalysis (EPMA) images of the catalysts of Example 1 according to the present invention and Comparative Example 1;
 FIG. 4 shows video microscopy images of the catalysts of Examples 2 to 4 according to the present invention and Comparative Example 2; and
 FIG. 5 shows the results of evaluation of activity of the catalysts of Example 1 and Comparative Example 1 over time.

Best Mode

[0007] The present invention pertains to a dehydrogenation catalyst for a $C_3\sim C_4$ straight-chain-type hydrocarbon, and to a technique for preparing a catalyst configured such that metal components contained in the catalyst are uniformly distributed in the form of an alloy in a support. The catalyst for dehydrogenation of a light hydrocarbon undergoes a reaction at a relatively high temperature compared to a heavy hydrocarbon, whereby a large amount of coke is produced due to pyrolysis and other side reactions. Accordingly, the rate of material transfer depending on the pore size and the pore volume of the support may be regarded as the main factor during the corresponding reaction. Also, the active metals of the catalyst have to be uniformly distributed throughout the catalyst to thus maximally decrease the rate of deactivation due to coke. Also, when platinum is present alone in the support, it is easily covered with coke, and thus a predetermined amount of tin always has to be present therearound. When the catalyst satisfying the above three conditions is used, side reactions may be suppressed during dehydrogenation, and thus durability is increased, and furthermore, the conversion rate and selectivity of the catalytic reaction may be improved. The present inventors have confirmed the preparation of a dehydrogenation catalyst for a light paraffinic hydrocarbon, in which active metals in the support are not present alone but are maintained uniform in the form of an alloy, thereby greatly increasing the paraffin conversion rate, olefin selectivity and durability. FIG. 1 shows the key process of the present invention compared to the conventional technique, and FIG. 2 shows the flowchart of the process of the present invention. The method of the present invention as shown in FIG. 2 is comprehensively described below.

1) Preparation of stabilized platinum-tin complex solution

[0008] A platinum-tin complex solution enables the easy precipitation of platinum in air due to the high reducibility of tin. In the preparation of a complex solution, the selection of a solvent is very important. When water is used as the solvent, platinum is reduced by tin and thus the platinum-tin precursor solution becomes very unstable, and consequently platinum particles may precipitate, and thus the use thereof as the precursor is impossible. In the present invention, the precursor solution is made stable over time using a solvent that may prevent tin reduction. Specifically, during the mixing of platinum and tin precursors, these precursors are added to an organic solvent so as not to break a platinum-tin complex, and hydrochloric acid is added to thus prepare a solution in an acid atmosphere. Next, in order to increase the rate of penetration into the support, an organic acid is further added. As the organic solvent, any one or two selected from among water, methanol, ethanol, butanol, acetone, ethyl acetate, acetonitrile, ethylene glycol, triethylene glycol, glycol ether, glycerol, sorbitol, xylitol, dialkyl ether, and tetrahydrofuran may be sequentially used, or may be used in combination. As the organic acid, any one or two selected from among carboxylic acids, such as formic acid, acetic acid, glycolic acid, glyoxylic acid, oxalic acid, propionic acid, and butyric acid, may be used in combination. During the preparation of the platinum-tin complex solution, aging in an inert gas atmosphere is performed to thus suppress decomposition by oxygen and realize stabilization. Here, the inert gas may include nitrogen, argon, and helium, and preferably nitrogen gas.

2) Preparation of catalyst using stabilized platinum-tin complex solution and alkali metal

[0009] The support is used by subjecting gamma-alumina to phase transformation into theta-alumina through thermal treatment at 1000 to 1050°C for 5 hr in a firing furnace in order to increase the pore size and pore volume thereof. The thermal treatment temperature is closely associated with the crystal phase of the support and the pore structure thereof. If the thermal treatment temperature is lower than 1000°C, alumina has a crystal phase in which gamma and theta forms are mixed, and the pore size of the support is small, thus decreasing the rate of diffusion of the reactant in the support. On the other hand, if the thermal treatment temperature is higher than 1050°C, alumina has a crystal phase in which theta and alpha forms are mixed. As such, the pore size is set so as to be favorable for the reaction, but during the loading of active metals, the extent of dispersion of active metals distributed on alpha-alumina may decrease. During the loading of active metals, a platinum-tin complex solution in an amount corresponding to the total pore volume of the support is prepared, and is used to impregnate the support using a spraying process. After the impregnation process, the catalyst is homogenized while the catalyst is allowed to flow in a nitrogen atmosphere, whereby the active metal concentrations on the surface of the catalyst are made the same, followed by drying at 100 to 150°C for 24 hr. After the drying, the organic material is removed at 200 to 400°C in a nitrogen atmosphere, followed by firing at 400 to 700°C in air. If thermal treatment is carried out at a temperature of less than 400°C, the supported metal may not change into metal oxide species. On the other hand, if thermal treatment is carried out at a temperature of higher than 700°C, intermetallic aggregation may occur, and the activity of the catalyst is not high relative to the amount thereof. After the firing, in order to suppress side reactions of the catalyst, the loading of an alkali metal is carried out. Specifically, potassium is loaded to the pores in the support using the same spraying process as in the platinum-tin complex solution, dried at 100 to 150°C for 24 hr, and then fired at 400 to 700°C in air. Finally, after the firing, a reduction process is carried out at 400 to 600°C using a hydrogen/nitrogen mixed gas (4%/96% ~ 100%/0%), thereby yielding a catalyst. During the reduction process, if the reduction temperature is lower than 400°C, metal oxide species cannot be completely reduced, and two or more kinds of metal particles may be individually present, rather than in the form of an alloy. On the other hand, if the reduction temperature is higher than 600°C, aggregation and sintering of two or more kinds of metal particles may occur, whereby the incidence of active sites may decrease and catalytic activity may be lowered. The reduction process is carried out not in a heating reduction manner with hydrogen gas from a heating step, but in a high-temperature reduction manner in which a nitrogen atmosphere is maintained until the temperature reaches the corresponding temperature, after which hydrogen gas is introduced at the corresponding temperature.

[0010] The performance of the catalyst thus prepared was evaluated as follows. A method of converting a light paraffin hydrocarbon into an olefin may be conducted in a manner in which the dehydrogenation catalyst according to the present invention is used, and a hydrocarbon having 2 to 5 carbon atoms, and preferably 3 to 4 carbon atoms, including paraffin, iso-paraffin, and alkyl aromatic material, is diluted with hydrogen, and may then be subjected to a gaseous reaction at 500 ~ 680°C, preferably 570°C, 0 ~ 2 atm, preferably 1.5 atm, and a LHSV (Liquid Hourly Space Velocity) of a paraffin hydrocarbon of 1 ~ 40 h⁻¹, and preferably 15 ~ 30 h⁻¹. The reactor for producing olefin through dehydrogenation is not particularly limited, and a fixed-bed catalytic reactor in which the catalyst is packed may be used. Also, since the dehydrogenation reaction is endothermic, it is important that the catalytic reactor be maintained adiabatic at all times. The dehydrogenation reaction of the present invention should be carried out under conditions in which the reaction temperature, pressure and liquid space velocity are maintained within appropriate ranges. If the reaction temperature is low, the reaction does not occur, and if the reaction temperature is too high, the reaction pressure increases in proportion thereto, and moreover, side reactions such as coke production, cracking, and the like, may occur.

Example 1: Preparation of catalyst using co-impregnation with platinum and tin in the presence of organic solvent

[0011] The support of Example 1 was used after phase transformation of a gamma-alumina support (made by BASF, Germany, specific surface area: 210 m²/g, pore volume: 0.7 cm³/g, average pore size: 8.5 nm) into theta-alumina through firing at 1020°C for 5 hr. The phase-transformed theta-alumina had physical properties such as a specific surface area of 95 m²/g, a pore volume of 0.4 cm³/g, and an average pore size of 12 nm. A platinum precursor, chloroplatinic acid (H₂PtCl₆), and a tin precursor, tin chloride (SnCl₂), were used, and chloroplatinic acid in an amount of 0.4 wt% based on the total weight of the catalyst and tin chloride at a platinum/tin molar ratio of 1.5 were mixed in a nitrogen atmosphere. Next, the platinum-tin mixture was added to a solvent in an amount corresponding to the total pore volume of the support and thus dissolved. As the solvent, 95 wt% ethanol and 5 wt% hydrochloric acid were used. In order to impart flowability of the platinum-tin alloy solution in the support, glyoxylic acid was further mixed in an amount of 3 wt% based on the total amount of the solvent. The phase-transformed theta-alumina support was impregnated with the prepared platinum-tin complex solution using an incipient wetness process. The platinum-tin-supported composition was dried at 100°C for 24 hr and then thermally treated at 600°C for 4 hr in air, and thus active metals were immobilized. Next, potassium nitride (KNO₃) in an amount of 0.7 wt% based on the total weight of the catalyst was supported to the pores in the alumina containing platinum and tin using an incipient wetness process, and the metal-supported composition was

thermally treated at 570°C for 4 hr in air to thus prepare a metal-supported catalyst. The catalyst was reduced stepwise in a manner in which the temperature was elevated to 570°C in a nitrogen atmosphere and then maintained for 4 hr using a hydrogen/nitrogen mixed gas (4%/96%), thereby preparing a catalyst.

5 Example 2: Preparation of catalyst using co-impregnation with platinum and tin in the presence of organic solvent

[0012] The catalyst of Example 2 was prepared in the same manner as in Example 1, with the exception that upon the preparation of the tin-platinum complex solution, only ethanol was used as the solvent.

10 Example 3: Preparation of catalyst using co-impregnation with platinum and tin in the presence of organic solvent

[0013] The catalyst of Example 3 was prepared in the same manner as in Example 1, with the exception that upon the preparation of the tin-platinum complex solution, ethanol and hydrochloric acid at a weight ratio of 80:20 were used as the solvent.

15 Example 4: Preparation of catalyst using co-impregnation with platinum and tin in the presence of organic solvent

[0014] The catalyst of Example 4 was prepared in the same manner as in Example 1, with the exception that upon the preparation of the tin-platinum complex solution, glyoxylic acid was not added to the solvent.

20 Comparative Example 1: Preparation of catalyst using sequential impregnation with platinum and tin in the absence of organic solvent

25 **[0015]** The support of Comparative Example 1 was used after phase transformation of gamma-alumina into theta-alumina through firing at 1020°C for 5 hr, as in Example 1. As a platinum precursor, chloroplatinic acid (H_2PtCl_6) was used, and platinum in an amount of 0.4 wt% based on the total weight of the catalyst was diluted with deionized water in an amount corresponding to the total pore volume of the support, and was then used to impregnate the support through an incipient wetness process. The platinum-supported composition was thermally treated at 600°C for 4 hr in air, and thus the active metal was immobilized. Furthermore, tin chloride (SnCl_2) at a platinum/tin molar ratio of 1.5, serving as a tin precursor, was supported to the pores in the platinum-supported alumina using an incipient wetness process, and the metal-supported composition was thermally treated at 600°C in air to thus immobilize the active metal. Next, potassium nitrate (KNO_3) in an amount of 0.7 wt% based on the total weight of the catalyst was supported to the pores in the alumina containing platinum and tin using an incipient wetness process, and the metal-supported composition was thermally treated at 570°C for 4 hr in air, thus preparing a metal-supported catalyst. The catalyst was reduced in a manner in which the corresponding temperature was maintained for 4 hr using a hydrogen/nitrogen mixed gas (4%/96%), thereby yielding a catalyst.

35 Comparative Example 2: Preparation of catalyst using co-impregnation with platinum and tin in the absence of organic solvent

40 **[0016]** The catalyst of Comparative Example 2 was prepared in the same manner as in Example 1, with the exception that upon the preparation of the platinum-tin complex solution, deionized water was used as the solvent in lieu of ethanol/glyoxylic acid.

45 **[0017]** FIG. 3 shows the video microscopy images and EPMA images of the catalysts of Example 1 according to the present invention and Comparative Example 1. The images of (a) show the cross-section of the catalyst of Example 1 prepared using the tin-platinum alloy solution and the distribution of platinum and tin in the support, and the images of (b) show the cross-section of the catalyst of Comparative Example 1 prepared using individual platinum and tin solutions and the distribution of platinum and tin in the support. Based on the results of analysis of the metal distribution in the catalyst, in the catalyst of Example 1, prepared using the platinum-tin alloy solution, metals were distributed in a very uniform arrangement, but in the catalyst of Comparative Example 1, prepared using the conventional process, platinum and tin were locally non-uniform, and thus it is considered that the PtSn alloy ratio is low and the platinum/tin molar ratio varies depending on the position of the catalyst.

50 **[0018]** FIG. 4 shows the video microscopy images of the catalysts of Examples 2 to 4 according to the present invention and Comparative Example 2. The image of (a) shows the cross-section of the catalyst of Example 2, prepared using the platinum-tin alloy solution in which only the ethanol is used as the solvent, the image of (b) shows the cross-section of the catalyst of Example 3, prepared using the platinum-tin alloy solution in which the ethanol/hydrochloric acid ratio is varied, the image of (c) shows the cross-section of the catalyst of Example 4, prepared using the platinum-tin alloy solution in which glyoxylic acid is not added, and the image of (d) shows the cross-section of the catalyst of Comparative

EP 3 375 519 A1

Example 2, prepared using the platinum-tin alloy solution in the absence of the organic solvent. Based on the results of analysis of the metal distribution in the catalyst, in Example 2, in which hydrochloric acid was not added to the solution, the outside of the support was impregnated with the active metals, and in Example 3, in which an excess of hydrochloric acid was added to the solution, the outer active metals were introduced into the support, and thus the inner active metal concentration was increased. In Example 4, in which glyoxylic acid was not added, complete inner saturation of the support with the active metals was not realized. However, when the deionized water was used as the solvent for the platinum-tin alloy solution, as shown in FIG. 4(d), the inner active metals included a high-concentration metal layer in the middle position, and were thus non-uniformly distributed.

Test Example 1: Evaluation of catalyst performance

[0019] In order to measure the activity of the catalyst, a dehydrogenation reaction was carried out, and a fixed-bed reaction system was used as a reactor. Specifically, 3.0 g of the catalyst was placed in a tube-shaped reactor, and hydrogen gas was allowed to uniformly flow at a rate of 100 cc/min so that the catalyst was reduced at 570°C for 1 hr. Subsequently, the temperature of the reactor was uniformly maintained at 570°C, after which a gas mixture of propane and hydrogen at a volume ratio of 1:1 as the reaction feed was continuously supplied into the reactor at a constant rate, and the liquid space velocity was set to 21 h⁻¹. The reaction pressure was maintained at 1.5 atm using a pressure regulator. The material produced after the reaction for 3 hr was cooled to a temperature of 4°C or less and stored, and the product taken out of the reactor was transferred to a gas chromatograph through a line wound with a thermal line, and quantitative analysis was carried out using an FID (Flame Ionization Detector) and a TCD (Thermal Conductivity Detector). The propane conversion rate and propylene selectivity of the product were calculated based on the following equations. The properties of the products using the above catalysts are summarized in Table 1 below.

$$\text{Propane conversion rate (\%)} = \frac{[\text{propane mol before reaction} - \text{propane mol after reaction}]}{[\text{propane mol before reaction}]} \times 100$$

$$\text{Propylene selectivity (\%)} = \frac{[\text{propylene mol in product}]}{[\text{product mol}]} \times 100$$

$$\text{Propylene yield (\%)} = [\text{propane conversion rate}] \times [\text{propylene selectivity}] / 100$$

[0020] The results of activity test of the catalysts of Examples 1 to 4 and Comparative Examples 1 and 2 are shown in Table 1 below.

[Table 1]

No.	Metal distribution in support (800 μm radius)		Propane conversion rate (%)		Propylene selectivity (%)		Propylene yield (%)	
	Platinum (μm)	Tin (μm)	1 hr	3 hr	1 hr	3 hr	1 hr	3 hr
Example 1	Outer 800	Outer 800	36.2	35.9	94.7	94.9	34.3	34.1
Example 2	Outer 70	Outer 70	36.4	33.1	94.2	94.4	34.3	31.2
Example 3	Inner 600	Outer 800	34.3	33.5	93.5	93.6	32.1	31.4
Example 4	Outer 600	Outer 600	35.9	34.9	93.6	93.8	33.6	32.7

(continued)

No.	Metal distribution in support (800 μm radius)		Propane conversion rate (%)		Propylene selectivity (%)		Propylene yield (%)	
	Platinum (μm)	Tin (μm)						
			1 hr	3 hr	1 hr	3 hr	1 hr	3 hr
Comparative Example 1	Outer 800	Outer 800	36.2	35.0	92.6	92.9	33.5	32.5
Comparative Example 2	Outer 700	Outer 400	36.4	34.3	90.4	90.8	32.9	31.1

Conclusion

[0021] As is apparent from Table 1, the catalyst of Example 1, in which platinum-tin was uniformly alloyed, exhibited the highest initial activity and durability. When the thickness of the platinum-tin alloy in the support was low (Examples 2 and 4), the initial conversion rate was high, but rapid deactivation occurred over time. Although not theoretically limited, platinum active sites present on the catalyst were distributed outside at high density, and thus platinum dispersibility was lowered, and most of the active sites were exposed to a large amount of coke produced during the reaction, and after 3 hr, the overall conversion rate was lowered, from which the durability of the catalyst is regarded as poor. Upon the preparation of the platinum-tin alloy solution, when a predetermined amount or more of hydrochloric acid was contained (Example 3), tin was uniformly distributed in the support, but platinum was excessively diffused inwards, and thus the platinum concentration on the surface of the catalyst was considerably lowered, whereby the overall conversion rate was decreased. In Comparative Example 1, both platinum and tin were uniformly distributed in the catalyst, but poor durability resulted. This is deemed to be because the platinum/tin molar ratio was locally varied and thus an overall non-uniform reaction occurred, thus lowering selectivity. Hence, the initial activity was the same as in Example 1 but after 3 hr, considerable deactivation occurred, and thus low propylene yield was observed. In Comparative Example 2, due to the platinum present alone in the catalyst, side reactions such as cracking or the like occurred to a considerable extent and thus the conversion rate was increased but the propylene selectivity was lowered. Accordingly, the distribution of platinum and tin and the alloy state thereof can be found to have a great influence on the conversion rate and selectivity in the propane dehydrogenation. Moreover, in order to exhibit high catalytic activity, upon the preparation of the platinum-tin alloy solution, the inclusion of organic solvent/hydrochloric acid/organic acid and the ratio thereof are regarded as important.

Test Example 2: Evaluation of long-term activity of catalyst

[0022] The reactant was dehydrogenated for 12 hr using the catalysts of Example 1 and Comparative Example 1 under the same conditions as in Test Example 1. The results are shown in FIG. 5 and Table 2 below.

Table 2: Results of evaluation of activity of catalyst of Example 1 and Comparative Example 1

[0023]

[Table 2]

T.O.S (hr)	Propane conversion rate (%)		Propylene selectivity (%)		Propylene yield (%)	
	Example 1	Comparative Example 1	Example 1	Comparative Example 1	Example 1	Comparative Example 1
1	36.2	36.2	94.7	92.6	34.3	33.5
2	36	35.6	94.9	92.9	34.2	33.1
4	34.8	34.5	95.3	93.8	33.2	32.4
6	33.6	32.9	95.5	94.5	32.1	31.1

(continued)

T.O.S (hr)	Propane conversion rate (%)		Propylene selectivity (%)		Propylene yield (%)	
	Example 1	Comparative Example 1	Example 1	Comparative Example 1	Example 1	Comparative Example 1
8	32.2	31.1	95.7	94.8	30.8	29.5
10	31.2	29.6	95.7	95	29.9	28.1
12	30	27.3	95.8	95.2	28.7	26.0

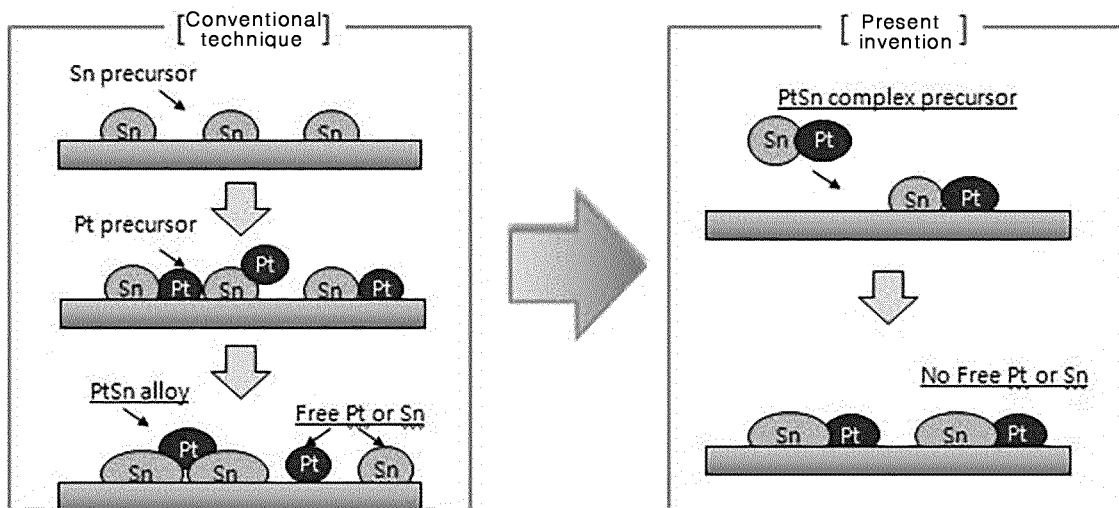
Conclusion

[0024] As is apparent from Table 2, initial conversion rate and selectivity of the two catalysts started from the same levels, but the catalyst of Example 1 was found to exhibit superior propane conversion rate and durability compared to the catalyst of Comparative Example 1 over time.

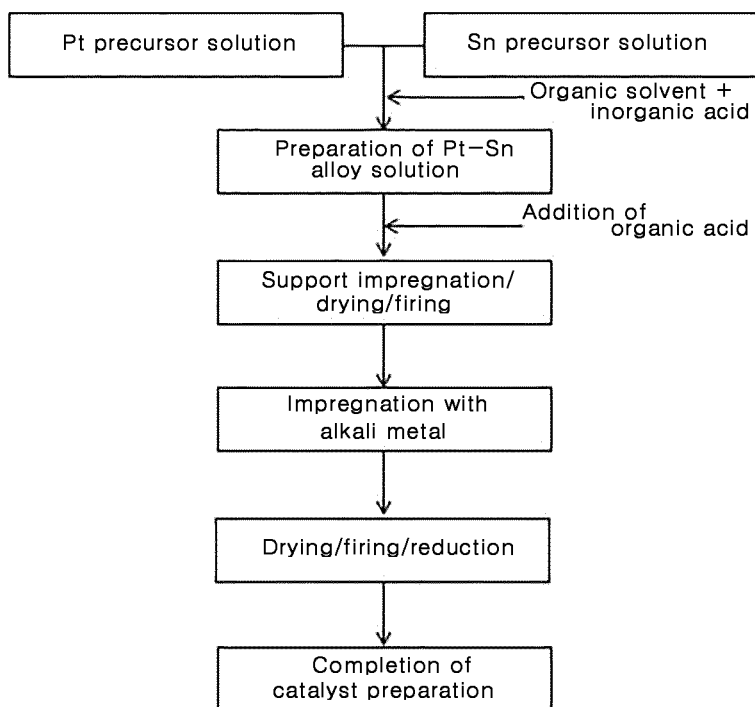
Claims

1. A dehydrogenation catalyst for use in dehydrogenation of a hydrocarbon gas, configured such that platinum, an auxiliary metal, and an alkali metal are supported to a phase-transformed support, and the platinum and the auxiliary metal are uniformly present in a form of a single complex in the catalyst using an organic solvent and an organic acid.
2. The dehydrogenation catalyst of claim 1, wherein a molar ratio of platinum and auxiliary metal in the complex of platinum and auxiliary metal is 1.5 ~ 5.
3. The dehydrogenation catalyst of claim 1, wherein the support is spherical and the complex of platinum and auxiliary metal is uniformly distributed in a form of a complex from an outer surface of the support to a center of the support.
4. The dehydrogenation catalyst of claim 1 or 2, wherein the support has mesopores of 5 ~ 10 nm and macropores of 10 ~ 100 μm .
5. The dehydrogenation catalyst of claim 1 or 2, wherein the catalyst is configured such that, based on a total weight of the catalyst, 0.1 ~ 1.0 wt% of the platinum, 0.05 ~ 0.75 wt% of the auxiliary metal, and 0.1 ~ 2.0 wt% of the alkali metal are supported to the support.
6. The dehydrogenation catalyst of claim 1 or 2, wherein a precursor solution of platinum and auxiliary metal further includes an inorganic acid component including hydrochloric acid, nitric acid or sulfuric acid.
7. The dehydrogenation catalyst of claim 1 or 2, wherein the auxiliary metal is selected from the group consisting of tin, germanium, gallium and manganese.
8. The dehydrogenation catalyst of claim 1 or 2, wherein the alkali metal or alkaline earth metal is selected from the group consisting of potassium, calcium, sodium, magnesium and lithium.
9. The dehydrogenation catalyst of claim 1 or 2, wherein the support is selected from the group consisting of alumina, silica, zeolite and combinations thereof.
10. A method of dehydrogenating a hydrocarbon, comprising bringing a hydrocarbon gas into contact with the catalyst of claim 1 or 2 under dehydrogenation conditions.
11. The method of claim 10, wherein the hydrocarbon gas includes a hydrocarbon gas containing 2 to 6 carbon atoms suitable for dehydrogenation.


【FIG. 1】



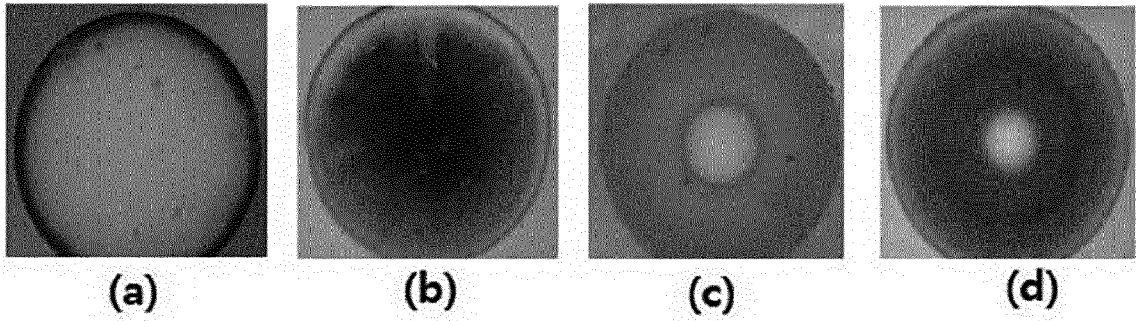
【FIG. 2】



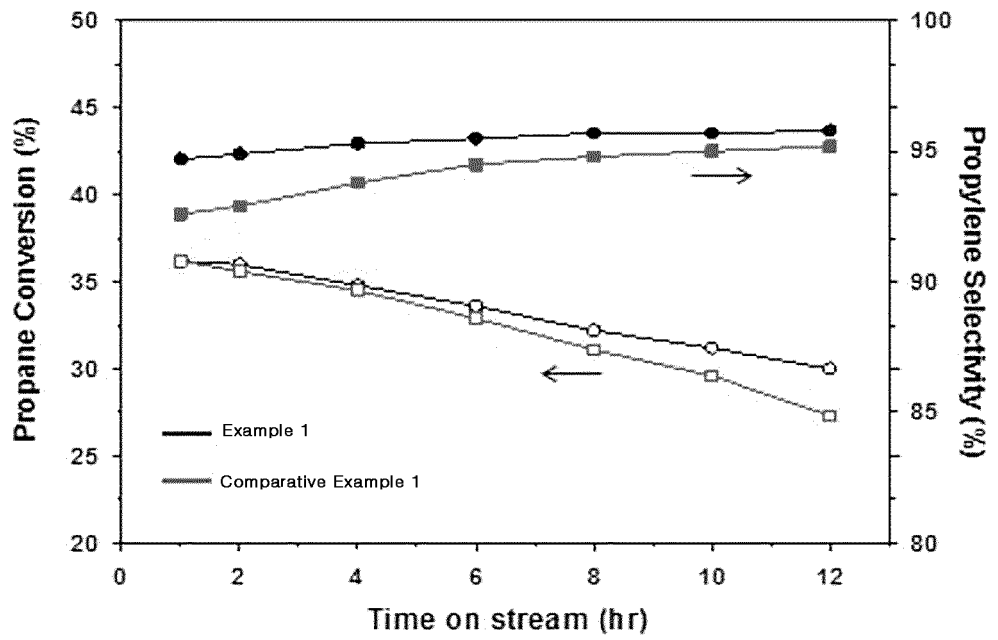
【FIG. 3】



【FIG. 4】




[FIG. 5]



INTERNATIONAL SEARCH REPORT

International application No.

PCT/KR2016/012352

5	A. CLASSIFICATION OF SUBJECT MATTER	
	<i>B01J 23/42(2006.01)i, B01J 31/28(2006.01)i, B01J 21/04(2006.01)i, B01J 21/08(2006.01)i, B01J 29/04(2006.01)i</i>	
	According to International Patent Classification (IPC) or to both national classification and IPC	
	B. FIELDS SEARCHED	
10	Minimum documentation searched (classification system followed by classification symbols) B01J 23/42; B01J 35/04; B01J 23/56; B01J 32/00; B01J 37/08; B01J 31/28; B01J 21/04; B01J 21/08; B01J 29/04	
	Documentation searched other than minimum documentation to the extent that such documents are included in the fields searched Korean Utility models and applications for Utility models: IPC as above Japanese Utility models and applications for Utility models: IPC as above	
15	Electronic data base consulted during the international search (name of data base and, where practicable, search terms used) eKOMPASS (KIPO internal) & Keywords: dehydrogenation catalyst, C2-C6, linear paraffin, platinum, auxiliary metal, tin, germanium, gallium, manganese, alkaline metal, carrier, phase-change carrier, platinum-auxiliary metal single complex, alloy, organic solvent, organic acid, inorganic acid, alumina, silica, zeolite, hydrocarbon dehydrogenation, hydrocarbon gas	
	C. DOCUMENTS CONSIDERED TO BE RELEVANT	
20	Category*	Citation of document, with indication, where appropriate, of the relevant passages
		Relevant to claim No.
25	Y	ZANGENEH, Farnaz Tahriri et al., "The Influence of Solvent on the Performance of Pt-Sn/θ-Al ₂ O ₃ Propane Dehydrogenation Catalyst Prepared by Co-impregnation Method", Fuel Processing Technology, 2013, vol. 109, pages 118-123 See abstract; pages 118-119; and table 1.
30	Y	WANG, Xiaodong et al., "Pt/Sn Intermetallic, Core/shell and Alloy Nanoparticles: Colloidal Synthesis and Structural Control", Chemistry of Materials, 2013, vol. 25, no. 8, pages 1400-1407 See pages 1400-1402.
35	A	KR 10-2010-0078465 A (HYOSUNG CORPORATION) 08 July 2010 See abstract; and claims 1-11.
	A	KR 10-2014-0006909 A (BASF SE.) 16 January 2014 See abstract; and claims 1-16.
40	A	KR 10-1527841 B1 (HEESUNG CATALYSTS CORPORATION) 16 June 2015 See abstract; claims 1, 2, 4-6; and figures 1-3.
	<input type="checkbox"/> Further documents are listed in the continuation of Box C. <input checked="" type="checkbox"/> See patent family annex.	
45	* Special categories of cited documents:	"T" later document published after the international filing date or priority date and not in conflict with the application but cited to understand the principle or theory underlying the invention
	"A" document defining the general state of the art which is not considered to be of particular relevance	"X" document of particular relevance; the claimed invention cannot be considered novel or cannot be considered to involve an inventive step when the document is taken alone
	"E" earlier application or patent but published on or after the international filing date	"Y" document of particular relevance; the claimed invention cannot be considered to involve an inventive step when the document is combined with one or more other such documents, such combination being obvious to a person skilled in the art
	"L" document which may throw doubts on priority claim(s) or which is cited to establish the publication date of another citation or other special reason (as specified)	"G" document member of the same patent family
	"O" document referring to an oral disclosure, use, exhibition or other means	
	"P" document published prior to the international filing date but later than the priority date claimed	
50	Date of the actual completion of the international search	Date of mailing of the international search report
	13 FEBRUARY 2017 (13.02.2017)	14 FEBRUARY 2017 (14.02.2017)
55	Name and mailing address of the ISA/KR  Korean Intellectual Property Office Government Complex-Daejeon, 159 Seonsa-ro, Daejeon 302-701, Republic of Korea Facsimile No. 82-42-472-7140	Authorized officer Telephone No.

INTERNATIONAL SEARCH REPORT
Information on patent family members

International application No.
PCT/KR2016/012352

5
10
15
20
25
30
35
40
45
50
55

Patent document cited in search report	Publication date	Patent family member	Publication date
KR 10-2010-0078465 A	08/07/2010	CN 102271806 A	07/12/2011
		KR 10-1218453 B1	04/01/2013
		US 2011-0263416 A1	27/10/2011
		US 8993474 B2	31/03/2015
		WO 2010-076928 A1	08/07/2010
KR 10-2014-0006909 A	16/01/2014	CN 103379957 A	30/10/2013
		EP 2667968 A2	04/12/2013
		JP 2014-511259 A	15/05/2014
		WO 2012-101567 A2	02/08/2012
WO 2012-101567 A3	03/01/2013		
KR 10-1527841 B1	16/06/2015	NONE	