



(12) **CORRECTED EUROPEAN PATENT SPECIFICATION**

(15) Correction information:
Corrected version no 1 (W1 B1)
Corrections, see
Description Paragraph(s) 26, 63
Claims EN 1, 4, 5

(48) Corrigendum issued on:
03.08.2022 Bulletin 2022/31

(45) Date of publication and mention
of the grant of the patent:
01.09.2021 Bulletin 2021/35

(21) Application number: **16797577.0**

(22) Date of filing: **17.11.2016**

(51) International Patent Classification (IPC):
C07D 403/12 ^(2006.01) **C07D 413/14** ^(2006.01)
C07D 403/14 ^(2006.01) **C07D 409/14** ^(2006.01)
C07D 417/14 ^(2006.01) **A61K 31/506** ^(2006.01)
A61P 35/00 ^(2006.01) **A61P 25/00** ^(2006.01)
A61P 9/00 ^(2006.01) **A61P 11/00** ^(2006.01)
A61P 15/00 ^(2006.01)

(52) Cooperative Patent Classification (CPC):
A61P 35/00; C07D 403/12; C07D 403/14;
C07D 405/14; C07D 409/14; C07D 413/14;
C07D 417/14

(86) International application number:
PCT/EP2016/078028

(87) International publication number:
WO 2017/085198 (26.05.2017 Gazette 2017/21)

(54) **N-SUBSTITUTED INDOLE DERIVATIVES AS PGE2 RECEPTOR MODULATORS**

N-SUBSTITUIERTE INDOLDERIVATE ALS PGE2-REZEPTORMODULATOREN

UTILISATION DE DÉRIVÉS D'INDOLE N-SUBSTITUÉS COMME MODULATEURS DES
RÉCEPTEURS DES PGE2

(84) Designated Contracting States:
AL AT BE BG CH CY CZ DE DK EE ES FI FR GB
GR HR HU IE IS IT LI LT LU LV MC MK MT NL NO
PL PT RO RS SE SI SK SM TR
Designated Validation States:
MA

(30) Priority: **20.11.2015 PCT/EP2015/077269**

(43) Date of publication of application:
26.09.2018 Bulletin 2018/39

(60) Divisional application:
21186831.0 / 3 928 836

(73) Proprietor: **Idorsia Pharmaceuticals Ltd**
4123 Allschwil (CH)

(72) Inventors:
• **FRETZ, Heinz**
4123 Allschwil (CH)

- **LYOTHIER, Isabelle**
4123 Allschwil (CH)
- **POTHIER, Julien**
4123 Allschwil (CH)
- **RICHARD-BILDSTEIN, Sylvia**
4123 Allschwil (CH)
- **SIFFERLEN, Thierry**
4123 Allschwil (CH)
- **WYDER PETERS, Lorenza**
4123 Allschwil (CH)
- **POZZI, Davide**
4123 Allschwil (CH)
- **CORMINBOEUF, Olivier**
4123 Allschwil (CH)

(74) Representative: **Velker, Jörg**
c/o Idorsia Pharmaceuticals Ltd
Hegenheimermattweg 91
4123 Allschwil (CH)

(56) References cited:
EP-A1- 2 014 657 EP-A1- 2 711 364

Note: Within nine months of the publication of the mention of the grant of the European patent in the European Patent Bulletin, any person may give notice to the European Patent Office of opposition to that patent, in accordance with the Implementing Regulations. Notice of opposition shall not be deemed to have been filed until the opposition fee has been paid. (Art. 99(1) European Patent Convention).

Description

N-substituted indole derivatives as PGE2 receptor modulators

[0001] The present invention relates to novel *N*-substituted indole derivatives of formula (I) and their use as pharmaceuticals. The invention also concerns related aspects including processes for the preparation of the compounds, pharmaceutical compositions containing one or more compounds of formula (I), and their use as modulators of the PGE2 receptors EP2 (alias PTGER2, alias PGE2 Receptor EP2 Subtype) and/or EP4 (alias PTGER4, alias EP4R, alias PGE2 Receptor EP4 Subtype). The compounds of formula (I) may especially be used as single agents or in combination with one or more therapeutic agents and/or chemotherapy and/or radiotherapy and/or immunotherapy in the prevention/prophylaxis or treatment of cancers; in particular the prevention/prophylaxis or treatment of melanoma; lung cancer; bladder cancer; renal carcinomas; gastro-intestinal cancers; endometrial cancer; ovarian cancer; cervical cancer; and neuroblastoma.

[0002] Prostaglandin E2 (PGE2) is a bioactive lipid that can elicit a wide range of biological effects associated with inflammation and cancer. PGE2 belongs to the prostanoid family of lipids. Cyclooxygenase (COX) is the rate-limiting enzyme in the synthesis of biological mediators termed prostanoids, consisting of prostaglandin PGD2, PGE2, PGF2a, prostacyclin PGI2, and thromboxane TXA2. Prostanoids function via activation of seven transmembrane G-protein-coupled receptors (GPCRs), in particular EP1, EP2, EP3, and EP4 are receptors for PGE2. Activation of both EP2 and EP4 by PGE2 stimulates adenylate cyclase, resulting in elevation of cytoplasmic cAMP levels to initiate multiple downstream events via its prototypical effector Protein kinase A. In addition, PGE2 is also able to signal via PI3K/AKT and Ras-MAPK/ERK signalling

[0003] Cancers figure among the leading causes of death worldwide. Tumors are comprised of abnormally proliferating malignant cancer cells but also of a functionally supportive microenvironment. This tumor microenvironment is comprised of a complex array of cells, extracellular matrix components, and signaling molecules and is established by the altered communication between stromal and tumor cells. As tumors expand in size, they elicit the production of diverse factors that can help the tumor to grow such as angiogenic factors (promoting ingrowth of blood vessels) or that can help to evade the attack of the host immune response. PGE2 is such an immuno-modulatory factor produced in tumors.

[0004] It is well established that COX2, mainly via PGE2, promotes overall growth of tumors and is upregulated and correlates with clinical outcome in a high percentage of common cancers, especially colorectal, gastric, esophageal, pancreatic, breast and ovarian cancer. High COX-2 and PGE2 expression levels are associated with neoplastic transformation, cell growth, angiogenesis, invasiveness, metastasis and immune evasion.

[0005] The finding that COX2 is over-expressed and plays an important role in carcinogenesis in gastrointestinal (GI) cancers including among others esophagus, gastric and colorectal cancers has led to the fact that COX-inhibitors (Coxibs), including Celecoxib, and other nonsteroidal anti-inflammatory drugs (NSAID), including aspirin, are among the most studied cancer chemopreventive agents in development today (for review see for example Wang R et al, Curr Pharm Des. 2013;19(1):115-25; Garcia Rodriguez LA et al, Recent Results Cancer Res. 2013;191:67-93, Sahin IH et al, Cancer Lett. 2014 Apr 10;345(2):249-57; Drew DA et al, Nat Rev Cancer 2016, 16:173; Brotons C et al, Am J Cardiovasc Drugs. 2015 Apr; 15(2):113)

[0006] In addition to COX2 and PGE2, also EP receptors, especially EP2 and EP4, are aberrantly over-expressed in multiple types of cancers, especially in gastro-intestinal (GI) cancers and pancreatic cancer. Furthermore, the overexpression of PGE2 and/or EP2 and/or EP4 correlates with diseases progression in some cancer types such as oesophageal squamous cell carcinoma (Kuo KT et al, Ann Surg Onc 2009; 16(2), 352-60); squamous cell carcinoma of the lung (Alaa M et al, Int J Oncol 2009, 34(3); 805-12); prostate cancer (Miyata Y et al, Urology 2013, 81(1):136-42); Badawi AF and Badr MZ Int J Cancer. 2003, 103(1):84-90); head and neck squamous cell carcinoma (Gallo O et al, Hum Pathol. 2002, 33(7):708-14).

[0007] In accordance to studies performed with Coxibs, in mice, knockout of either COX1, COX2, microsomal prostaglandin E synthase 1 (mPTGES1), EP2 or EP4 resulted in reduced tumor incidence and progression in different tumor models. Conversely, overexpression of COX2 or mPTGES1 in transgenic mice resulted in increased tumor incidence and tumor burden (for review see Nakanishi M. and Rosenberg D.W., Seminars in Immunopathology 2013, 35: 123-137; Fischer SM et al Cancer Prev Res (Phila) 2011 Nov;4(11):1728-35; Fulton AM et al Cancer Res 2006; 66(20); 9794-97).

[0008] Several pharmacological studies to inhibit tumor growth and progression using EP receptor antagonists or COX2 inhibitors in different tumor models have been conducted in mice. Among others, EP antagonists and/or COX2 inhibitors reduced tumor growth and metastasis in experimental models of colorectal cancer (e.g Yang L et al Cancer Res 2006, 66(19), 9665-9672; Pozzi A. et al JBC 279(28); 29797-29804), lung carcinomas (Sharma S et al Cancer Res 2005 65(12), 5211-5220), gastro-intestinal cancer (Oshima H et al Gastroenterology 2011, 140(2); 596-607; Fu SL et al world J Gastroenterol 2004, 10(13); 1971-1974), breast cancer (Kundu N et al, Breast Cancer Res Treat 117, 2009; 235-242; Ma X et al, Oncolimmunology 2013; Xin X et al Lab Investigation 2012, 1-14; Markosyan N et al; Breast Cancer Res 2013, 15:R75), prostate cancer (Xu S et al, Cell Biochem Biophys 2014, Terada et al Cancer Res 70(4) 2010;

1606-1615), pancreatic cancer (Al-Wadei HA et al, PLOS One 2012, 7(8):e43376; Funahashi H et al, Cancer Res 2007, 67(15):7068-71). COX2 inhibitors were approved for the treatment of familial adenomatous polyposis (FAP) which is an inherited pre-disposition syndrome for colorectal cancer, but later retracted due to cardiovascular side effects.

[0009] Mechanistically, PGE2 signalling is mainly involved in the crosstalk between tumor and stromal cells, thereby creating a microenvironment which is favourable for the tumor to grow. In particular, PGE2 signalling via EP2 and EP4 can for example (i) suppress the cytotoxicity and cytokine production of natural killer cells, (ii) skew the polarization of tumor-associated macrophages towards tumor-promoting M2 macrophages (see for example Nakanishi Y et al Carcinogenesis 2011, 32:1333-39), (iii) regulate the activation, expansion and effector function of both Tregs (regulatory T cells) and MDSC (myeloid derived suppressor cells), which are potent immunosuppressive cells that accumulate in tumors both in patients and in experimental animal models (see for example Sharma S et al, Cancer Res 2005, 5(12):5211-20; Sinha P et al Cancer Res 2007, 67(9), 4507-4513; Obermajer N et al, Blood 2011, 118(20):5498-5505); (iv) down-regulate IFN- γ , TNF- α IL-12 and IL-2 expression in immune cells such as natural killer cells, T-cells, dendritic cells and macrophages, impairing the ability of these immune cells to induce tumor cell apoptosis and restrain tumorigenesis (see for example Bao YS et al, Int Immunopharmacol. 2011;11 (10): 1599-605; Kim JG and Hahn YS, Immunol Invest. 2000;29(3):257-69; Demeuere CE et al, Eur J Immunol. 1997;27(12):3526-31; Mitsuhashi M et al, J Leukoc Biol. 2004;76(2):322-32; Pockaj BA et al, Ann Surg Oncol. 2004;11(3):328-39; (v) suppress activation, IL-2 responsiveness, expansion and cytotoxicity of T-cells thereby contributing to local immunosuppression (see for example Specht C et al, Int J Cancer 2001;71:705-712); (vi) inhibit maturation of dendritic cells, their ability to present antigens and to produce IL-12, resulting in abortive activation of cytotoxic T-cells (see for example Ahmadi M et al, Cancer Res 2008, 68(18):7250-9; Stolina M et al, J Immunol 2000, 164:361-70); (vii) regulate tumor angiogenesis (formation of new blood vessels for nutrient and oxygen supply) by enhancing endothelial cell motility and survival as well as by increasing the expression of VEGF (vascular endothelial growth factor) (see for example Zhang Y and Daaka Y, Blood 2011;118(19):5355-64; Jain S et al, Cancer Res. 2008; 68(19):7750-9; Wang and Klein, Molecular Carcinogenesis 2007, 46:912-923; (viii) enhance tumor cell survival (via PI3K/AKT and MAPK signalling). For review see for example Kalinski P, J Immunol 2012, 188(1), 21-28; Obermajer N et al, Oncoimmunology 1(5), 762-4; Greenhough A et al, carcinogenesis 2009, 30(3), 377-86; Wang D and Dubois RN, Gut 2006, 55, 115-122; Harris SG et al Trends Immunol 2002, 22, 144-150).

[0010] Coxibs have been shown to render tumor cells more sensitive to radiation and chemotherapy and several clinical trials have been performed or are ongoing combining Coxibs with radio- and/or chemotherapy (for review see e.g Ghosh N et al, Pharmacol Rep. 2010 Mar-Apr;62(2):233-44; Davis TW et al, Am J Clin Oncol. 2003, 26(4):S58-61; see also Higgins JP et al, Cancer Biol Ther 2009, 8:1440-49).

[0011] Furthermore, there is some evidence of additive effects and/or synergy between Coxibs and epidermal growth factor receptor (EGFR) inhibitors (see for example Zhang X et al, Clin Cancer Res. 2005, 11(17):6261-9; Yamaguchi NH et al, J Gastrointest Oncol. 2014, 5(1):57-66); and with aromatase inhibitors (see for example Generali D et al, Br J Cancer. 2014;111(1):46-54; Lustberg MB et al, Clin Breast Cancer. 2011 Aug; 11(4):221-7; Falandry C et al, Breast Cancer Res Treat. 2009 Aug;116(3):501-8; Chow LW et al, J Steroid Biochem Mol Biol. 2008, 111(1-2):13-7).

[0012] Moreover, additive/synergistic effects have been seen in different mouse tumor models when Aspirin (a COX1/2 inhibitor) was combined with anti-VEGF antibody (Mutz GT et al; Nat Med 2014 20(6):607) and this combination is currently under investigation in clinical trials (NCT02659384).

[0013] Recently, it has been shown that, if combined, different immunotherapeutic approaches can have enhanced antitumor efficacy. Due to the immune-modulatory properties of PGE2, Coxibs have thus also been used in combination with different immunotherapeutic approaches. In particular, additive or even synergistic effects could be observed when Coxibs were combined with dendritic cell vaccination in a rat glioma model and in a mouse mesothelioma or melanoma model (Zhang H et al, Oncol Res. 2013;20(10):447-55; Veltman JD et al, BMC Cancer. 2010;10:464; Toomey D et al, Vaccine. 2008 Jun 25;26(27-28):3540-9); with granulocyte-macrophage colony-stimulating factor (GM-CSF) in mouse brain tumors (Eberstål S et al, Int J Cancer. 2014 Jun 1;134(11):2748-53); with interferon gamma (IFN- γ) in brain tumors (Eberstål S et al, Cancer Immunol Immunother. 2012, 61(8):1191-9); with dendritic cell vaccination or with GM-CSF in a mouse breast cancer model (Hahn T et al, Int J Cancer. 2006;118(9):2220-31); and with adenoviral interferon beta (IFN- β) therapy in a mouse mesothelioma model (DeLong P et al, Cancer Res. 2003 Nov 15;63(22):7845-52). Along these lines, additive or even synergistic effects of Coxibs and/or EP2 and/or EP4 antagonists can also be envisaged with agents acting on cytotoxic T-lymphocyte-associated protein 4 (CTLA-4) such as anti-CTLA-4 antibodies; anti-TIM-3 antibodies, anti-Lag-3 antibodies; anti-TIGIT antibodies; or, in particular, with agents acting on programmed cell death protein 1 (PD1), such as anti-PD1 or anti-PDL1 (programmed cell death ligand 1) antibodies (Yongkui Li et al Oncoimmunology 2016, 5(2):e1074374; Zelenay S et al, Cell 2015, 162; 1-14; WO2013/090552, which indicates a synergistic effect of dual EP2 and EP4 blockade in combination with agents acting on PD1).

[0014] Adenosine is another endogenous factor with anti-inflammatory properties that is generated through the activity of ectonucleotidases, CD39 and CD73, expressed on various cell types, including regulatory T cells (Treg) (Mandapathil M et al, J Biol Chem. 2010; 285(10):7176-86). Immune cells also respond to Adenosine, because they bear receptors for ADO, which are mainly of the A2a/A2b type (Hoskin DW, et al, Int J Oncol 2008, 32:527-535). Signaling via Adenosine

receptors and EP2/EP4 receptors converges on the cytoplasmic adenylyl cyclase, leading to up-regulation of cAMP. It was shown that Adenosine and PGE2 cooperate in the suppression of immune responses mediated by regulatory T cells (Mandapathil M et al, J Biol Chem. 2010; 285(36):27571-80; Caiazzo E et al, Biochem Pharmacol. 2016; 112:72-81).

[0015] Thus, the present EP2 and/or EP4 antagonists may be useful, alone, or in combination with with one or more therapeutic agents and/or chemotherapy and/or radiotherapy and/or immunotherapy; in particular in combination with chemotherapy, radiotherapy, EGFR inhibitors, aromatase inhibitors, anti-angiogenic drugs, adenosine inhibitors, immunotherapy such as especially PD1 and/or PDL1 blockade, or other targeted therapies; for the prevention / prophylaxis or treatment of cancers, notably for the prevention / prophylaxis or treatment of skin cancer including melanoma including metastatic melanoma; lung cancer including non-small cell lung cancer; bladder cancer including urinary bladder cancer, urothelial cell carcinoma; renal carcinomas including renal cell carcinoma, metastatic renal cell carcinoma, metastatic renal clear cell carcinoma; gastro-intestinal cancers including colorectal cancer, metastatic colorectal cancer, familial adenomatous polyposis (FAP), oesophageal cancer, gastric cancer, gallbladder cancer, cholangiocarcinoma, hepatocellular carcinoma, and pancreatic cancer such as pancreatic adenocarcinoma or pancreatic ductal carcinoma; endometrial cancer; ovarian cancer; cervical cancer; neuroblastoma; prostate cancer including castrate-resistant prostate cancer; brain tumors including brain metastases, malignant gliomas, glioblastoma multiforme, medulloblastoma, meningiomas; breast cancer including triple negative breast carcinoma; oral tumors; nasopharyngeal tumors; thoracic cancer; head and neck cancer; leukemias including acute myeloid leukemia, adult T-cell leukemia; carcinomas; adenocarcinomas; thyroid carcinoma including papillary thyroid carcinoma; choriocarcinoma; Ewing's sarcoma; osteosarcoma; rhabdomyosarcoma; Kaposi's sarcoma; lymphoma including Burkitt's lymphoma, Hodgkin's lymphoma, MALT lymphoma; multiple myelomas; and virally induced tumors.

[0016] In addition, selective or dual EP2 and/or EP4 antagonists may be useful in several other diseases or disorders responding for example to treatment with COX2 inhibitors, with the advantage that EP2 and/or EP4 antagonists should not possess the potential cardiovascular side effects seen with COX2 inhibitors, which are mainly due to interference with PGI2 and TXA2 synthesis (see for example Boyd MJ et al, bioorganic and medicinal chemistry letters 21, 484, 2011). For example, blockade of prostaglandin production by COX inhibitors is the treatment of choice for pain, including especially inflammatory pain and painful menstruation. Thus EP2 and/or EP4 and/or dual EP2/EP4 antagonists may be useful for the treatment of pain, especially inflammatory pain. Evidence from EP2 knockout mice suggest that EP2 antagonists can be used for the treatment of inflammatory hyperalgesia (Reinold H et al, J Clin Invest 2005, 115(3):673-9). In addition, EP4 antagonists have beneficial effect in vivo in inflammatory pain models (eg Murase A, Eur J Pharmacol 2008; Clark P, J Pharmacol Exp Ther. 2008; Maubach KA Br J Pharmacol. 2009; Colucci J Bioorg Med Chem Lett. 2010, Boyd MJ et al, Bioorg Med Chem Lett 2011, Chn Q et al Br J Pharmacol 2010, Nakao K et al, J Pharmacol Exp Ther. 2007 Aug;322(2):686-94). Administration of an EP2 in combination with an EP4 antagonist showed significant, but partial inhibition of joint inflammation in mouse collagen-induced arthritis model (Honda T et al J Exp Med 2006, 203(2):325-35).

[0017] EP2 and/or dual EP2/EP4 antagonists may be of use to decrease female fertility, i.e. they have been shown to prevent pregnancy if used as contraceptive in macaques (Peluffo MC et al Hum Reprod 2014). EP2 knockout mice have decreased fertility, smaller litter sizes and reduced cumulus expansion (Matsumoto et al, Biology of reproduction 2001, 64; 1557-65; Hitzaki et al, PNAS 1999, 96(18), 10501-10506; Tilley SL J Clin Invest 1999, 103(11):1539-45; Kennedy CR et al, Nat Med 1999 5(2):217-20).

[0018] There is also rationale that EP2 and/or EP4 antagonists may be of use to prevent or treat endometriosis: for example EP2, EP3 and EP4 and COX2 are overexpressed in endometriosis cell lines and tissues (e.g. Santulli P et al J Clin Endocrinol Metab 2014, 99(3):881-90); antagonist treatment was shown to inhibit the adhesion of endometrial cells in vitro (Lee J et al Biol Reprod 2013, 88(3):77; Lee J et al Fertil Steril 201, 93(8):2498-506); COX2 inhibitors have been shown to reduce endometrial lesions in mice via EP2 (Chuang PC et al, Am J Pathol 2010, 176(2):850-60); and antagonist treatment has been shown to induce apoptosis of endometrial cells in vitro (Banu SK et al, MOJ endocrinol 2009, 23(8) 1291-305).

[0019] Dual EP2/EP4 antagonists, or the combination of a selective EP2 antagonists with a selective EP4 antagonist, may be of potential use for autoimmune disorders; e.g. they have been shown to be effective in mouse model for multiple sclerosis (MS) (Esaki Yet al PNAS 2010, 107(27):12233-8; Schiffmann S et al, Biochem Pharmacol. 2014, 87(4): 625-35; see also Kofler DM et al J Clin Invest 2014, 124(6):2513-22). Activation of EP2 / EP 4 signalling in cells in vitro (Kojima F et al Prostaglandins Other Lipid Mediat 2009, 89:26-33) linked dual or selective EP2 and/or EP4 antagonists to the treatment of rheumatoid arthritis. Also, elevated levels of PGE(2) have been reported in synovial fluid and cartilage from patients with osteoarthritis (OA) and it has been shown that PGE2 stimulates matrix degradation in osteoarthritis chondrocytes via the EP4 receptor (Attur M et al, J Immunol. 2008;181(7):5082-8).

[0020] EP4 overexpression is associated with enhanced inflammatory reaction in atherosclerotic plaques of patients (Cipollone F et al, Arterioscler Thromb Vasc Biol 2005, 25(9): 1925-31), thus the use of EP4 and/or dual EP2/EP4 antagonists may be indicated for plaque stabilization and prevention / prophylaxis of acute ischemic syndromes. In addition, EP4 deficiency suppresses early atherosclerosis, by compromising macrophage survival (Babaev VR et al, Cell Metab. 2008 Dec;8(6):492-501)

[0021] EP2 and/or dual EP2/EP4 antagonists may also be useful in the treatment of pneumonia: intrapulmonary administration of apoptotic cells demonstrated that PGE(2) via EP2 accounts for subsequent impairment of lung recruitment of leukocytes and clearance of *Streptococcus pneumoniae*, as well as enhanced generation of IL-10 in vivo (Medeiros AI et al J Exp Med 2009 206(1):61-8).

[0022] EP2 and/or dual EP2/EP4 antagonists may in addition be useful for the treatment of neurodegenerative diseases (for review see Cimino PJ et al, Curr Med Chem. 2008;15(19):1863-9). EP2 receptor accelerates progression of inflammation in a mouse model of amyotrophic lateral sclerosis (ALS) (Liang X et al, Ann Neurol 2008, 64(3):304-14); COX2 inhibitors have been shown to be neuroprotective in rodent models of stroke, Parkinson disease and ALS (for review see Liang X et al J Mol Neurosci 2007, 33(1):94-9), decreased neurotoxicity was observed in EP2 knockout mice treated with parkinsonian toxin (Jin J et al, J Neuroinflammation 2007, 4:2), PGE2 via EP2 aggravates neurodegeneration in cultured rat cells (Takadera T et al, Life Sci 2006, 78(16): 1878-83); Reduced amyloid burden was observed in Alzheimer's disease mouse model if crossed with EP2 knockout mice (Liang X et al J Neurosci 2005, 25(44):10180-7; Keene CD et al, Am J Pathol. 2010, 177(1):346-54). EP2 null mice are protected from CD14-dependent/ innate immunity mediated neuronal damage in neurodegenerative disease (Shie FS et al Glia 2005, 52(1):70-7); PGE2 via EP2 increases amyloid precursor protein (APP) expression in cultured rat microglial cells (Pooler AM et al Neurosci. Lett. 2004, 362(2):127-30). EP2 antagonist limits oxidative damage from activation of innate immunity (intracranial injection of LPS) in the brain and could be used for Alzheimer or HIV associated dementia (Montine TJ et al, J Neurochem 2002, 83(2):463-70). In an Alzheimer's disease mouse model cognitive function could be improved by genetic and pharmacological inhibition of EP4 (Hoshino T et al, J Neurochem 2012, 120(5):795-805).

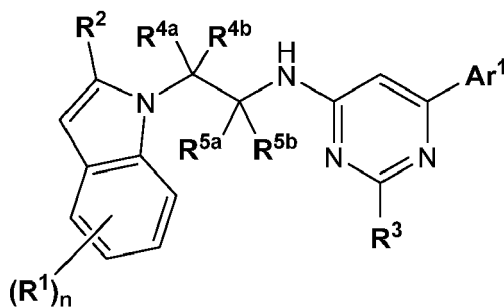
[0023] EP2 and/or dual EP2/EP4 antagonists may also be useful to treat autosomal dominant polycystic kidney disease (ADPKD): PGE2 via EP2 induces cystogenesis of human renal epithelial cells; and EP2 was found to be overexpressed in patient samples (Elberg G et al, Am J Physiol Renal Physiol 2007, 293(5):F1622-32).

[0024] EP4 and/or dual EP2/EP4 antagonists may also be useful to treat osteoporosis: PGE2 stimulates bone resorption mainly via EP4 and partially via EP2 (Suzawa T et al, Endocrinology. 2000 Apr;141(4):1554-9), EP4 knockout mice show impaired bone resorption (Miyaura C et al, J Biol Chem 2000, 275(26): 19819-23) and an EP4 antagonists showed partial inhibition of PGE(2)-stimulated osteoclastogenesis and osteoclastic bone resorption (Tomita M et al, Bone. 2002 Jan;30(1):159-63).

[0025] WO2008/152093 discloses selective EP2 receptor modulators which comprise an indole ring linked to the rest of the molecule in position 3, and a pyrimidine moiety which however is not substituted with a directly linked aromatic substituent. WO2006/044732 discloses pyrimidine compounds which are modulators of PGD2 claimed to be useful e.g. in the treatment of allergic diseases; however for example the exemplified compound CAS 1001913-77-4 has been tested to be inactive on both the EP2 and the EP4 receptor in the in vitro assay set out in the experimental part below. WO2008/006583 discloses pyrimidin derivatives which are ALK-5 inhibitors. WO2006/044732 and WO2008/039882 disclose certain pyrimidine derivatives as prostaglandin D2 receptor antagonists. Pyrimidin-2-yl derivatives are disclosed in WO2013/020945, WO2012/127032, WO2011/144742, Bioorg. Med. Chem 2011, 21(13) 4108-4114 and Bioorg. Med. Chem 2011, 21(1) 66-75. Certain indole-1-acetamide compounds are known as library compounds, e.g. CAS 1448123-30-5 and CAS 1448075-88-4. Further compounds which are claimed to be active as anti-cancer agents are disclosed in WO2006/128129, WO2008/008059 and Bioorg. Med. Chem 2013, 21(2), 540-546. EP2711364 discloses indol derivatives useful for the treatment of cancer.

[0026] The present invention provides novel *N*-substituted indole derivatives of formula (I) which are modulators of the prostaglandin 2 receptors EP2 and/or EP4. Certain compounds of the present invention are dual antagonists of both the EP2 and the EP4 receptor. The present compounds may, thus, be useful for the prevention / prophylaxis or treatment of diseases which respond to the blockage of the EP2 receptors and/or the EP4 receptors such as especially cancers; as well as pain including especially inflammatory pain and painful menstruation; endometriosis; acute ischemic syndromes in atherosclerotic patients; pneumonia; neurodegenerative diseases including amyotrophic lateral sclerosis, stroke; Parkinson disease, Alzheimer's disease and HIV associated dementia; autosomal dominant polycystic kidney disease; and to control female fertility.

1) A first aspect of the invention relates to compounds of the formula (I)



Formula (I)

wherein

(R¹)_n represents (in addition to **R²**) one, two or three optional substituents on the indole ring (i.e. *n* represents the integer 0, 1, 2, or 3), wherein said substituents are independently selected from (C₁₋₃)alkyl (especially methyl), (C₁₋₃)alkoxy (especially methoxy), halogen (especially fluoro, chloro, or bromo), (C₁₋₃)fluoroalkyl (especially trifluoromethyl), (C₁₋₃)fluoroalkoxy (especially trifluoromethoxy), or cyano; or two **R¹** together form a group -O-CH₂-O-, and the remaining **R¹**, if present, represents halogen (especially fluoro or chloro);

R² represents (C₁₋₄)alkyl (especially methyl), halogen (especially chloro), or cyano;

R³ represents hydrogen, methyl or trifluoromethyl (especially hydrogen);

R^{4a} and **R^{4b}** independently represent hydrogen, methyl, or **R^{4a}** and **R^{4b}** together with the carbon atom to which they are attached represent a cycloprop-1,1-diyl group;

R^{5a} and **R^{5b}** independently represent hydrogen, methyl, or **R^{5a}** and **R^{5b}** together with the carbon atom to which they are attached represent a cycloprop-1,1-diyl group;

Ar¹ represents

- phenyl, or 5- or 6-membered heteroaryl (notably 5-membered heteroaryl, especially thiophenyl or thiazolyl); wherein said phenyl or 5- or 6-membered heteroaryl independently is mono-, di- or tri-substituted, wherein the substituents are independently selected from

- (C₁₋₆)alkyl (especially methyl, ethyl, n-propyl, isopropyl, n-butyl, isobutyl, 1-methyl-propan-1-yl, tert.-butyl, 3-methyl-butyl);
- (C₁₋₄)alkoxy (especially methoxy, ethoxy, n-propoxy, isopropoxy, n-butoxy, isobutoxy);
- (C₁₋₃)fluoroalkyl, wherein said (C₁₋₃)fluoroalkyl is optionally substituted with hydroxy (especially trifluoromethyl, 2,2,2-trifluoro-1-hydroxy-ethyl);
- (C₁₋₃)fluoroalkoxy (especially difluoromethoxy, trifluoromethoxy, 2,2,2-trifluoroethoxy);
- halogen (especially fluoro, chloro, bromo);
- cyano;
- (C₃₋₆)cycloalkyl, wherein said (C₃₋₆)cycloalkyl is unsubstituted or mono-substituted with amino (especially cyclopropyl, 1-amino-cyclopropyl);
- (C₄₋₆)cycloalkyl containing a ring oxygen atom, wherein said (C₄₋₆)cycloalkyl containing a ring oxygen atom is unsubstituted or mono-substituted with fluoro, hydroxy, or methoxy (especially 3-fluoro-oxetan-3-yl, 3-hydroxy-oxetan-3-yl, 3-methoxy-oxetan-3-yl);
- (C₃₋₆)cycloalkyl-oxy (especially cyclobutyl-oxy, cyclopentyl-oxy);
- hydroxy;
- nitro;
- B(OH)₂;
- 2,2,2-trifluoro-1,1-dihydroxy-ethyl;
- X¹-CO-R⁰¹, wherein

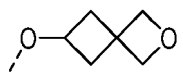
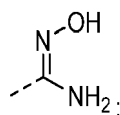
- X¹** represents a direct bond, (C₁₋₃)alkylene (especially -CH₂-, -CH₂-CH₂-), -O-(C₁₋₃)alkylene-* (especially -O-CH₂-, -O-CH(CH₃)-*, -O-CH₂-CH₂-*), -NH-(C₁₋₃)alkylene-* (especially -NH-CH₂-, -NH-CH(CH₃)-*), -S-CH₂-, -CF₂-, -CH=CH-, -C≡C-, -NH-CO-*, -CO-, or (C₃₋₅)cycloalkylene; wherein the asterisks indicate the bond that is linked to the -CO-R⁰¹ group; and
- R⁰¹** represents

- OH;

- -O-(C₁₋₄)alkyl (especially ethoxy, methoxy);
- -NH-SO₂-R^{S3} wherein R^{S3} represents (C₁₋₄)alkyl, (C₃₋₆)cycloalkyl wherein the (C₃₋₆)cycloalkyl optionally contains a ring oxygen atom, (C₃₋₆)cycloalkyl-(C₁₋₃)alkylene wherein the (C₃₋₆)cycloalkyl optionally contains a ring oxygen atom, (C₁₋₃)fluoroalkyl, phenyl, or -NH₂;
- -O-phenyl;
- -O-CH₂-CO-R^{O4}, wherein R^{O4} represents hydroxy, or (C₁₋₄)alkoxy, or -N[(C₁₋₄)alkyl]₂;
- -O-CH₂-O-CO-R^{O5}, wherein R^{O5} represents (C₁₋₄)alkyl or (C₁₋₄)alkoxy; or
- -O-CH₂-CH₂-N[(C₁₋₄)alkyl]₂ (especially -O-CH₂-CH₂-N(CH₃)₂);
- (5-methyl-2-oxo-[1,3]dioxol-4-yl)-methoxy-;

[wherein in particular such group -X¹-CO-R^{O1} represents -COOH, -CO-O-C₂H₅, -O-CH₂-COOH, -NH-CH₂-COOH, -CO-NH-SO₂-CH₃, -CO-NH-SO₂-C(CH₃)₂, -CO-NH-SO₂-cyclopropyl, -CO-NH-SO₂-phenyl, -CO-O-CH₃, -CO-NH-SO₂-ethyl, -CO-NH-SO₂-NH₂, -CO-O-CH₂-COOH, -CO-O-CH₂-CH₂-N(CH₃)₂, -CO-O-CH₂-CO-N(CH₃)₂, -CO-O-CH₂-O-CO-O-ethyl, -CO-O-CH₂-O-CO-propyl, (5-methyl-2-oxo-[1,3]dioxol-4-yl)-methyl-O-CO-, -CH₂-COOH, -CH₂-CO-O-ethyl, -CH₂-CH₂-COOH, -CF₂-COOH, -CH=CH-COOH, -NH-CO-COOH, -CO-COOH, -O-CH₂-CH₂-COOH, -O-CH(CH₃)-COOH, -NH-CH(CH₃)-COOH, -NH-CH₂-CO-O-CH₃, -COO-phenyl, 1-carboxy-cyclopropan-1-yl, 1-carboxy-cyclopentan-1-yl];

- -CO-CH₂-CN;
- -CO-CH₂-OH;
- -CO-H;
-



- 2-hydroxy-3,4-dioxo-cyclobut-1-enyl;
- hydroxy-(C₁₋₄)alkyl (especially hydroxymethyl, 1-hydroxy-ethyl);
- dihydroxy-(C₂₋₄)alkyl (especially 1,2-dihydroxyethyl);
- hydroxy-(C₂₋₄)alkoxy (especially 2-hydroxy-ethoxy);
- (C₁₋₄)alkoxy-(C₂₋₄)alkoxy (especially 2-methoxy-ethoxy);
- -(CH₂)_m-NR^{N1}R^{N2}, wherein m represents the integer 0 or 1; and wherein

■ R^{N1} and R^{N2} independently represent hydrogen, (C₁₋₄)alkyl, (C₁₋₄)alkoxy-(C₂₋₄)alkyl, (C₃₋₆)cycloalkyl, (C₂₋₃)fluoroalkyl, -or -SO₂-(C₁₋₄)alkyl (wherein preferably at least one of R^{N1} and R^{N2} represents hydrogen);

■ or R^{N1} independently represents hydrogen or (C₁₋₄)alkyl, and R^{N2} independently represents -CO-H, -CO-(C₁₋₃)alkyl, -CO-(C₁₋₃)alkylene-OH, or -CO-O-(C₁₋₃)alkyl;

■ or R^{N1} and R^{N2} together with the nitrogen to which they are attached form a 4-, 5- or 6-membered saturated ring optionally containing one ring oxygen or ring sulfur atom, wherein said ring is unsubstituted, or mono-substituted with oxo on a ring carbon atom, or disubstituted with oxo on a ring sulfur atom;

(especially such group -(CH₂)_m-NR^{N1}R^{N2} represents amino, methylamino, ethylamino, propylamino, aminomethyl, methylamino-methyl, isobutylamino-methyl, cyclopropylamino-methyl, cyclobutylamino-methyl, (2-methoxyethyl)amino-methyl, -NH-SO₂-methyl, -NH-SO₂-ethyl, or (2,2,2-trifluoro-ethyl)-amino; or -CH₂-NH-SO₂-CH₃; or -NH-CO-H, -N(C₂H₅)-CO-H, -NH-CO-C₂H₅, -NH-CO-CH₂-CH₂-OH, -NH-CO-O-CH₃, -N(CH₃)-CO-O-CH₃; or pyrrolidin-1-yl, 2-oxo-pyrrolidin-1-yl, 1,1-dioxo-isothiazolidin-2-yl, morpholin-4-yl, azetidin-1-yl, or piperidin-1-yl);

- -CO-NR^{N3}R^{N4} wherein R^{N3} and R^{N4} independently represent hydrogen, (C₁₋₄)alkyl, hydroxy-(C₂₋₄)alkyl, (C₁₋₃)alkoxy-(C₂₋₄)alkyl, dimethylamino-(C₂₋₄)alkyl, (C₁₋₄)alkoxy, hydroxy-(C₂₋₄)alkoxy, benzyloxy, or hydroxy (wherein preferably at least one of R^{N3} and R^{N4} represents hydrogen; and wherein particular examples of such group -CO-NR^{N3}R^{N4} are -CO-NH₂, -CO-NH(CH₃), -CO-NH(C₂H₅), -CO-NH-O-methyl, -CO-NH-O-ethyl, -CO-NH-O-isopropyl, -CO-NH-C₂H₄-OH, -CO-NH-C₂H₄-OCH₃, -CO-NH-O-C₂H₄-OH, -CO-NH-C₂H₄-N(CH₃)₂, -CO-NH-O-benzyl, or -CO-N(CH₃)₂, -CO-NH-isopropyl, or -CO-NH-OH);
- -NH-CO-NR^{N5}R^{N6} wherein R^{N5} and R^{N6} independently represent hydrogen or (C₁₋₄)alkyl (wherein prefer-

ably at least one of R^{N5} and R^{N6} represents hydrogen; and wherein particular examples of such group $-NH-CO-NR^{N5}R^{N6}$ are $-NH-CO-NH_2$, and $-NH-CO-NH-C_2H_5$;

- $-SO_2-R^{S1}$ wherein R^{S1} represents hydroxy, (C_{1-4}) alkyl (especially methyl), or $-NR^{N7}R^{N8}$ wherein R^{N7} and R^{N8} independently represent hydrogen or (C_{1-3}) alkyl (wherein preferably at least one of R^{N7} and R^{N8} represents hydrogen; and wherein particular examples of such group $-SO_2-R^{S1}$ are $-SO_2-CH_3$, $-SO_2-NH_2$, $-SO_2-OH$, $-SO_2-NH-CH_3$);
- $-S-R^{S2}$ wherein R^{S2} represents (C_{1-4}) alkyl (especially methyl, ethyl, n-propyl, isopropyl, isobutyl), (C_{3-6}) cycloalkyl (especially cyclobutyl), or 2-fluoro-vinyl;
- 5-oxo-4,5-dihydro-[1,2,4]oxadiazol-3-yl (encompassing its tautomeric form 5-hydroxy-[1,2,4]oxadiazol-3-yl), or 3-oxo-2,3-dihydro-[1,2,4]oxadiazol-5-yl (encompassing its tautomeric form 3-hydroxy-[1,2,4]oxadiazol-5-yl);
- phenyl-oxy, wherein the phenyl is optionally mono-substituted with halogen (especially 4-fluorophenoxy);
- benzooxazol-2-yl; or
- $-(CH_2)_p-HET$, wherein p represents the integer 0 or 1; and wherein **HET** represents a 5- or 6-membered heteroaryl, wherein said 5- or 6-membered heteroaryl is unsubstituted, or mono- or di-substituted, wherein the substituents are independently selected from (C_{1-4}) alkyl (especially methyl), (C_{1-4}) alkoxy (especially methoxy), $-COOH$, hydroxy, fluoro, 2-amino-2-oxo-ethyl, 2-carboxy-ethyl, (C_{3-5}) cycloalkyl (especially cyclopropyl), or $-NR^{N9}R^{N10}$ wherein R^{N9} and R^{N10} independently represent hydrogen or (C_{1-3}) alkyl (especially methyl); (especially such group $-(CH_2)_p-HET$ is 1H-tetrazol-5-yl, 1H-pyrazol-1-yl, 1H-pyrazol-3-yl, 3-methyl-pyrazol-1-yl, 1-methyl-1H-pyrazol-3-yl, 5-methyl-1H-pyrazol-3-yl, 3,5-dimethyl-pyrazol-1-yl, 4-carboxy-1H-pyrazol-3-yl, 1H-imidazol-2-yl, 1H-imidazol-4-yl, 3-methyl-3H-imidazol-4-yl, 2-methyl-1H-imidazol-4-yl, 1,5-dimethyl-1H-imidazol-2-yl, [1,2,4]oxadiazol-5-yl, 5-methyl-[1,2,4]oxadiazol-3-yl, 3-methyl-[1,2,4]oxadiazol-5-yl, 5-methyl-[1,3,4]oxadiazol-2-yl, isothiazol-5-yl, thiazol-2-yl, thiazol-4-yl, 4-methyl-thiazol-2-yl, 2-methyl-thiazol-4-yl, 2-amino-5-methyl-thiazol-4-yl, 4,5-dimethyl-thiazol-2-yl, 4-carboxy-thiazol-2-yl, 2-carboxy-thiazol-4-yl, 2-hydroxy-thiazol-4-yl, 2-amino-2-oxoethylthiazol-4-yl, isoxazol-3-yl, isoxazol-5-yl, 3-amino-isoxazol-5-yl, 3-hydroxy-isoxazol-5-yl, 3-methyl-isoxazol-5-yl, 4-methyl-isoxazol-5-yl, 4-carboxy-3-methyl-isoxazol-5-yl, oxazol-5-yl, 2-aminooxazol-5-yl, 2-methyl-oxazol-5-yl, 2-(2-carboxyethyl)-oxazol-5-yl, 2-(2-carboxyethyl)-4-methyl-oxazol-5-yl, 5-amino-[1,3,4]thiadiazol-2-yl, 5-methylamino-[1,3,4]thiadiazol-2-yl, 4H-[1,2,4]triazol-3-yl, 1H-[1,2,4]triazol-1-yl, 2-methyl-2H-[1,2,4]triazol-3-yl, pyridin-2-yl, 4-fluoro-pyridin-2-yl, pyrimidin-2-yl, 5-fluoro-pyrimidin-2-yl, 5-methoxy-pyrimidin-2-yl, 4-methoxy-pyrimidin-2-yl, 6-methoxy-pyrimidin-4-yl, 6-dimethylamino-pyrimidin-4-yl, pyrazin-2-yl, 6-methoxy-pyrazin-2-yl, 6-methoxy-pyridazin-3-yl, pyrazol-1-yl-methyl, 1H-imidazol-4-yl, 3H-[1,2,3]triazol-4-yl, 5-methyl-1H-imidazol-4-yl, 1,2-dimethyl-1H-imidazol-4-yl, 1,5-dimethyl-1H-imidazol-4-yl, 2,5-dimethyl-1H-imidazol-4-yl, 2-cyclopropyl-1H-imidazol-4-yl, 2-cyclopropyl-1-methyl-1H-imidazol-4-yl, oxazol-2-yl, 4,5-dimethyl-oxazol-2-yl, or pyridin-2-yl);
- or **Ar¹** represents 8- to 10-membered bicyclic heteroaryl (especially indazolyl, benzoimidazolyl, indolyl, benzo-triazolyl, benzooxazolyl, quinoxalyl, isoquinolyl, quinolyl, pyrrolopyridinyl, or imidazopyridinyl); wherein said 8- to 10-membered bicyclic heteroaryl independently is unsubstituted, mono-, di- or tri-substituted, wherein the substituents are independently selected from (C_{1-4}) alkyl (especially methyl); (C_{1-4}) alkoxy (especially methoxy); (C_{1-3}) fluoroalkyl (especially trifluoromethyl); (C_{1-3}) fluoroalkoxy (especially trifluoromethoxy); halogen; cyano; hydroxy, or $-(C_{0-3})$ alkylene-COOR^{O2} wherein R^{O2} represents hydrogen or (C_{1-4}) alkyl (especially methyl); (especially such 8- to 10-membered bicyclic heteroaryl is 1H-indazol-6-yl, 1-methyl-1H-indazol-6-yl, 3-methyl-1H-indazol-6-yl, 3-carboxy-1H-indazol-6-yl, 1H-benzoimidazol-5-yl, 2-methyl-1H-benzoimidazol-5-yl, 2-trifluoromethyl-1H-benzoimidazol-5-yl, 1H-indol-6-yl, 1H-indol-5-yl, 1-methyl-1H-indol-5-yl, 2-carboxy-1H-indol-5-yl, 7-carboxy-1H-indol-4-yl, 7-carboxy-1-methyl-1H-indol-4-yl, 1H-benzotriazol-5-yl, 2-methyl-benzooxazol-5-yl, 2-methyl-benzooxazol-6-yl, quinoxalin-6-yl, isoquinolin-7-yl, quinolin-6-yl, 1H-indol-2-yl, 1H-indol-3-yl, 1H-indol-4-yl, 1H-indazol-5-yl, 1H-pyrrolo[2,3-c]pyridin-3-yl, 1H-pyrrolo[2,3-b]pyridin-3-yl, 1H-pyrrolo[2,3-b]pyridin-5-yl, 1-methyl-1H-pyrrolo[2,3-b]pyridin-5-yl, imidazo[1,2-a]pyridin-6-yl, 3-methoxy-1H-indazol-6-yl, 6-methoxy-1H-indazol-5-yl, 5-carboxy-1H-indol-2-yl, 6-carboxy-1H-indol-2-yl, 5-(methoxycarbonyl)-1H-indol-2-yl, or 6-(methoxycarbonyl)-1H-indol-2-yl; preferably such 8- to 10-membered bicyclic heteroaryl is 1H-benzoimidazol-5-yl, 1H-indol-6-yl, 1H-indol-5-yl, 1H-indol-2-yl, 1H-indazol-5-yl, 5-carboxy-1H-indol-2-yl, 6-carboxy-1H-indol-2-yl, 5-(methoxycarbonyl)-1H-indol-2-yl, or 6-(methoxycarbonyl)-1H-indol-2-yl);
- or **Ar¹** represents 8- to 10-membered partially aromatic fused bicyclic heterocyclyl comprising one to four heteroatoms independently selected from nitrogen, oxygen and sulfur (especially 2,3-dihydro-benzofuranyl, 2,3-dihydro-1H-indolyl, 2,3-dihydro-benzo[1,4]dioxinyl, 2,3-dihydro-1H-indazolyl, 2,3-dihydro-1H-benzo[d]imidazolyl, 2,3-dihydrobenzo[d]isoxazolyl, 2,3-dihydro-isoindolyl, 2,3-dihydro-benzooxazolyl, 1,2,3,4-tetrahydro-quinazolinyl, 1,2,3,4-tetrahydro-isoquinolyl, or 1,2,3,4-tetrahydro-phthalazinyl); wherein said 8- to 10-membered heterocyclyl is linked to the rest of the molecule at the aromatic ring moiety; wherein said 8- to 10-

membered heterocyclyl independently is unsubstituted, mono-, or di-substituted, wherein the substituents are independently selected from oxo, (C₁₋₆)alkyl (especially methyl, ethyl, propyl, butyl, isobutyl), and -(C₀₋₃)alkylene-COOR⁰³ wherein R⁰³ represents hydrogen or (C₁₋₃)alkyl; (especially such 8- to 10-membered partially aromatic fused bicyclic heterocyclyl is 2,3-dihydro-benzofuran-5-yl, 2,3-dihydro-1H-indol-5-yl, 2,3-dihydro-benzo[1,4]dioxin-6-yl, 3-oxo-2,3-dihydro-1H-indazol-5-yl, 3-oxo-2,3-dihydro-1H-indazol-6-yl, 2-oxo-2,3-dihydro-1H-benzo[d]imidazol-5-yl, 3-oxo-2,3-dihydrobenzo[d]isoxazol-6-yl, 2-oxo-1,3-dihydro-indol-5-yl, 1-oxo-2,3-dihydro-isoindol-5-yl, 3-methyl-1-oxo-2,3-dihydro-isoindol-5-yl, 3-ethyl-1-oxo-2,3-dihydro-isoindol-5-yl, 3-propyl-1-oxo-2,3-dihydro-isoindol-5-yl, 3-isobutyl-1-oxo-2,3-dihydro-isoindol-5-yl, 2-methyl-1-oxo-2,3-dihydro-isoindol-5-yl, 2-ethyl-1-oxo-2,3-dihydro-isoindol-5-yl, 1-oxo-2-propyl-2,3-dihydro-isoindol-5-yl, 2-isobutyl-1-oxo-2,3-dihydro-isoindol-5-yl, 2-oxo-2,3-dihydro-benzooxazol-6-yl, 3-methyl-2-oxo-2,3-dihydro-benzooxazol-5-yl, 1-methyl-3-oxo-2,3-dihydro-1H-indazol-6-yl, 2-methyl-3-oxo-2,3-dihydro-1H-indazol-6-yl, 1-(carboxymethyl)-3-oxo-2,3-dihydro-1H-indazol-6-yl, 2-oxo-1,2,3,4-tetrahydro-quinazolin-6-yl, 1-methyl-2-oxo-1,2,3,4-tetrahydro-quinazolin-7-yl, 1-oxo-1,2,3,4-tetrahydro-isoquinolin-6-yl, or 1,4-dioxo-1,2,3,4-tetrahydro-phthalazin-6-yl; preferably such group (Ar-III) is 2-oxo-2,3-dihydro-benzooxazol-6-yl, 3-methyl-2-oxo-2,3-dihydro-benzooxazol-5-yl, 1-methyl-3-oxo-2,3-dihydro-1H-indazol-6-yl, 2-oxo-1,2,3,4-tetrahydro-quinazolin-6-yl, 1-methyl-2-oxo-1,2,3,4-tetrahydro-quinazolin-7-yl, or 1-oxo-1,2,3,4-tetrahydro-isoquinolin-6-yl).

[0027] The compounds of formula (I) may contain one or more stereogenic or asymmetric centers, such as one or more asymmetric carbon atoms, which are allowed to be present in (R)- as well as (S)-configuration. The compounds of formula (I) may further encompass compounds with one or more double bonds which are allowed to be present in Z- as well as E-configuration and/or compounds with substituents at a ring system which are allowed to be present, relative to each other, in cis- as well as trans-configuration. The compounds of formula (I) may thus be present as mixtures of stereoisomers or preferably as pure stereoisomers. Mixtures of stereoisomers may be separated in a manner known to a person skilled in the art.

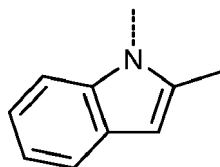
[0028] In case a particular compound (or generic structure) is designated as (R)- or (S)-enantiomer, such designation is to be understood as referring to the respective compound (or generic structure) in enriched, especially essentially pure, enantiomeric form. Likewise, in case a specific asymmetric center in a compound is designated as being in (R)- or (S)-configuration or as being in a certain relative configuration, such designation is to be understood as referring to the compound that is in enriched, especially essentially pure, form with regard to the respective configuration of said asymmetric center. In analogy, cis- or trans-designations are to be understood as referring to the respective stereoisomer of the respective relative configuration in enriched, especially essentially pure, form. Likewise, in case a particular compound (or generic structure) is designated as Z- or E-stereoisomer (or in case a specific double bond in a compound is designated as being in Z- or E-configuration), such designation is to be understood as referring to the respective compound (or generic structure) in enriched, especially essentially pure, stereoisomeric form (or to the compound that is in enriched, especially essentially pure, form with regard to the respective configuration of the double bond).

[0029] The term "enriched", when used in the context of stereoisomers, is to be understood in the context of the present invention to mean that the respective stereoisomer is present in a ratio of at least 70:30, especially of at least 90:10 (i.e., in a purity of at least 70% by weight, especially of at least 90% by weight), with regard to the respective other stereoisomer / the entirety of the respective other stereoisomers.

[0030] The term "essentially pure", when used in the context of stereoisomers, is to be understood in the context of the present invention to mean that the respective stereoisomer is present in a purity of at least 95% by weight, especially of at least 99% by weight, with regard to the respective other stereoisomer / the entirety of the respective other stereoisomers.

[0031] The present invention also includes isotopically labelled, especially ²H (deuterium) labelled compounds of formula (I) according to embodiments 1) to 31), which compounds are identical to the compounds of formula (I) except that one or more atoms have each been replaced by an atom having the same atomic number but an atomic mass different from the atomic mass usually found in nature. Isotopically labelled, especially ²H (deuterium) labelled compounds of formula (I) and salts thereof are within the scope of the present invention. Substitution of hydrogen with the heavier isotope ²H (deuterium) may lead to greater metabolic stability, resulting e.g. in increased *in-vivo* half-life or reduced dosage requirements, or may lead to reduced inhibition of cytochrome P450 enzymes, resulting e.g. in an improved safety profile. In one embodiment of the invention, the compounds of formula (I) are not isotopically labelled, or they are labelled only with one or more deuterium atoms. In a sub-embodiment, the compounds of formula (I) are not isotopically labelled at all. Isotopically labelled compounds of formula (I) may be prepared in analogy to the methods described hereinafter, but using the appropriate isotopic variation of suitable reagents or starting materials.

[0032] In this patent application, a bond drawn as a dotted line shows the point of attachment of the radical drawn. For example, the radical drawn below



is the 2-methyl-1H-indol-1-yl group.

[0033] In some instances, the compounds of formula (I) may contain tautomeric forms. Such tautomeric forms are encompassed in the scope of the present invention. In case tautomeric forms exist of a certain residue, and only one form of such residue is disclosed or defined, the other tautomeric form(s) are understood to be encompassed in such disclosed residue. For example the group 2-oxo-2,3-dihydro-1H-benzo[d]imidazol-5-yl is to be understood as also encompassing its tautomeric forms 2-hydroxy-1H-benzo[d]imidazol-5-yl and 2-hydroxy-3H-benzo[d]imidazol-5-yl. Similarly, 5-oxo-4,5-dihydro-[1,2,4]oxadiazol-3-yl (alternatively named 5-oxo-4H-[1,2,4]oxadiazol-3-yl) encompasses its tautomeric form 5-hydroxy-[1,2,4]oxadiazol-3-yl, and 3-oxo-2,3-dihydro-[1,2,4]oxadiazol-5-yl (alternatively named 3-oxo-2H-[1,2,4]oxadiazol-5-yl) encompasses its tautomeric form 3-hydroxy-[1,2,4]oxadiazol-5-yl.

[0034] Where the plural form is used for compounds, salts, pharmaceutical compositions, diseases and the like, this is intended to mean also a single compound, salt, or the like.

[0035] Any reference to compounds of formula (I) according to embodiments 1) to 31) is to be understood as referring also to the salts (and especially the pharmaceutically acceptable salts) of such compounds, as appropriate and expedient.

[0036] The term "pharmaceutically acceptable salts" refers to salts that retain the desired biological activity of the subject compound and exhibit minimal undesired toxicological effects. Such salts include inorganic or organic acid and/or base addition salts depending on the presence of basic and/or acidic groups in the subject compound. For reference see for example "Handbook of Pharmaceutical Salts. Properties, Selection and Use.", P. Heinrich Stahl, Camille G. Wermuth (Eds.), Wiley-VCH, 2008; and "Pharmaceutical Salts and Co-crystals", Johan Wouters and Luc Quéré (Eds.), RSC Publishing, 2012.

[0037] Definitions provided herein are intended to apply uniformly to the compounds of formula (I), as defined in any one of embodiments 1) to 26), and, *mutatis mutandis*, throughout the description and the claims unless an otherwise expressly set out definition provides a broader or narrower definition. It is well understood that a definition or preferred definition of a term defines and may replace the respective term independently of (and in combination with) any definition or preferred definition of any or all other terms as defined herein. Whenever the group Ar¹ or substituents thereof are further defined, such definitions are intended to apply *mutatis mutandis* also to the groups (Ar-I), (Ar-II), (Ar-IV), (Ar-V), and (Ar-VI) and their respective substituents.

[0038] Whenever a substituent is denoted as optional, it is understood that such substituent may be absent, in which case all positions having a free valency (to which such optional substituent could have been attached to; such as for example in an aromatic ring the ring carbon atoms and / or the ring nitrogen atoms having a free valency) are substituted with hydrogen where appropriate.

[0039] The term "halogen" means fluorine, chlorine, bromine, or iodine; especially fluorine, chlorine, or bromine; preferably fluorine or chlorine.

[0040] The term "alkyl", used alone or in combination, refers to a saturated straight or branched chain hydrocarbon group containing one to six carbon atoms. The term "(C_{x-y})alkyl" (x and y each being an integer), refers to an alkyl group as defined before, containing x to y carbon atoms. For example a (C₁₋₆)alkyl group contains from one to six carbon atoms. Examples of alkyl groups are methyl, ethyl, propyl, isopropyl, butyl, isobutyl, tert.-butyl, 3-methyl-butyl, 2,2-dimethyl-propyl and 3,3-dimethyl-butyl. For avoidance of any doubt, in case a group is referred to as e.g. propyl or butyl, it is meant to be n-propyl, respectively n-butyl. Preferred are methyl and ethyl. Most preferred is methyl. Preferred for substituents of Ar¹ being phenyl or 5- or 6-membered heteroaryl are methyl, ethyl, propyl, isobutyl, 1-methyl-propan-1-yl, tert.-butyl, 3-methyl-butyl.

[0041] The term "-(C_{x-y})alkylene-", used alone or in combination, refers to bivalently bound alkyl group as defined before containing x to y carbon atoms. Preferably, the points of attachment of a -(C_{1-y})alkylene group are in 1,1-diyl, in 1,2-diyl, or in 1,3-diyl arrangement. In case a (C_{0-y})alkylene group is used in combination with another substituent, the term means that either said substituent is linked through a (C_{1-y})alkylene group to the rest of the molecule, or it is directly attached to the rest of the molecule (i.e. a (C₀)alkylene group represents a direct bond linking said substituent to the rest of the molecule). The alkylene group -C₂H₄- refers to -CH₂-CH₂- if not explicitly indicated otherwise. For the linker X¹, examples of (C₁₋₃)alkylene groups are -CH₂-, -CH(CH₃)-, -C(CH₃)₂-, and -CH₂-CH₂-, especially -CH₂- and -CH₂-CH₂-. Examples of (C₀₋₃)alkylene groups as used in the substituents -(C₀₋₃)alkylene-COOR⁰² and (C₀₋₃)alkylene-COOR⁰³, respectively, are (C₀)alkylene, and methylene, respectively.

[0042] The term "alkoxy", used alone or in combination, refers to an alkyl-O- group wherein the alkyl group is as defined before. The term "(C_{x-y})alkoxy" (x and y each being an integer) refers to an alkoxy group as defined before containing

x to y carbon atoms. For example a (C₁₋₄)alkoxy group means a group of the formula (C₁₋₄)alkyl-O- in which the term "(C₁₋₄)alkyl" has the previously given significance. Examples of alkoxy groups are methoxy, ethoxy, n-propoxy, isopropoxy, n-butoxy, isobutoxy, sec.-butoxy and tert.-butoxy. Preferred are ethoxy and especially methoxy. Preferred for substituents of Ar¹ being phenyl or 5- or 6-membered heteroaryl are methoxy, ethoxy, propoxy, butoxy, isobutoxy.

[0043] The term "fluoroalkyl", used alone or in combination, refers to an alkyl group as defined before containing one to three carbon atoms in which one or more (and possibly all) hydrogen atoms have been replaced with fluorine. The term "(C_{x-y})fluoroalkyl" (x and y each being an integer) refers to a fluoroalkyl group as defined before containing x to y carbon atoms. For example a (C₁₋₃)fluoroalkyl group contains from one to three carbon atoms in which one to seven hydrogen atoms have been replaced with fluorine. Representative examples of fluoroalkyl groups include trifluoromethyl, 2-fluoroethyl, 2,2-difluoroethyl and 2,2,2-trifluoroethyl. Preferred are (C₁)fluoroalkyl groups such as trifluoromethyl. An example of "(C₁₋₃)fluoroalkyl, wherein said (C₁₋₃)fluoroalkyl is optionally substituted with hydroxy" is 2,2,2-trifluoro-1-hydroxy-ethyl.

[0044] The term "fluoroalkoxy", used alone or in combination, refers to an alkoxy group as defined before containing one to three carbon atoms in which one or more (and possibly all) hydrogen atoms have been replaced with fluorine. The term "(C_{x-y})fluoroalkoxy" (x and y each being an integer) refers to a fluoroalkoxy group as defined before containing x to y carbon atoms. For example a (C₁₋₃)fluoroalkoxy group contains from one to three carbon atoms in which one to seven hydrogen atoms have been replaced with fluorine. Representative examples of fluoroalkoxy groups include trifluoromethoxy, difluoromethoxy, 2-fluoroethoxy, 2,2-difluoroethoxy and 2,2,2-trifluoroethoxy. Preferred are (C₁)fluoroalkoxy groups such as trifluoromethoxy and difluoromethoxy, as well as 2,2,2-trifluoroethoxy.

[0045] The term "cycloalkyl", used alone or in combination, refers to a saturated monocyclic hydrocarbon ring containing three to six carbon atoms. The term "(C_{x-y})cycloalkyl" (x and y each being an integer), refers to a cycloalkyl group as defined before containing x to y carbon atoms. For example a (C₃₋₆)cycloalkyl group contains from three to six carbon atoms. Examples of cycloalkyl groups are cyclopropyl, cyclobutyl, cyclopentyl, cyclohexyl, and cycloheptyl. Preferred are cyclopropyl, cyclobutyl, and cyclopentyl; especially cyclopropyl. Examples of (C₃₋₆)cycloalkyl groups wherein said (C₃₋₆)cycloalkyl is optionally mono-substituted with amino are cyclopropyl, 1-amino-cyclopropyl. Examples of (C₃₋₆)cycloalkyl groups wherein said (C₃₋₆)cycloalkyl is mono-substituted with -COOH are 1-carboxy-cyclopropyl, 1-carboxy-cyclopentyl.

[0046] The term "-(C_{x-y})cycloalkylene-", used alone or in combination, refers to bivalently bound cycloalkyl group as defined before containing x to y carbon atoms. Preferably, the points of attachment of any bivalently bound cycloalkyl group are in 1,1-diyl, or in 1,2-diyl arrangement. Examples are cyclopropan-1,1-diyl, cyclopropan-1,2-diyl, and cyclopentan-1,1-diyl; preferred is cyclopropan-1,1-diyl.

[0047] Examples of (C₃₋₆)cycloalkyl-oxy are cyclobutyl-oxy, and cyclopentyl-oxy.

[0048] Alkylated amino groups -N[(C₁₋₄)alkyl]₂ as used in groups -X¹-CO-R⁰¹, wherein R⁰¹ represents -O-CH₂-CO-R⁰⁴, wherein R⁰⁴ represents -N[(C₁₋₄)alkyl]₂; or wherein R⁰¹ represents -O-CH₂-CH₂-N[(C₁₋₄)alkyl]₂ are such that the two respective (C₁₋₄)alkyl groups are independently selected. A preferred example of such amino group -N[(C₁₋₄)alkyl]₂ is -N(CH₃)₂.

[0049] The term "heterocycle", used alone or in combination, and if not explicitly defined in a broader or more narrow way, refers to a saturated monocyclic hydrocarbon ring containing one or two (especially one) ring heteroatoms independently selected from nitrogen, sulfur, and oxygen (especially one nitrogen atom, two nitrogen atoms, one nitrogen atom and one oxygen atom, or one nitrogen atom and one sulfur atom). The term "(C_{x-y})heterocycle" refers to such a heterocycle containing x to y ring atoms. Heterocycles are unsubstituted or substituted as explicitly defined.

[0050] The term "8- to 10-membered partially aromatic fused bicyclic heterocyclyl" refers to 5- or 6-membered aromatic ring which is fused to a 5- or 6-membered non-aromatic ring (especially a (C₅₋₆)heterocycle as defined before), wherein said fused ring system comprises in total one to a maximum of four heteroatoms independently selected from nitrogen, oxygen and sulfur. Such 8- to 10-membered partially aromatic fused bicyclic heterocyclyl is linked to the rest of the molecule at the aromatic ring moiety. A preferred sub-group of such "8- to 10-membered partially aromatic fused bicyclic heterocyclyl" are phenyl groups which are fused to a (C₅₋₆)heterocycle as defined before. Examples are 2,3-dihydro-benzofuranyl, 2,3-dihydro-1H-indolyl, 2,3-dihydro-benzo[1,4]dioxinyl, 2,3-dihydro-1H-indazolyl, 2,3-dihydro-1H-benzo[d]imidazolyl, 2,3-dihydrobenzo[d]isoxazolyl, and 2,3-dihydro-isoindolyl; and, in addition to the before listed: 2,3-dihydro-benzooxazol-6-yl, 2,3-dihydro-benzooxazol-5-yl, 1,2,3,4-tetrahydro-quinazolin-6-yl, 1,2,3,4-tetrahydro-quinazolin-7-yl, 1,2,3,4-tetrahydro-isoquinolin-6-yl, 1,2,3,4-tetrahydro-phthalazin-6-yl. The above groups are unsubstituted, mono-, or di-substituted, wherein the substituents are independently selected from oxo, (C₁₋₆)alkyl, and -(C₀₋₃)alkylene-COOR⁰³ wherein R⁰³ represents hydrogen or (C₁₋₃)alkyl (especially methyl); especially substituents are independently selected from oxo, methyl, ethyl, propyl, butyl, isobutyl, wherein the substituents are preferably attached to the fused 5- or 6-membered non-aromatic ring. Oxo substituents are preferably attached to a ring carbon atom which is in alpha position to a ring nitrogen atom. Preferred examples of such 8- to 10-membered partially aromatic fused bicyclic heterocyclyl groups are 2,3-dihydro-benzofuranyl, 2,3-dihydro-1H-indolyl, 2,3-dihydro-benzo[1,4]dioxinyl; as well as the oxosubstituted heterocyclyl groups 3-oxo-2,3-dihydro-1H-indazolyl, 2-oxo-2,3-dihydro-1H-benzo[d]imidazolyl, 3-oxo-2,3-dihyd-

robenzo[d]isoxazolyl, 2-oxo-1,3-dihydro-indolyl, 1-oxo-2,3-dihydro-isoindolyl, 2-oxo-2,3-dihydro-benzooxazolyl, 2-oxo-1,2,3,4-tetrahydro-quinazolyl, 1-oxo-1,2,3,4-tetrahydro-isoquinolyl, 1,4-dioxo-1,2,3,4-tetrahydro-phthalazyl; wherein the above groups optionally carry one (further) substituent independently selected from (C₁₋₆)alkyl, and -(C₀₋₃)alkylene-COOR³ wherein R³ represents hydrogen or (C₁₋₃)alkyl (especially methyl). Particular examples are 2,3-dihydro-benzofuran-5-yl, 2,3-dihydro-1H-indol-5-yl, 2,3-dihydro-benzo[1,4]dioxin-6-yl, 3-oxo-2,3-dihydro-1H-indazol-5-yl, 3-oxo-2,3-dihydro-1H-indazol-6-yl, 2-oxo-2,3-dihydro-1H-benzo[d]imidazol-5-yl, 3-oxo-2,3-dihydrobenzo[d]isoxazol-6-yl, 2-oxo-1,3-dihydro-indol-5-yl, 1-oxo-2,3-dihydro-isoindol-5-yl, 3-methyl-1-oxo-2,3-dihydro-isoindol-5-yl, 3-ethyl-1-oxo-2,3-dihydro-isoindol-5-yl, 3-propyl-1-oxo-2,3-dihydro-isoindol-5-yl, 3-isobutyl-1-oxo-2,3-dihydro-isoindol-5-yl, 2-methyl-1-oxo-2,3-dihydro-isoindol-5-yl, 2-ethyl-1-oxo-2,3-dihydro-isoindol-5-yl, 1-oxo-2-propyl-2,3-dihydro-isoindol-5-yl, 2-isobutyl-1-oxo-2,3-dihydro-isoindol-5-yl; and, in addition to the before listed: 2-oxo-2,3-dihydro-benzooxazol-6-yl, 3-methyl-2-oxo-2,3-dihydro-benzooxazol-5-yl, 1-methyl-3-oxo-2,3-dihydro-1H-indazol-6-yl, 2-methyl-3-oxo-2,3-dihydro-1H-indazol-6-yl, 1-(carboxymethyl)-3-oxo-2,3-dihydro-1H-indazol-6-yl, 2-oxo-1,2,3,4-tetrahydro-quinazolin-6-yl, 1-methyl-2-oxo-1,2,3,4-tetrahydro-quinazolin-7-yl, 1-oxo-1,2,3,4-tetrahydro-isoquinolin-6-yl, 1,4-dioxo-1,2,3,4-tetrahydro-phthalazin-6-yl; preferred are 2,3-dihydro-1H-indol-5-yl, 3-oxo-2,3-dihydro-1H-indazol-6-yl, 2-oxo-1,3-dihydro-indol-5-yl, 1-oxo-2,3-dihydro-isoindol-5-yl, 3-methyl-1-oxo-2,3-dihydro-isoindol-5-yl, 3-ethyl-1-oxo-2,3-dihydro-isoindol-5-yl, 3-propyl-1-oxo-2,3-dihydro-isoindol-5-yl, 3-isobutyl-1-oxo-2,3-dihydro-isoindol-5-yl, 2-methyl-1-oxo-2,3-dihydro-isoindol-5-yl, and 1-oxo-2-propyl-2,3-dihydro-isoindol-5-yl; and especially 2-oxo-2,3-dihydro-benzooxazol-6-yl, 3-methyl-2-oxo-2,3-dihydro-benzooxazol-5-yl, 1-methyl-3-oxo-2,3-dihydro-1H-indazol-6-yl, 2-oxo-1,2,3,4-tetrahydro-quinazolin-6-yl, 1-methyl-2-oxo-1,2,3,4-tetrahydro-quinazolin-7-yl, and 1-oxo-1,2,3,4-tetrahydro-isoquinolin-6-yl.

[0051] For avoidance of doubt, certain groups having tautomeric forms which are considered predominantly non-aromatic, such as for example 2-oxo-2,3-dihydro-1H-benzo[d]imidazolyl groups, are defined herein as 8- to 10-membered partially aromatic fused bicyclic heterocyclyl groups, even though their corresponding tautomeric form (2-hydroxy-1H-benzo[d]imidazolyl) could also be considered as a 8- to 10-membered bicyclic heteroaryl group.

[0052] The term "aryl", used alone or in combination, means phenyl or naphthyl, especially phenyl. The above-mentioned aryl groups are unsubstituted or substituted as explicitly defined.

[0053] Examples of the substituent Ar¹ representing phenyl are especially those which are at least mono-substituted in para position with respect to the point of attachment of the rest of the molecule. In addition, such group Ar¹ representing phenyl may carry one or two further substituents, especially in one or both meta positions with respect to the point of attachment of the rest of the molecule. The respective substituents of such phenyl groups are as explicitly defined.

[0054] The term "heteroaryl", used alone or in combination, means a 5- to 10-membered monocyclic or bicyclic aromatic ring containing one to a maximum of four heteroatoms, each independently selected from oxygen, nitrogen and sulfur. Examples of such heteroaryl groups are 5-membered heteroaryl groups such as furanyl, oxazolyl, isoxazolyl, oxadiazolyl, thiophenyl, thiazolyl, isothiazolyl, thiadiazolyl, pyrrolyl, imidazolyl, pyrazolyl, triazolyl, tetrazolyl; 6-membered heteroaryl groups such as pyridinyl, pyrimidinyl, pyridazinyl, pyrazinyl; and 8- to 10-membered bicyclic heteroaryl groups such as indolyl, isoindolyl, benzofuranyl, isobenzofuranyl, benzothiophenyl, indazolyl, benzimidazolyl, benzoxazolyl, benzisoxazolyl, benzothiazolyl, benzoisothiazolyl, benzotriazolyl, benzoxadiazolyl, benzothiadiazolyl, thienopyridinyl, quinolyl, isoquinolyl, naphthyridinyl, cinnolyl, quinazolyl, quinoxalyl, phthalazyl, pyrrolopyridinyl, pyrazolopyridinyl, pyrazolopyrimidinyl, pyrrolopyrazinyl, imidazopyridinyl, imidazopyridazinyl, and imidazothiazolyl. The above-mentioned heteroaryl groups are unsubstituted or substituted as explicitly defined.

[0055] For the substituent Ar¹ representing a "5- or 6-membered heteroaryl", the term means the above-mentioned 5- or 6-membered groups such as especially pyridinyl, pyrimidinyl, pyrrolyl, pyrazolyl, isoxazolyl, thiazolyl or thiophenyl. Notably, the term refers to 5-membered groups such as especially thiazolyl or thiophenyl; in particular thiophen-2-yl, thiophen-3-yl, thiazol-2-yl, thiazol-4-yl, thiazol-5-yl. Preferred is thiophenyl, especially thiophen-2-yl; or thiazolyl, especially thiazol-2-yl. The above groups are unsubstituted or substituted as explicitly defined.

[0056] For the substituent Ar¹ representing a "8- to 10-membered bicyclic heteroaryl" the term means the above-mentioned 8- to 10-membered heteroaryl groups. Notably, the term refers to 9- or 10-membered heteroaryl groups, such as especially indazolyl, benzoimidazolyl, indolyl, benzotriazolyl, benzooxazolyl, quinoxalyl, isoquinolyl, quinolyl, and, in addition to the before listed: pyrrolopyridinyl, and imidazopyridinyl. The above groups are unsubstituted or substituted as explicitly defined. Particular examples are 1H-indazol-6-yl, 1-methyl-1H-indazol-6-yl, 3-methyl-1H-indazol-6-yl, 3-carboxy-1H-indazol-6-yl, 1H-benzoimidazol-5-yl, 2-methyl-1H-benzoimidazol-5-yl, 2-trifluoromethyl-1H-benzoimidazol-5-yl, 1H-indol-6-yl, 1H-indol-5-yl, 1-methyl-1H-indol-5-yl, 2-carboxy-1H-indol-5-yl, 7-carboxy-1H-indol-4-yl, 7-carboxy-1-methyl-1H-indol-4-yl, 1H-benzotriazol-5-yl, 2-methyl-benzooxazol-5-yl, 2-methyl-benzooxazol-6-yl, quinoxalin-6-yl, isoquinolin-7-yl, and quinolin-6-yl. In addition to the above-listed, further particular examples are 1H-indol-2-yl, 1H-indol-3-yl, 1H-indol-4-yl, 1H-indazol-5-yl, 1H-pyrrolo[2,3-c]pyridin-3-yl, 1H-pyrrolo[2,3-b]pyridin-3-yl, 1H-pyrrolo[2,3-b]pyridin-5-yl, 1-methyl-1H-pyrrolo[2,3-b]pyridin-5-yl, imidazo[1,2-a]pyridin-6-yl, 3-methoxy-1H-indazol-6-yl, 6-methoxy-1H-indazol-5-yl, 5-carboxy-1H-indol-2-yl, 6-carboxy-1H-indol-2-yl, 5-(methoxycarbonyl)-1H-indol-2-yl, 6-(methoxycarbonyl)-1H-indol-2-yl. Preferred examples are 1H-benzoimidazol-5-yl, 1H-indol-6-yl, 1H-indol-5-yl, 1H-indol-2-yl, 1H-indazol-5-yl, 5-carboxy-1H-indol-2-yl, 6-carboxy-1H-indol-2-yl, 5-(methoxycarbonyl)-1H-indol-2-yl, and

6-(methoxycarbonyl)-1H-indol-2-yl.

[0057] For the substituent " $-(CH_2)_p$ -HET", wherein **p** represents the integer 0 or 1, and wherein **HET** represents a 5- or 6-membered heteroaryl", such 5- or 6-membered heteroaryl is as defined before; notably a nitrogen containing 5- or 6-membered heteroaryl such as especially oxazolyl, isoxazolyl, oxadiazolyl, thiazolyl, isothiazolyl, thiadiazolyl, imidazolyl, pyrazolyl, triazolyl, tetrazolyl, pyridinyl, pyrimidinyl, pyridazinyl, or pyrazinyl. The above groups are unsubstituted or substituted as explicitly defined. The group $-(CH_2)_p$ - is preferably absent, i.e. **p** represents the integer 0 and the group HET is directly bound to the rest of the molecule. Particular examples of $-(CH_2)_p$ -HET are the $-(CH_2)_0$ -HET groups 1H-tetrazol-5-yl, 1H-pyrazol-1-yl, 1H-pyrazol-3-yl, 3-methyl-pyrazol-1-yl, 1-methyl-1H-pyrazol-3-yl, 5-methyl-1H-pyrazol-3-yl, 3,5-dimethyl-pyrazol-1-yl, 4-carboxy-1H-pyrazol-3-yl, 1H-imidazol-2-yl, 1H-imidazol-4-yl, 3-methyl-3H-imidazol-4-yl, 2-methyl-1H-imidazol-4-yl, 1,5-dimethyl-1H-imidazol-2-yl, [1,2,4]oxadiazol-5-yl, 5-methyl-[1,2,4]oxadiazol-3-yl, 3-methyl-[1,2,4]oxadiazol-5-yl, 5-methyl-[1,3,4]oxadiazol-2-yl, isothiazol-5-yl, thiazol-2-yl, thiazol-4-yl, 4-methyl-thiazol-2-yl, 2-methyl-thiazol-4-yl, 2-amino-5-methyl-thiazol-4-yl, 4,5-dimethyl-thiazol-2-yl, 4-carboxy-thiazol-2-yl, 2-carboxy-thiazol-4-yl, 2-hydroxy-thiazol-4-yl, 2-amino-2-oxoethylthiazol-4-yl, isoxazol-3-yl, isoxazol-5-yl, 3-amino-isoxazol-5-yl, 3-hydroxy-isoxazol-5-yl, 3-methyl-isoxazol-5-yl, 4-methyl-isoxazol-5-yl, 4-carboxy-3-methyl-isoxazol-5-yl, oxazol-5-yl, 2-amino-oxazol-5-yl, 2-methyl-oxazol-5-yl, 2-(2-carboxyethyl)-oxazol-5-yl, 2-(2-carboxyethyl)-4-methyl-oxazol-5-yl, 5-amino-[1,3,4]thiadiazol-2-yl, 5-methylamino-[1,3,4]thiadiazol-2-yl, 4H-[1,2,4]triazol-3-yl, 1H-[1,2,4]triazol-1-yl, 2-methyl-2H-[1,2,4]triazol-3-yl, pyridin-2-yl, 4-fluoro-pyridin-2-yl, pyrimidin-2-yl, 5-fluoro-pyrimidin-2-yl, 5-methoxy-pyrimidin-2-yl, 4-methoxy-pyrimidin-2-yl, 6-methoxy-pyrimidin-4-yl, 6-dimethylamino-pyrimidin-4-yl, pyrazin-2-yl, 6-methoxy-pyrazin-2-yl, and 6-methoxy-pyridazin-3-yl; as well as the $-(CH_2)_1$ -HET group pyrazol-1-yl-methyl. In addition to the above-listed, further particular examples are the $-(CH_2)_0$ -HET groups 3H-imidazol-4-yl, 3H-[1,2,3]triazol-4-yl, 5-methyl-1H-imidazol-4-yl, 1,2-dimethyl-1H-imidazol-4-yl, 1,5-dimethyl-1H-imidazol-4-yl, 2,5-dimethyl-1H-imidazol-4-yl, 2-cyclopropyl-1H-imidazol-4-yl, 2-cyclopropyl-1-methyl-1H-imidazol-4-yl, oxazol-2-yl, 4,5-dimethyl-oxazol-2-yl, as well as pyridin-2-yl. For avoidance of doubt, certain groups having tautomeric forms which are predominantly aromatic, such as for example 3-hydroxy-isoxazolyl groups, are defined herein as heteroaryl groups, even though their corresponding tautomeric form 3-oxo-2,3-dihydro-2H-isoxazolyl could also be considered as a non-aromatic group.

[0058] The term "cyano" refers to a group -CN.

[0059] The term "oxo" refers to a group =O which is preferably attached to a chain or ring carbon or sulfur atom as for example in a carbonyl group $-(CO)-$, or a sulfonyl group $-(SO_2)-$.

[0060] Examples of " $-(CH_2)_m$ -NR^{N1}R^{N2}" groups as used for substituents of **Ar¹** being phenyl or 5- or 6-membered heteroaryl are amino, methylamino, ethylamino, propylamino, amino-methyl, methylamino-methyl, isobutylamino-methyl, cyclopropylamino-methyl, cyclobutylamino-methyl, (2-methoxyethyl)amino-methyl, -NH-SO₂-methyl, -NH-SO₂-ethyl, or (2,2,2-trifluoro-ethyl)-amino; or pyrrolidin-1-yl, 2-oxo-pyrrolidin-1-yl, 1,1-dioxo-isothiazolidin-2-yl, and morpholin-4-yl. Further examples are -CH₂-NH-SO₂-CH₃; -NH-CO-H, -N(C₂H₅)-CO-H, -NH-CO-C₂H₅, -NH-CO-CH₂-CH₂-OH, -NH-CO-O-CH₃, -N(CH₃)-CO-O-CH₃, azetidin-1-yl, and piperidin-1-yl. Preferred examples of the substituents " $-(CH_2)_m$ -NR^{N1}R^{N2}" wherein **R^{N1}** and **R^{N2}** independently represent hydrogen, (C₁₋₄)alkyl, (C₁₋₄)alkoxy-(C₂₋₄)alkyl, (C₃₋₆)cycloalkyl, (C₂₋₃)fluoroalkyl, -or -SO₂-(C₁₋₄)alkyl" as used for substituents of the group **Ar¹** are those wherein at least one of **R^{N1}** and **R^{N2}** represents hydrogen, such as amino, methylamino, ethylamino, propylamino, amino-methyl, methylamino-methyl, isobutylamino-methyl, cyclopropylamino-methyl, cyclobutylamino-methyl, (2-methoxyethyl)amino-methyl, -NH-SO₂-methyl, -NH-SO₂-ethyl, and (2,2,2-trifluoro-ethyl)-amino. Preferred examples of the substituents " $-(CH_2)_m$ -NR^{N1}R^{N2}" wherein **R^{N1}** represents hydrogen or (C₁₋₄)alkyl, and **R^{N2}** independently represents -CO-H, -CO-(C₁₋₃)alkyl, -CO-(C₁₋₃)alkylene-OH, or -CO-O-(C₁₋₃)alkyl" as used for substituents of the group **Ar¹** are those wherein **R^{N1}** represents hydrogen, methyl, or ethyl; and **R^{N2}** independently represents -CO-H, -CO-CH₃, -CO-C₂H₅, -CO-C₂H₄-OH, or -CO-O-CH₃. Examples of -NR^{N1}R^{N2} rings in the substituents " $-(CH_2)_m$ -NR^{N1}R^{N2}", wherein **R^{N1}** and **R^{N2}** together with the nitrogen to which they are attached form a 4, 5- or 6-membered saturated ring optionally containing one ring oxygen or ring sulfur atom, wherein said ring is unsubstituted, or mono-substituted with oxo on a ring carbon atom, or disubstituted with oxo on a ring sulfur atom" as used for substituents of the group **Ar¹** are pyrrolidin-1-yl, morpholin-4-yl, isothiazolidin-2-yl, azetidin-1-yl, and piperidin-1-yl; wherein said groups are unsubstituted or substituted as explicitly defined. Particular examples of such $-(CH_2)_m$ -NR^{N1}R^{N2} groups are pyrrolidin-1-yl, 2-oxo-pyrrolidin-1-yl, 1,1-dioxo-isothiazolidin-2-yl, and morpholin-4-yl; as well as azetidin-1-yl, and piperidin-1-yl.

[0061] Examples of a group " $-NH-CO-NR^N5R^N6$ " as used for substituents of the group **Ar¹** are ureido (-NH-CO-NH₂) and 3-ethylureido (-NH-CO-NH-C₂H₅).

[0062] Examples of a group " $-CO-NR^N3R^N4$ " as used for substituents of the group **Ar¹** are preferably groups wherein at least one of **R^{N3}** and **R^{N4}** represents hydrogen (or less preferred, methyl). Particular examples of such group -CO-NR^{N3}R^{N4} are -CO-NH₂, -CO-NH(CH₃), -CO-N(CH₃)₂, -CO-NH(C₂H₅), -CO-NH-O-methyl, -CO-NH-O-ethyl, -CO-NH-O-isopropyl, -CO-NH-C₂H₄-OH, -CO-NH-O-C₂H₄-OH, -CO-NH-C₂H₄-OCH₃, -CO-NH-C₂H₄-N(CH₃)₂, and -CO-NH-O-benzyl. Further examples are -CO-NH-isopropyl and -CO-NH-OH, as well as -CO-N(CH₃)₂.

[0063] Examples of a group " $-X^1-CO-R^{01}$ " as used for substituents of the group **Ar¹** are especially the following groups:

- a) **X¹** represents a direct bond; and **R⁰¹** represents -OH; (i.e. -**X¹**-CO-**R⁰¹** represents -COOH); or
- b) **X¹** represents a direct bond; and **R⁰¹** represents -O-(C₁₋₄)alkyl (especially ethoxy, or methoxy); (i.e. -**X¹**-CO-**R⁰¹** represents -CO-(C₁₋₄)alkoxy (especially ethoxycarbonyl, methoxycarbonyl)); or
- c) **X¹** represents a direct bond; and **R⁰¹** represents -NH-SO₂-**R^{S3}**; wherein **R^{S3}** represents (C₁₋₄)alkyl; (C₃₋₆)cycloalkyl wherein the (C₃₋₆)cycloalkyl optionally contains a ring oxygen atom; (C₃₋₆)cycloalkyl-(C₁₋₃)alkylene wherein the (C₃₋₆)cycloalkyl optionally contains a ring oxygen atom; (C₁₋₃)fluoroalkyl; phenyl; or -NH₂; (i.e. -**X¹**-CO-**R⁰¹** represents -CO-NH-SO₂-**R^{S3}** wherein **R^{S3}** represents the above mentioned groups; notably methyl, ethyl, isopropyl, cyclopropyl, trifluoromethyl, phenyl, amino; especially -**X¹**-CO-**R⁰¹** represents -CO-NH-SO₂-CH₃, -CO-NH-SO₂-C(CH₃)₂, -CO-NH-SO₂-cyclopropyl, -CO-NH-SO₂-phenyl, -CO-NH-SO₂-ethyl, or -CO-NH-SO₂-NH₂); or
- d) **X¹** represents (C₁₋₃)alkylene (especially -CH₂-, -CH₂-CH₂-), -O-(C₁₋₃)alkylene-* (especially -O-CH₂-, -O-CH(CH₃)-*, -O-CH₂-CH₂-*), -NH-(C₁₋₃)alkylene-* (especially -NH-CH₂-, -NH-CH(CH₃)-*), -S-CH₂-, -CF₂-, -CH=CH-, or -C≡C- [in a sub-embodiment **X¹** represents especially -O-CH₂-, -NH-CH₂-, -S-CH₂-, or (C₁₋₃)alkylene]; wherein the asterisks indicate the bond that is linked to the -CO-**R⁰¹** group; and **R⁰¹** represents -OH (i.e. -**X¹**-CO-**R⁰¹** represents -**X¹**-COOH wherein **X¹** represents the above mentioned groups; especially -**X¹**-CO-**R⁰¹** represents -O-CH₂-COOH or -NH-CH₂-COOH; as well as -CH₂-COOH, -CH₂-CH₂-COOH, -CF₂-COOH, -CH=CH-COOH, -C≡C-COOH, -O-CH₂-CH₂-COOH, -O-CH(CH₃)-COOH, or -NH-CH(CH₃)-COOH); or
- e) **X¹** represents -NH-CO-* or -CO-; wherein the asterisk indicates the bond that is linked to the -CO-**R⁰¹** group; and **R⁰¹** represents -OH (i.e. -**X¹**-CO-**R⁰¹** represents -**X¹**-COOH wherein **X¹** represents the above mentioned groups; especially -**X¹**-CO-**R⁰¹** represents -NH-CO-COOH, -CO-COOH); or
- f) **X¹** represents (C₃₋₅)cycloalkylene; and **R⁰¹** represents -OH; (i.e. -**X¹**-CO-**R⁰¹** represents (C₃₋₆)cycloalkyl which is mono-substituted with COOH; especially -**X¹**-CO-**R⁰¹** represents 1-carboxy-cyclopropan-1-yl or 1-carboxy-cyclopentan-1-yl); or
- g) **X¹** represents a direct bond; and **R⁰¹** represents -O-CH₂-CO-**R⁰⁴**, wherein **R⁰⁴** represents hydroxy, or (C₁₋₄)alkoxy, or -N[(C₁₋₄)alkyl]₂; especially -**X¹**-CO-**R⁰¹** represents -CO-O-CH₂-COOH; or

wherein each of the groups a), b), c), d), e), f), and g) forms a particular sub-embodiment.

[0064] Compounds of Formula (I) containing a group "-**X¹**-CO-**R⁰¹**" wherein **X¹** represents -CH=CH- may be in E- or Z-configuration. Preferably, such groups are in E-configuration.

[0065] Whenever a group **Ar¹** is substituted with a substituent comprising a carboxylic acid group -COOH (such as in the substituents -(C₀₋₃)alkylene-COOR⁰² wherein **R⁰²** represents hydrogen; -(C₀₋₃)alkylene-COOR⁰³ wherein **R⁰³** represents hydrogen; or in the substituents -**X¹**-CO-**R⁰¹** wherein **R⁰¹** represents -OH, especially in the -**X¹**-CO-**R⁰¹** groups a), d), e) and f) above) such carboxylic acid group may be present in form of a prodrug group. In certain instances, compounds comprising such carboxylic acid prodrug groups may as such exhibit biological activity on the EP2 and/or EP4 receptor, whereas in other instances, such compounds comprising such carboxylic acid prodrug groups require (e.g. enzymatic) cleavage of the prodrug to exhibit biological activity on the EP2 and/or EP4 receptor. Prodrugs of the carboxylic acid functional group are well known in the art (see for example J. Rautio (Ed.) Prodrugs and Targeted Delivery: Towards Better ADME Properties, Volume 47, Wiley 2010, ISBN: 978-3-527-32603-7; H. Maag in Stella, V., Borchardt, R., Hageman, M., Oliyai, R., Maag, H., Tilley, J. (Eds.) Prodrugs: Challenges and Rewards, Springer 2007, ISBN 978-0-387-49785-3).

[0066] Particular examples of prodrugs, for example suitable for -**X¹**-COOH groups are:

- ester groups -**X¹**-CO-O-**P¹** wherein **P¹** is for example (C₁₋₄)alkyl; (C₃₋₆)cycloalkyl wherein the (C₃₋₆)cycloalkyl optionally contains a ring oxygen atom; (C₃₋₆)cycloalkyl-(C₁₋₃)alkyl wherein the (C₃₋₆)cycloalkyl optionally contains a ring oxygen atom; (C₁₋₃)fluoroalkyl; hydroxy-(C₂₋₄)alkyl; or (C₁₋₄)alkoxy-(C₂₋₄)alkyl (especially **P¹** is (C₁₋₄)alkyl, in particular methyl or ethyl);
- groups -**X¹**-CO-NH-SO₂-**R^{S3}** wherein **R^{S3}** represents (C₁₋₄)alkyl, (C₃₋₆)cycloalkyl wherein the (C₃₋₆)cycloalkyl optionally contains a ring oxygen atom; (C₃₋₆)cycloalkyl-(C₁₋₃)alkyl wherein the (C₃₋₆)cycloalkyl optionally contains a ring oxygen atom; (C₁₋₃)fluoroalkyl, phenyl, -NH₂; (especially **R^{S3}** is (C₁₋₄)alkyl, (C₃₋₆)cycloalkyl, or phenyl; in particular methyl);
- groups -**X¹**-CO-**R⁰¹** wherein **R⁰¹** represents -O-CH₂-CO-**R⁰⁴**, wherein **R⁰⁴** represents hydroxy, or (C₁₋₄)alkoxy, or -N[(C₁₋₄)alkyl]₂ (especially -CO-O-CH₂-COOH, -CO-O-CH₂-CO-N(CH₃)₂);
- groups -**X¹**-CO-**R⁰¹** wherein **R⁰¹** represents -O-CH₂-O-CO-**R⁰⁵**, wherein **R⁰⁵** represents (C₁₋₄)alkyl or (C₁₋₄)alkoxy (especially -CO-O-CH₂-O-CO-O-ethyl, -CO-O-CH₂-O-CO-propyl);
- groups -**X¹**-CO-**R⁰¹** wherein **R⁰¹** represents -O-CH₂-CH₂-N[(C₁₋₄)alkyl]₂ (especially -CO-O-CH₂-CH₂-N(CH₃)₂); and
- groups -**X¹**-CO-**R⁰¹** wherein **R⁰¹** represents 5-methyl-2-oxo-[1,3]dioxol-4-yl)-methoxy-.

[0067] Examples of "hydroxy-(C₁₋₄)alkyl" groups as used for substituents of the group **Ar¹** are hydroxymethyl and 1-hydroxy-ethyl.

[0068] An example of "dihydroxy-(C₂₋₄)alkyl" groups as used for substituents of the group **Ar**¹ is 1,2-dihydroxyethyl.
 [0069] An example of "hydroxy-(C₂₋₄)alkoxy" groups as used for substituents of the group **Ar**¹ is 2-hydroxy-ethoxy.
 [0070] An example of "(C₁₋₄)alkoxy-(C₂₋₄)alkoxy" groups as used for substituents of the group **Ar**¹ is 2-methoxy-ethoxy.
 [0071] Examples of a group "-SO₂-**R**^{S1}" as used for substituents of the group **Ar**¹ are -SO₂-CH₃, -SO₂-NH₂, -SO₂-OH,

-SO₂-NH-CH₃.

[0072] Examples of a group "S-**R**^{S2}" as used for substituents of the group **Ar**¹ are methylsulfanyl, ethylsulfanyl, n-propylsulfanyl, isopropylsulfanyl, isobutylsulfanyl, cyclobutylsulfanyl, and (2-fluoro-vinyl)-sulfanyl.

[0073] An example of a "(C₁₋₄)alkoxy-(C₂₋₄)alkyl" group is 2-methoxyethyl.

[0074] An example of a "hydroxy-(C₂₋₄)alkoxy" group is 2-hydroxy-ethoxy.

[0075] An example of a "hydroxy-(C₂₋₄)alkyl" group is 2-hydroxy-ethyl.

[0076] An example of a "-CO-(C₁₋₄)alkoxy" group as used for substituents of the group **Ar**¹ is ethoxycarbonyl. Such groups may also be useful as produgs of the respective -COOH substituent.

[0077] Whenever the word "between" is used to describe a numerical range, it is to be understood that the end points of the indicated range are explicitly included in the range. For example: if a temperature range is described to be between 40 °C and 80 °C, this means that the end points 40 °C and 80 °C are included in the range; or if a variable is defined as being an integer between 1 and 4, this means that the variable is the integer 1, 2, 3, or 4.

[0078] Unless used regarding temperatures, the term "about" placed before a numerical value "X" refers in the current application to an interval extending from X minus 10% of X to X plus 10% of X, and preferably to an interval extending from X minus 5% of X to X plus 5% of X. In the particular case of temperatures, the term "about" placed before a temperature "Y" refers in the current application to an interval extending from the temperature Y minus 10°C to Y plus 10°C, and preferably to an interval extending from Y minus 5°C to Y plus 5°C. Besides, the term "room temperature" as used herein refers to a temperature of about 25°C.

[0079] Further embodiments of the invention are presented hereinafter:

2) A second embodiment relates to compounds according to embodiment 1), wherein **R**³ represents hydrogen.

3) Another embodiment relates to compounds according to embodiment 1), wherein **R**³ represents methyl or trifluoromethyl.

4) Another embodiment relates to compounds according to any one of embodiments 1) to 3), wherein **R**^{4a} and **R**^{4b} both represent hydrogen.

5) Another embodiment relates to compounds according to any one of embodiments 1) to 4), wherein **R**^{5a} and **R**^{5b} both represent hydrogen. Particular compounds of formula (I) are compounds wherein **R**^{4a} and **R**^{4b} both represent hydrogen; and **R**^{5a} and **R**^{5b} both represent hydrogen.

6) Another embodiment relates to compounds according to any one of embodiments 1) to 5), wherein **Ar**¹ represents

- phenyl, or 5- or 6-membered heteroaryl (notably 5-membered heteroaryl, especially thiophenyl or thiazolyl); wherein said phenyl or 5- or 6-membered heteroaryl independently is mono-, di- or tri-substituted; wherein one of said substituents is selected from

- (C₁₋₄)alkoxy (especially methoxy);
- (C₁₋₃)fluoroalkyl, wherein said (C₁₋₃)fluoroalkyl is optionally substituted with hydroxy (especially 2,2,2-trifluoro-1-hydroxy-ethyl);
- (C₃₋₆)cycloalkyl, wherein said (C₃₋₆)cycloalkyl is optionally mono-substituted with amino (especially 1-amino-cyclopropyl);
- (C₃₋₆)cycloalkyl, wherein said (C₃₋₆)cycloalkyl is optionally mono-substituted with -COOH (especially 1-carboxy-cyclopropyl, 1-carboxy-cyclopentyl); hydroxy;
- X**¹-CO-**R**^{O1}, wherein

- X**¹ represents a direct bond, -O-CH₂*, -NH-CH₂*, -S-CH₂*, or (C₁₋₃)alkylene; wherein the asterisks indicate the bond that is linked to the -CO-**R**^{O1} group; and

- R**^{O1} represents -OH, -O-(C₁₋₄)alkyl (especially ethoxy), or -NH-SO₂-**R**^{S3} wherein **R**^{S3} represents (C₁₋₄)alkyl, (C₃₋₆)cycloalkyl wherein the (C₃₋₆)cycloalkyl optionally contains a ring oxygen atom; (C₃₋₆)cycloalkyl-(C₁₋₃)alkyl wherein the (C₃₋₆)cycloalkyl optionally contains a ring oxygen atom; (C₁₋₃)fluoroalkyl, phenyl, or-NH₂;

[wherein in a sub-embodiment such group $-X^1-CO-R^{O1}$ represents especially $-COOH$, $-CO-(C_{1-4})alkoxy$, $-O-CH_2-COOH$, $-NH-CH_2-COOH$, $-CO-NH-SO_2-(C_{1-4})alkyl$, $-CO-NH-SO_2-(C_{3-6})cycloalkyl$, or $-CO-NH-SO_2-phenyl$; in particular, such group $-X^1-CO-R^{O1}$ represents $-COOH$, $-CO-O-C_2H_5$, $-O-CH_2-COOH$, $-NH-CH_2-COOH$, $-CO-NH-SO_2-CH_3$, $-CO-NH-SO_2-C(CH_3)_2$, $-CO-NH-SO_2-cyclopropyl$, or $-CO-NH-SO_2-phenyl$];

- $-CO-CH_2-CN$;
- hydroxy- $(C_{1-4})alkyl$ (especially hydroxymethyl);
- $-(CH_2)_m-NR^{N1}R^{N2}$, wherein m represents the integer 0 or 1 (especially 1); and wherein R^{N1} and R^{N2} independently represent hydrogen, $(C_{1-4})alkyl$, $(C_{1-4})alkoxy-(C_{2-4})alkyl$, or $(C_{3-6})cycloalkyl$; or R^{N1} and R^{N2} together with the nitrogen to which they are attached form a 5- or 6-membered saturated ring optionally containing one ring oxygen or ring sulfur atom, wherein said ring is unsubstituted, or mono-substituted with oxo on a ring carbon atom, or disubstituted with oxo on a ring sulfur atom; (especially such group $-(CH_2)_m-NR^{N1}R^{N2}$ represents amino, amino-methyl, methylamino-methyl, isobutylamino-methyl, cyclopropylamino-methyl, cyclobutylamino-methyl, (2-methoxyethyl)amino-methyl, 2-oxopyrrolidin-1-yl, 1,1-dioxo-isothiazolidin-2-yl, or morpholin-4-yl);
- $-CO-NR^{N3}R^{N4}$ wherein R^{N3} and R^{N4} independently represent hydrogen, $(C_{1-4})alkyl$, hydroxy- $(C_{2-4})alkyl$, $(C_{1-3})alkoxy-(C_{2-4})alkyl$, dimethylamino- $(C_{2-4})alkyl$, $(C_{1-4})alkoxy$, hydroxy- $(C_{2-4})alkoxy$, or benzyloxy (wherein preferably at least one of R^{N3} and R^{N4} represents hydrogen; and wherein particular examples of such group $-CO-NR^{N3}R^{N4}$ are $-CO-NH_2$, $-CO-NH(CH_3)$, $-CO-NH(C_2H_5)$, $-CO-NH-O-methyl$, $-CO-NH-O-ethyl$, $-CO-NH-O-isopropyl$, $-CO-NH-C_2H_4-OH$, $-CO-NH-C_2H_4-OCH_3$, $-CO-NH-O-C_2H_4-OH$, $-CO-NH-C_2H_4-N(CH_3)_2$, $-CO-NH-O-benzyl$);
- $-NH-CO-NR^{N5}R^{N6}$ wherein R^{N5} and R^{N6} independently represent hydrogen or $(C_{1-4})alkyl$; (especially such group is $-NH-CO-NH_2$, $-NH-CO-NH-C_2H_5$)
- $-SO_2-R^{S1}$ wherein R^{S1} represents hydroxy, $(C_{1-4})alkyl$ (especially methyl), or $-NR^{N7}R^{N8}$ wherein R^{N7} and R^{N8} independently represent hydrogen or $(C_{1-3})alkyl$; (especially such group is $-SO_2-CH_3$, $-SO_2-NH_2$, $-SO_2-OH$, $-SO_2-NH-CH_3$)
- 5-oxo-4,5-dihydro-[1,2,4]oxadiazol-3-yl, or
- $-(CH_2)_p-HET$, wherein p represents the integer 0 or 1 (especially 0); and wherein HET represents a 5- or 6-membered heteroaryl, wherein said 5- or 6-membered heteroaryl is unsubstituted, or mono- or di-substituted, wherein the substituents are independently selected from $(C_{1-4})alkyl$ (especially methyl), $(C_{1-4})alkoxy$ (especially methoxy), $-COOH$, hydroxy, fluoro, 2-amino-2-oxo-ethyl, 2-carboxy-ethyl, or $-NR^{N9}R^{N10}$ wherein R^{N9} and R^{N10} independently represent hydrogen or $(C_{1-3})alkyl$ (especially amino, dimethylamino); and the remaining one or two of said substituents (if present) is/are independently selected from
 - $(C_{1-6})alkyl$ (especially methyl, ethyl, propyl, isobutyl, 1-methyl-propan-1-yl, tert.-butyl, 3-methyl-butyl);
 - $(C_{1-4})alkoxy$ (especially methoxy, ethoxy, propoxy, isopropoxy, butoxy, isobutoxy);
 - $(C_{1-3})fluoroalkyl$ (especially trifluoromethyl);
 - $(C_{1-3})fluoroalkoxy$ (especially difluoromethoxy, trifluoromethoxy, 2,2,2-trifluoroethoxy);
 - halogen (especially fluoro or chloro);
 - $(C_{3-6})cycloalkyl$ (especially cyclopropyl);
 - $(C_{3-6})cycloalkyl-oxy$ (especially cyclobutyl-oxy, cyclopentyl-oxy);
 - hydroxy;
 - nitro;
- $-(CH_2)_m-NR^{N1}R^{N2}$, wherein m represents the integer 0 or 1 (especially 0); and wherein R^{N1} and R^{N2} independently represent hydrogen, $(C_{1-4})alkyl$, $(C_{1-4})alkoxy-(C_{2-4})alkyl$, $(C_{3-6})cycloalkyl$, $(C_{2-3})fluoroalkyl$ (especially 2,2,2-trifluoro-ethyl), or $-SO_2-(C_{1-4})alkyl$; or R^{N1} and R^{N2} together with the nitrogen to which they are attached form a 5- or 6-membered saturated ring optionally containing one ring oxygen or ring sulfur atom, wherein said ring is unsubstituted, or mono-substituted with oxo on a ring carbon atom, or disubstituted with oxo on a ring sulfur atom (especially such group $-(CH_2)_m-NR^{N1}R^{N2}$ represents amino, methylamino, ethylamino, propylamino, $-NH-SO_2-methyl$, $-NH-SO_2-ethyl$, or (2,2,2-trifluoro-ethyl)-amino; or pyrrolidin-1-yl);
- $-S-R^{S2}$ wherein R^{S2} represents $(C_{1-4})alkyl$ (especially methyl, ethyl, n-propyl, isopropyl, isobutyl), $(C_{3-6})cycloalkyl$ (especially cyclobutyl), or 2-fluoro-vinyl; or
- phenyl-oxy, wherein the phenyl is optionally mono-substituted with halogen (especially 4-fluorophenoxy);
- or Ar^1 represents 8- to 10-membered bicyclic heteroaryl (especially indazolyl, benzoimidazolyl, indolyl, benzotriazolyl, benzoxazolyl, quinoxalyl, isoquinolyl, quinolyl; or pyrrolopyridinyl, or imidazopyridinyl); wherein said 8- to 10-membered bicyclic heteroaryl independently is unsubstituted, mono-, di- or tri-substituted, wherein the substituents are independently selected from $(C_{1-4})alkyl$ (especially methyl); $(C_{1-4})alkoxy$ (especially meth-

oxy); (C₁₋₃)fluoroalkyl (especially trifluoromethyl); halogen; or-COOH;

- or **Ar¹** represents 8- to 10-membered partially aromatic fused bicyclic heterocyclyl comprising one to four heteroatoms independently selected from nitrogen, oxygen and sulfur (especially 2,3-dihydro-benzofuranyl, 2,3-dihydro-1H-indolyl, 2,3-dihydro-benzo[1,4]dioxinyl, 2,3-dihydro-1H-indazolyl, 2,3-dihydro-1H-benzo[d]imidazolyl, 2,3-dihydrobenzo[d]isoxazolyl, 2,3-dihydro-isoindolyl; or 2,3-dihydro-benzooxazol-6-yl, or 2,3-dihydro-benzooxazol-5-yl, or 1,2,3,4-tetrahydro-quinazolin-6-yl, or 1,2,3,4-tetrahydro-quinazolin-7-yl, or 1,2,3,4-tetrahydro-isoquinolin-6-yl, or 1,2,3,4-tetrahydro-phthalazin-6-yl); wherein said 8- to 10-membered heterocyclyl is linked to the rest of the molecule at the aromatic ring moiety; wherein said 8- to 10-membered heterocyclyl independently is unsubstituted, mono-, or di-substituted, wherein the substituents are independently selected from oxo and (C₁₋₆)alkyl (especially methyl, ethyl, propyl, butyl, isobutyl).

7) Another embodiment relates to compounds according to any one of embodiments 1) to 5), wherein **Ar¹** represents

- phenyl, or 5- or 6-membered heteroaryl (notably 5-membered heteroaryl, especially thiophenyl or thiazolyl); wherein said phenyl or 5- or 6-membered heteroaryl independently is mono-, di- or tri-substituted; wherein one of said substituents is selected from

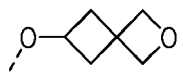
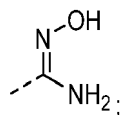
- (C₁₋₄)alkoxy (especially methoxy);
- (C₁₋₃)fluoroalkyl, wherein said (C₁₋₃)fluoroalkyl is unsubstituted or mono-substituted with hydroxy (especially 2,2,2-trifluoro-1-hydroxy-ethyl);
- (C₃₋₆)cycloalkyl, wherein said (C₃₋₆)cycloalkyl is unsubstituted or mono-substituted with amino (especially 1-amino-cyclopropyl);
- (C₄₋₆)cycloalkyl containing a ring oxygen atom, wherein said (C₄₋₆)cycloalkyl containing a ring oxygen atom is unsubstituted or mono-substituted with fluoro, hydroxy, or methoxy (especially 3-fluoro-oxetan-3-yl, 3-hydroxy-oxetan-3-yl, 3-methoxy-oxetan-3-yl);
- hydroxy;
- -B(OH)₂;
- 2,2,2-trifluoro-1,1-dihydroxy-ethyl;
- -X¹-CO-R⁰¹, wherein

- X¹ represents a direct bond, (C₁₋₃)alkylene (especially -CH₂-, -CH₂-CH₂-), -O-(C₁₋₃)alkylene-* (especially -O-CH₂-, -O-CH(CH₃)-*, -O-CH₂-CH₂-*), -NH-(C₁₋₃)alkylene-* (especially -NH-CH₂-, -NH-CH(CH₃)-*), -S-CH₂-, -CF₂-, -CH=CH-, -C≡C-, -NH-CO-, -CO-, or (C₃₋₅)cycloalkylene; wherein the asterisks indicate the bond that is linked to the -CO-R⁰¹ group; and
- R⁰¹ represents

- -OH;
- -O-(C₁₋₄)alkyl (especially ethoxy, methoxy);
- -NH-SO₂-R^{S3} wherein R^{S3} represents (C₁₋₄)alkyl, (C₃₋₆)cycloalkyl wherein the (C₃₋₆)cycloalkyl optionally contains a ring oxygen atom, (C₃₋₆)cycloalkyl-(C₁₋₃)alkylene wherein the (C₃₋₆)cycloalkyl optionally contains a ring oxygen atom, (C₁₋₃)fluoroalkyl, phenyl, or -NH₂;
- -O-phenyl;
- -O-CH₂-CO-R⁰⁴, wherein R⁰⁴ represents hydroxy, or (C₁₋₄)alkoxy, or -N[(C₁₋₄)alkyl]₂;
- -O-CH₂-O-CO-R⁰⁵, wherein R⁰⁵ represents (C₁₋₄)alkyl or (C₁₋₄)alkoxy; or
- -O-CH₂-CH₂-N[(C₁₋₄)alkyl]₂ (especially -O-CH₂-CH₂-N(CH₃)₂);
- (5-methyl-2-oxo-[1,3]dioxol-4-yl)-methoxy;

[wherein in particular, such group -X¹-CO-R⁰¹ represents -COOH, -CO-O-C₂H₅, -O-CH₂-COOH, -NH-CH₂-COOH, -CO-NH-SO₂-CH₃, -CO-NH-SO₂-C(CH₃)₂, -CO-NH-SO₂-cyclopropyl, -CO-NH-SO₂-phenyl, -CO-O-CH₃, -CO-NH-SO₂-ethyl, -CO-NH-SO₂-NH₂, -CO-O-CH₂-COOH, -CO-O-CH₂-CH₂-N(CH₃)₂, -CO-O-CH₂-CO-N(CH₃)₂, -CO-O-CH₂-O-CO-O-ethyl, -CO-O-CH₂-O-CO-propyl, (5-methyl-2-oxo-[1,3]dioxol-4-yl)-methyl-O-CO-, -CH₂-COOH, -CH₂-CO-O-ethyl, -CH₂-CH₂-COOH, -CF₂-COOH, -CH=CH-COOH, -NH-CO-COOH, -CO-COOH, -O-CH₂-CH₂-COOH, -O-CH(CH₃)-COOH, -NH-CH(CH₃)-COOH, -NH-CH₂-CO-O-CH₃, -COO-phenyl, 1-carboxy-cyclopropan-1-yl, 1-carboxy-cyclopentan-1-yl];

- -CO-CH₂-CN;
- -CO-CH₂-OH;
- -CO-H;



- 2-hydroxy-3,4-dioxo-cyclobut-1-enyl;
- hydroxy-(C₁₋₄)alkyl (especially hydroxymethyl, 1-hydroxy-ethyl);
- dihydroxy-(C₂₋₄)alkyl (especially 1,2-dihydroxyethyl);
- hydroxy-(C₂₋₄)alkoxy (especially 2-hydroxy-ethoxy);
- (C₁₋₄)alkoxy-(C₂₋₄)alkoxy (especially 2-methoxy-ethoxy);
- -(CH₂)_m-NR^{N1}R^{N2}, wherein **m** represents the integer 0 or 1; and wherein

- R^{N1} and R^{N2} independently represent hydrogen, (C₁₋₄)alkyl, (C₁₋₄)alkoxy-(C₂₋₄)alkyl, (C₃₋₆)cycloalkyl, (C₂₋₃)fluoroalkyl, -or -SO₂-(C₁₋₄)alkyl (wherein preferably at least one of R^{N1} and R^{N2} represents hydrogen);

- or R^{N1} independently represents hydrogen or (C₁₋₄)alkyl, and R^{N2} independently represents -CO-H, -CO-(C₁₋₃)alkyl, -CO-(C₁₋₃)alkylene-OH, or -CO-O-(C₁₋₃)alkyl;

- or R^{N1} and R^{N2} together with the nitrogen to which they are attached form a 4-, 5- or 6-membered saturated ring optionally containing one ring oxygen or ring sulfur atom, wherein said ring is unsubstituted, or mono-substituted with oxo on a ring carbon atom, or disubstituted with oxo on a ring sulfur atom;

(especially such group -(CH₂)_m-NR^{N1}R^{N2} represents amino, methylamino, ethylamino, propylamino, aminomethyl, methylamino-methyl, isobutylamino-methyl, cyclopropylamino-methyl, cyclobutylamino-methyl, (2-methoxyethyl)amino-methyl, -NH-SO₂-methyl, -NH-SO₂-ethyl, or (2,2,2-trifluoro-ethyl)-amino; or -CH₂-NH-SO₂-CH₃; or -NH-CO-H, -N(C₂H₅)-CO-H, -NH-CO-C₂H₅, -NH-CO-CH₂-CH₂-OH, -NH-CO-O-CH₃, -N(CH₃)-CO-O-CH₃; or pyrrolidin-1-yl, 2-oxo-pyrrolidin-1-yl, 1,1-dioxo-isothiazolidin-2-yl, morpholin-4-yl, azetidin-1-yl, or piperidin-1-yl);

- -CO-NR^{N3}R^{N4} wherein R^{N3} and R^{N4} independently represent hydrogen, (C₁₋₄)alkyl, hydroxy-(C₂₋₄)alkyl, (C₁₋₃)alkoxy-(C₂₋₄)alkyl, dimethylamino-(C₂₋₄)alkyl, (C₁₋₄)alkoxy, hydroxy-(C₂₋₄)alkoxy, benzyloxy, or hydroxy (wherein preferably at least one of R^{N3} and R^{N4} represents hydrogen; and wherein particular examples of such group -CO-NR^{N3}R^{N4} are -CO-NH₂, -CO-NH(CH₃), -CO-NH(C₂H₅), -CO-NH-O-methyl, -CO-NH-O-ethyl, -CO-NH-O-isopropyl, -CO-NH-C₂H₄-OH, -CO-NH-C₂H₄-OCH₃, -CO-NH-O-C₂H₄-OH, -CO-NH-C₂H₄-N(CH₃)₂, -CO-NH-O-benzyl, or -CO-N(CH₃)₂, -CO-NH-isopropyl, or -CO-NH-OH);
- -NH-CO-NR^{N5}R^{N6} wherein R^{N5} and R^{N6} independently represent hydrogen or (C₁₋₄)alkyl; (especially such group is -NH-CO-NH₂, -NH-CO-NH-C₂H₅)
- -SO₂-R^{S1} wherein R^{S1} represents hydroxy, (C₁₋₄)alkyl (especially methyl), or -NR^{N7}R^{N8} wherein R^{N7} and R^{N8} independently represent hydrogen or (C₁₋₃)alkyl; (especially such group is -SO₂-CH₃, -SO₂-NH₂, -SO₂-OH, -SO₂-NH-CH₃)
- 5-oxo-4,5-dihydro-[1,2,4]oxadiazol-3-yl (encompassing its tautomeric form 5-hydroxy-[1,2,4]oxadiazol-3-yl), or 3-oxo-2,3-dihydro-[1,2,4]oxadiazol-5-yl (encompassing its tautomeric form 3-hydroxy-[1,2,4]oxadiazol-5-yl);
- benzooxazol-2-yl; or

• -(CH₂)_p-HET, wherein **p** represents the integer 0 or 1 (especially 0); and wherein **HET** represents a 5- or 6-membered heteroaryl, wherein said 5- or 6-membered heteroaryl is unsubstituted, or mono- or disubstituted, wherein the substituents are independently selected from (C₁₋₄)alkyl (especially methyl), (C₁₋₄)alkoxy (especially methoxy), -COOH, hydroxy, fluoro, 2-amino-2-oxo-ethyl, 2-carboxy-ethyl, (C₃₋₅)cycloalkyl (especially cyclopropyl), or -NR^{N9}R^{N10} wherein R^{N9} and R^{N10} independently represent hydrogen or (C₁₋₃)alkyl (especially amino, dimethylamino); (especially such group -(CH₂)_p-HET is 1H-tetrazol-5-yl, 1H-pyrazol-1-yl, 1H-pyrazol-3-yl, 3-methyl-pyrazol-1-yl, 1-methyl-1H-pyrazol-3-yl, 5-methyl-1H-pyrazol-3-yl, 3,5-dimethyl-pyrazol-1-yl, 4-carboxy-1H-pyrazol-3-yl, 1H-imidazol-2-yl, 1H-imidazol-4-yl, 3-methyl-3H-imidazol-4-yl, 2-methyl-1H-imidazol-4-yl, 1,5-dimethyl-1H-imidazol-2-yl, [1,2,4]oxadiazol-5-yl, 5-methyl-[1,2,4]oxadiazol-3-yl, 3-methyl-[1,2,4]oxadiazol-5-yl, 5-methyl-[1,3,4]oxadiazol-2-yl, isothiazol-5-yl, thiazol-2-yl, thiazol-4-yl, 4-methyl-thiazol-2-yl, 2-methyl-thiazol-4-yl, 2-amino-5-methyl-thiazol-4-yl, 4,5-dimethyl-thiazol-2-yl, 4-carboxy-thiazol-2-yl, 2-carboxy-thiazol-4-yl, 2-hydroxy-thiazol-4-yl, 2-amino-2-oxoethyl)thiazol-4-yl, isoxazol-3-yl, isoxazol-

5-yl, 3-amino-isoxazol-5-yl, 3-hydroxy-isoxazol-5-yl, 3-methyl-isoxazol-5-yl, 4-methyl-isoxazol-5-yl, 4-carboxy-3-methyl-isoxazol-5-yl, oxazol-5-yl, 2-amino-oxazol-5-yl, 2-methyl-oxazol-5-yl, 2-(2-carboxyethyl)-oxazol-5-yl, 2-(2-carboxyethyl)-4-methyl-oxazol-5-yl, 5-amino-[1,3,4]thiadiazol-2-yl, 5-methylamino-[1,3,4]thiadiazol-2-yl, 4H-[1,2,4]triazol-3-yl, 1H-[1,2,4]triazol-1-yl, 2-methyl-2H-[1,2,4]triazol-3-yl, pyridin-2-yl, 4-fluoro-pyridin-2-yl, pyrimidin-2-yl, 5-fluoro-pyrimidin-2-yl, 5-methoxy-pyrimidin-2-yl, 4-methoxy-pyrimidin-2-yl, 6-methoxy-pyrimidin-4-yl, 6-dimethylamino-pyrimidin-4-yl, pyrazin-2-yl, 6-methoxy-pyrazin-2-yl, 6-methoxy-pyridazin-3-yl, pyrazol-1-yl-methyl, 1H-imidazol-4-yl, 3H-[1,2,3]triazol-4-yl, 5-methyl-1H-imidazol-4-yl, 1,2-dimethyl-1H-imidazol-4-yl, 1,5-dimethyl-1H-imidazol-4-yl, 2,5-dimethyl-1H-imidazol-4-yl, 2-cyclopropyl-1H-imidazol-4-yl, 2-cyclopropyl-1-methyl-1H-imidazol-4-yl, oxazol-2-yl, 4,5-dimethyl-oxazol-2-yl, or pyridin-2-yl);

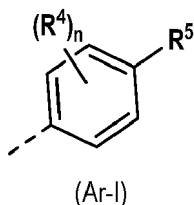
and the remaining one or two of said substituents (if present) is/are independently selected from

- (C₁₋₆)alkyl (especially methyl, ethyl, n-propyl, isopropyl, n-butyl, isobutyl, 1-methyl-propan-1-yl, tert.-butyl, 3-methyl-butyl);
 - (C₁₋₄)alkoxy (especially methoxy, ethoxy, n-propoxy, isopropoxy, n-butoxy, isobutoxy);
 - (C₁₋₃)fluoroalkyl (especially trifluoromethyl);
 - (C₁₋₃)fluoroalkoxy (especially difluoromethoxy, trifluoromethoxy, 2,2,2-trifluoroethoxy);
 - halogen (especially fluoro or chloro);
 - (C₃₋₆)cycloalkyl (especially cyclopropyl);
 - (C₃₋₆)cycloalkyl-oxy (especially cyclobutyl-oxy, cyclopentyl-oxy);
 - hydroxy;
 - nitro;
 - -(CH₂)_m-NR^{N1}R^{N2}, wherein **m** represents the integer 0 or 1 (especially 0); and wherein **R^{N1}** and **R^{N2}** independently represent hydrogen, (C₁₋₄)alkyl, (C₁₋₄)alkoxy-(C₂₋₄)alkyl, (C₃₋₆)cycloalkyl, (C₂₋₃)fluoroalkyl (especially 2,2,2-trifluoro-ethyl), -or -SO₂-(C₁₋₄)alkyl; or **R^{N1}** and **R^{N2}** together with the nitrogen to which they are attached form a 5- or 6-membered saturated ring optionally containing one ring oxygen or ring sulfur atom, wherein said ring is unsubstituted, or mono-substituted with oxo on a ring carbon atom, or disubstituted with oxo on a ring sulfur atom (especially such group -(CH₂)_m-NR^{N1}R^{N2} represents amino, methylamino, ethylamino, propylamino, -NH-SO₂-methyl, -NH-SO₂-ethyl, or (2,2,2-trifluoro-ethyl)-amino; or pyrrolidin-1-yl);
 - -S-R^{S2} wherein **R^{S2}** represents (C₁₋₄)alkyl (especially methyl, ethyl, n-propyl, isopropyl, isobutyl), (C₃₋₆)cycloalkyl (especially cyclobutyl), or 2-fluoro-vinyl; or
 - phenyl-oxy, wherein the phenyl is optionally mono-substituted with halogen (especially 4-fluorophenoxy);
- or **Ar¹** represents 8- to 10-membered bicyclic heteroaryl (especially indazolyl, benzoimidazolyl, indolyl, benzo-triazolyl, benzooxazolyl, quinoxalyl, isoquinolyl, quinolyl, pyrrolopyridinyl, or imidazopyridinyl); wherein said 8- to 10-membered bicyclic heteroaryl independently is unsubstituted, mono-, di- or tri-substituted, wherein the substituents are independently selected from (C₁₋₄)alkyl (especially methyl); (C₁₋₄)alkoxy (especially methoxy); (C₁₋₃)fluoroalkyl (especially trifluoromethyl); halogen; and -(C₀₋₃)alkylene-COOR^{O2} wherein **R^{O2}** represents hydrogen or (C₁₋₄)alkyl (especially methyl); (especially such 8- to 10-membered bicyclic heteroaryl 1H-indazol-6-yl, 1-methyl-1H-indazol-6-yl, 3-methyl-1H-indazol-6-yl, 3-carboxy-1H-indazol-6-yl, 1H-benzoimidazol-5-yl, 2-methyl-1H-benzoimidazol-5-yl, 2-trifluoromethyl-1H-benzoimidazol-5-yl, 1H-indol-6-yl, 1H-indol-5-yl, 1-methyl-1H-indol-5-yl, 2-carboxy-1H-indol-5-yl, 7-carboxy-1H-indol-4-yl, 7-carboxy-1-methyl-1H-indol-4-yl, 1H-benzotriazol-5-yl, 2-methyl-benzooxazol-5-yl, 2-methyl-benzooxazol-6-yl, quinoxalin-6-yl, isoquinolin-7-yl, quinolin-6-yl, 1H-indol-2-yl, 1H-indol-3-yl, 1H-indol-4-yl, 1H-indazol-5-yl, 1H-pyrrolo[2,3-c]pyridin-3-yl, 1H-pyrrolo[2,3-b]pyridin-3-yl, 1H-pyrrolo[2,3-b]pyridin-5-yl, 1-methyl-1H-pyrrolo[2,3-b]pyridin-5-yl, imidazo[1,2-a]pyridin-6-yl, 3-methoxy-1H-indazol-6-yl, 6-methoxy-1H-indazol-5-yl, 5-carboxy-1H-indol-2-yl, 6-carboxy-1H-indol-2-yl, 5-(methoxycarbonyl)-1H-indol-2-yl, or 6-(methoxycarbonyl)-1H-indol-2-yl; preferably such 8- to 10-membered bicyclic heteroaryl is 1H-benzoimidazol-5-yl, 1H-indol-6-yl, 1H-indol-5-yl, 1H-indol-2-yl, 1H-indazol-5-yl, 5-carboxy-1H-indol-2-yl, 6-carboxy-1H-indol-2-yl, 5-(methoxycarbonyl)-1H-indol-2-yl, or 6-(methoxycarbonyl)-1H-indol-2-yl);
 - or **Ar¹** represents 8- to 10-membered partially aromatic fused bicyclic heterocyclyl comprising one to four heteroatoms independently selected from nitrogen, oxygen and sulfur (especially 2,3-dihydro-benzofuranyl, 2,3-dihydro-1H-indolyl, 2,3-dihydro-benzo[1,4]dioxinyl, 2,3-dihydro-1H-indazolyl, 2,3-dihydro-1H-benzo[d]imidazolyl, 2,3-dihydrobenzo[d]isoxazolyl, 2,3-dihydro-isoindolyl, 2,3-dihydro-benzooxazolyl, 1,2,3,4-tetrahydroquinazolyl, 1,2,3,4-tetrahydro-isoquinolyl, or 1,2,3,4-tetrahydro-phthalazinyl); wherein said 8- to 10-membered heterocyclyl is linked to the rest of the molecule at the aromatic ring moiety; wherein said 8- to 10-membered heterocyclyl independently is unsubstituted, mono-, or di-substituted, wherein the substituents are independently selected from oxo, (C₁₋₆)alkyl (especially methyl, ethyl, propyl, butyl, isobutyl), and

-(C₀₋₃)alkylene-COOR⁰³ wherein R⁰³ represents hydrogen or (C₁₋₃)alkyl; (especially such 8- to 10-membered partially aromatic fused bicyclic heterocyclyl is 2,3-dihydro-benzofuran-5-yl, 2,3-dihydro-1H-indol-5-yl, 2,3-dihydro-benzo[1,4]dioxin-6-yl, 3-oxo-2,3-dihydro-1H-indazol-5-yl, 3-oxo-2,3-dihydro-1H-indazol-6-yl, 2-oxo-2,3-dihydro-1H-benzo[d]imidazol-5-yl, 3-oxo-2,3-dihydrobenzo[d]isoxazol-6-yl, 2-oxo-1,3-dihydro-indol-5-yl, 1-oxo-2,3-dihydro-isoindol-5-yl, 3-methyl-1-oxo-2,3-dihydro-isoindol-5-yl, 3-ethyl-1-oxo-2,3-dihydro-isoindol-5-yl, 3-propyl-1-oxo-2,3-dihydro-isoindol-5-yl, 3-isobutyl-1-oxo-2,3-dihydro-isoindol-5-yl, 2-methyl-1-oxo-2,3-dihydro-isoindol-5-yl, 2-ethyl-1-oxo-2,3-dihydro-isoindol-5-yl, 1-oxo-2-propyl-2,3-dihydro-isoindol-5-yl, 2-isobutyl-1-oxo-2,3-dihydro-isoindol-5-yl, 2-oxo-2,3-dihydro-benzooxazol-6-yl, 3-methyl-2-oxo-2,3-dihydro-benzooxazol-5-yl, 1-methyl-3-oxo-2,3-dihydro-1H-indazol-6-yl, 2-methyl-3-oxo-2,3-dihydro-1H-indazol-6-yl, 1-(carboxymethyl)-3-oxo-2,3-dihydro-1H-indazol-6-yl, 2-oxo-1,2,3,4-tetrahydro-quinazolin-6-yl, 1-methyl-2-oxo-1,2,3,4-tetrahydro-quinazolin-7-yl, 1-oxo-1,2,3,4-tetrahydro-isoquinolin-6-yl, or 1,4-dioxo-1,2,3,4-tetrahydro-phthalazin-6-yl; preferably such group (Ar-III) is 2-oxo-2,3-dihydro-benzooxazol-6-yl, 3-methyl-2-oxo-2,3-dihydro-benzooxazol-5-yl, 1-methyl-3-oxo-2,3-dihydro-1H-indazol-6-yl, 2-oxo-1,2,3,4-tetrahydro-quinazolin-6-yl, 1-methyl-2-oxo-1,2,3,4-tetrahydro-quinazolin-7-yl, or 1-oxo-1,2,3,4-tetrahydro-isoquinolin-6-yl).

8) Another embodiment relates to compounds according to any one of embodiments 1) to 5), wherein Ar¹ represents

- a phenyl group of the structure (Ar-I):



wherein

- R⁵ represents;
 - (C₁₋₄)alkoxy (especially methoxy);
 - (C₁₋₃)fluoroalkyl, wherein said (C₁₋₃)fluoroalkyl is optionally substituted with hydroxy (especially 2,2,2-trifluoro-1-hydroxy-ethyl);
 - (C₃₋₆)cycloalkyl, wherein said (C₃₋₆)cycloalkyl is optionally mono-substituted with amino (especially 1-amino-cyclopropyl);
 - (C₃₋₆)cycloalkyl, wherein said (C₃₋₆)cycloalkyl is optionally mono-substituted with -COOH (especially 1-carboxy-cyclopropyl, 1-carboxy-cyclopentyl);
 - hydroxy;
 - -X¹-CO-R⁰¹, wherein
 - X¹ represents a direct bond, -O-CH₂*, -NH-CH₂*, -S-CH₂*, or (C₁₋₃)alkylene; wherein the asterisks indicate the bond that is linked to the -CO-R⁰¹ group; and
 - R⁰¹ represents -OH, -O-(C₁₋₄)alkyl (especially ethoxy), or -NH-SO₂-R^{S3} wherein R^{S3} represents (C₁₋₄)alkyl, (C₃₋₆)cycloalkyl wherein the (C₃₋₆)cycloalkyl optionally contains a ring oxygen atom; (C₃₋₆)cycloalkyl-(C₁₋₃)alkyl wherein the (C₃₋₆)cycloalkyl optionally contains a ring oxygen atom; (C₁₋₃)fluoroalkyl, phenyl, or -NH₂;

[wherein in a sub-embodiment such group -X¹-CO-R⁰¹ represents especially -COOH, -CO-(C₁₋₄)alkoxy, -O-CH₂-COOH, -NH-CH₂-COOH, -CO-NH-SO₂-(C₁₋₄)alkyl, -CO-NH-SO₂-(C₃₋₆)cycloalkyl, or -CO-NH-SO₂-phenyl; in particular, such group -X¹-CO-R⁰¹ represents -COOH, -CO-O-C₂H₅, -O-CH₂-COOH, -NH-CH₂-COOH, -CO-NH-SO₂-CH₃, -CO-NH-SO₂-C(CH₃)₂, -CO-NH-SO₂-cyclopropyl, or -CO-NH-SO₂-phenyl];

➤ -CO-CH₂-CN;

➤ hydroxy-(C₁₋₄)alkyl (especially hydroxymethyl);

➤ -(CH₂)_m-NR^{N1}R^{N2}, wherein **m** represents the integer 0 or 1 (especially 1); and wherein **R^{N1}** and **R^{N2}** independently represent hydrogen, (C₁₋₄)alkyl, (C₁₋₄)alkoxy-(C₂₋₄)alkyl, or (C₃₋₆)cycloalkyl; or **R^{N1}** and **R^{N2}** together with the nitrogen to which they are attached form a 5- or 6-membered saturated ring optionally containing one ring oxygen or ring sulfur atom, wherein said ring is unsubstituted, or mono-substituted with oxo on a ring carbon atom, or disubstituted with oxo on a ring sulfur atom; (especially such group -(CH₂)_m-NR^{N1}R^{N2} represents amino, amino-methyl, methylamino-methyl, isobutylamino-methyl, cyclopropylamino-methyl, cyclobutylamino-methyl, (2-methoxyethyl)amino-methyl, 2-oxopyrrolidin-1-yl, 1,1-dioxo-isothiazolidin-2-yl, or morpholin-4-yl);

➤ -CO-NR^{N3}R^{N4} wherein **R^{N3}** and **R^{N4}** independently represent hydrogen, (C₁₋₄)alkyl, hydroxy-(C₂₋₄)alkyl, (C₁₋₃)alkoxy-(C₂₋₄)alkyl, dimethylamino-(C₂₋₄)alkyl, (C₁₋₄)alkoxy, hydroxy-(C₂₋₄)alkoxy, or benzyloxy; (wherein preferably at least one of **R^{N3}** and **R^{N4}** represents hydrogen; and wherein particular examples of such group -CO-NR^{N3}R^{N4} are -CO-NH₂, -CO-NH(CH₃), -CO-NH(C₂H₅), -CO-NH-O-methyl, -CO-NH-O-ethyl, -CO-NH-O-isopropyl, -CO-NH-C₂H₄-OH, -CO-NH-O-C₂H₄-OH, -CO-NH-C₂H₄-OCH₃, -CO-NH-C₂H₄-N(CH₃)₂, -CO-NH-O-benzyl)

➤ -NH-CO-NR^{N5}R^{N6} wherein **R^{N5}** and **R^{N6}** independently represent hydrogen or (C₁₋₄)alkyl (especially such group represents -NH-CO-NH₂, -NH-CO-NH-C₂H₅);

➤ -SO₂-R^{S1} wherein **R^{S1}** represents hydroxy, (C₁₋₄)alkyl (especially methyl), or -NR^{N7}R^{N8} wherein **R^{N7}** and **R^{N8}** independently represent hydrogen or (C₁₋₃)alkyl (especially such group represents -SO₂-CH₃, -SO₂-NH₂, -SO₂-OH, -SO₂-NH-CH₃);

➤ 5-oxo-4,5-dihydro-[1,2,4]oxadiazol-3-yl, or

➤ -(CH₂)_p-HET, wherein **p** represents the integer 0 or 1 (especially 0); and wherein **HET** represents a 5- or 6-membered heteroaryl, wherein said 5- or 6-membered heteroaryl is unsubstituted, or mono- or disubstituted, wherein the substituents are independently selected from (C₁₋₄)alkyl (especially methyl), (C₁₋₄)alkoxy (especially methoxy), -COOH, hydroxy, fluoro, 2-amino-2-oxo-ethyl, 2-carboxy-ethyl, or -NR^{N9}R^{N10} wherein **R^{N9}** and **R^{N10}** independently represent hydrogen or (C₁₋₃)alkyl (especially amino, dimethylamino); (especially such group -(CH₂)_p-HET is 1 H-tetrazol-5-yl, 1 H-pyrazol-1-yl, 1H-pyrazol-3-yl, 3-methyl-pyrazol-1-yl, 1-methyl-1 H-pyrazol-3-yl, 5-methyl-1H-pyrazol-3-yl, 3,5-dimethyl-pyrazol-1-yl, 4-carboxy-1H-pyrazol-3-yl, 1H-imidazol-2-yl, 1H-imidazol-4-yl, 3-methyl-3H-imidazol-4-yl, 2-methyl-1H-imidazol-4-yl, 1,5-dimethyl-1H-imidazol-2-yl, [1,2,4]oxadiazol-5-yl, 5-methyl-[1,2,4]oxadiazol-3-yl, 3-methyl-[1,2,4]oxadiazol-5-yl, 5-methyl-[1,3,4]oxadiazol-2-yl, isothiazol-5-yl, thiazol-2-yl, thiazol-4-yl, 4-methyl-thiazol-2-yl, 2-methyl-thiazol-4-yl, 2-amino-5-methyl-thiazol-4-yl, 4,5-dimethyl-thiazol-2-yl, 4-carboxy-thiazol-2-yl, 2-carboxy-thiazol-4-yl, 2-hydroxy-thiazol-4-yl, 2-amino-2-oxoethylthiazol-4-yl, isoxazol-3-yl, isoxazol-5-yl, 3-amino-isoxazol-5-yl, 3-hydroxy-isoxazol-5-yl, 3-methyl-isoxazol-5-yl, 4-methyl-isoxazol-5-yl, 4-carboxy-3-methyl-isoxazol-5-yl, oxazol-5-yl, 2-amino-oxazol-5-yl, 2-methyl-oxazol-5-yl, 2-(2-carboxyethyl)-oxazol-5-yl, 2-(2-carboxyethyl)-4-methyl-oxazol-5-yl, 5-amino-[1,3,4]thiadiazol-2-yl, 5-methylamino-[1,3,4]thiadiazol-2-yl, 4H-[1,2,4]triazol-3-yl, 1H-[1,2,4]triazol-1-yl, 2-methyl-2H-[1,2,4]triazol-3-yl, pyridin-2-yl, 4-fluoro-pyridin-2-yl, pyrimidin-2-yl, 5-fluoro-pyrimidin-2-yl, 5-methoxy-pyrimidin-2-yl, 4-methoxy-pyrimidin-2-yl, 6-methoxy-pyrimidin-4-yl, 6-dimethyl-amino-pyrimidin-4-yl, pyrazin-2-yl, 6-methoxy-pyrazin-2-yl, 6-methoxy-pyridazin-3-yl, or pyrazol-1-yl-methyl);

- and (**R⁴**)_n represents one or two optional substituents (i.e. **n** represents the integer 0, 1, or 2) independently selected from

➤ (C₁₋₆)alkyl (especially methyl, ethyl, propyl, isobutyl, 1-methyl-propan-1-yl, tert.-butyl, 3-methyl-butyl);

➤ (C₁₋₄)alkoxy (especially methoxy, ethoxy, propoxy, isopropoxy, butoxy, isobutoxy);

➤ (C₁₋₃)fluoroalkyl (especially trifluoromethyl);

➤ (C₁₋₃)fluoroalkoxy (especially difluoromethoxy, trifluoromethoxy, 2,2,2-trifluoroethoxy);

➤ halogen (especially fluoro or chloro);

➤ (C₃₋₆)cycloalkyl (especially cyclopropyl);

➤ (C₃₋₆)cycloalkyl-oxy (especially cyclobutyl-oxy, cyclopentyl-oxy);

➤ hydroxy;

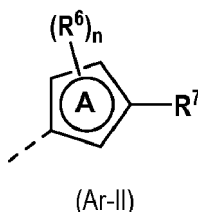
➤ nitro;

➤ -(CH₂)_m-NR^{N1}R^{N2}, wherein **m** represents the integer 0 or 1 (especially 0); and wherein **R^{N1}** and **R^{N2}** independently represent hydrogen, (C₁₋₄)alkyl, (C₁₋₄)alkoxy-(C₂₋₄)alkyl, (C₃₋₆)cycloalkyl, (C₂₋₃)fluoroalkyl (especially 2,2,2-trifluoro-ethyl), -or -SO₂-(C₁₋₄)alkyl; or **R^{N1}** and **R^{N2}** together with the nitrogen to which they are attached form a 5- or 6-membered saturated ring optionally containing one ring oxygen or ring sulfur atom, wherein said ring is unsubstituted, or mono-substituted with oxo on a ring carbon atom, or disubstituted with oxo on a ring sulfur atom; (especially such group -(CH₂)_m-NR^{N1}R^{N2} represents amino, methylamino, ethylamino, propylamino, -NH-SO₂-methyl, -NH-SO₂-ethyl, or (2,2,2-trifluoro-ethyl)-amino; or pyrrolidin-1-yl);

➤ -S-R^{S2} wherein **R^{S2}** represents (C₁₋₄)alkyl (especially methyl, ethyl, n-propyl, isopropyl, isobutyl), (C₃₋₆)cycloalkyl (especially cyclobutyl), or 2-fluoro-vinyl; or

➤ phenyl-oxy, wherein the phenyl is optionally mono-substituted with halogen (especially 4-fluorophenoxy);

- or **Ar¹** represents a 5-membered heteroaryl group of the structure (Ar-II):



wherein in (Ar-II) the ring A represents a 5-membered heteroaryl ring (wherein it is well understood that in (Ar-II) the substituent **R⁷** is attached in meta-position with respect to the point of attachment of the rest of the molecule) (notably a thiophenyl or a thiazolyl ring; especially thiophen-2-yl wherein **R⁷** is attached in position 5, or thiazol-2-yl wherein **R⁷** is attached in position 5);
wherein

- **R⁷** represents

➤ (C₁₋₄)alkoxy (especially methoxy);

➤ (C₃₋₆)cycloalkyl, wherein said (C₃₋₆)cycloalkyl is optionally mono-substituted with amino (especially 1-amino-cyclopropyl);

➤ (C₃₋₆)cycloalkyl, wherein said (C₃₋₆)cycloalkyl is optionally mono-substituted with -COOH (especially 1-carboxy-cyclopropyl, 1-carboxy-cyclopentyl);

➤ hydroxy;

➤ $-X^1-CO-R^{O1}$, wherein

- X^1 represents a direct bond, $-O-CH_2^*$, $-NH-CH_2^*$, $-S-CH_2^*$, or (C_{1-3}) alkylene; wherein the asterisks indicate the bond that is linked to the $-CO-R^{O1}$ group; and
- R^{O1} represents $-OH$, $-O-(C_{1-4})$ alkyl (especially ethoxy), or $-NH-SO_2-R^{S3}$ wherein R^{S3} represents (C_{1-4}) alkyl, (C_{3-6}) cycloalkyl wherein the (C_{3-6}) cycloalkyl optionally contains a ring oxygen atom; (C_{3-6}) cycloalkyl- (C_{1-3}) alkyl wherein the (C_{3-6}) cycloalkyl optionally contains a ring oxygen atom; (C_{1-3}) fluoroalkyl, phenyl, or $-NH_2$;

[wherein in a sub-embodiment such group $-X^1-CO-R^{O1}$ represents especially $-COOH$, $-CO-(C_{1-4})$ alkoxy, $-O-CH_2-COOH$, $-NH-CH_2-COOH$, $-CO-NH-SO_2-(C_{1-4})$ alkyl, $-CO-NH-SO_2-(C_{3-6})$ cycloalkyl, or $-CO-NH-SO_2$ -phenyl; in particular, such group $-X^1-CO-R^{O1}$ represents $-COOH$, $-CO-O-C_2H_5$, $-O-CH_2-COOH$, $-NH-CH_2-COOH$, $-CO-NH-SO_2-CH_3$, $-CO-NH-SO_2-C(CH_3)_2$, $-CO-NH-SO_2$ -cyclopropyl, or $-CO-NH-SO_2$ -phenyl];

➤ $-CO-CH_2-CN$;

➤ hydroxy- (C_{1-4}) alkyl (especially hydroxymethyl);

➤ $-(CH_2)_m-NR^{N1}R^{N2}$, wherein m represents the integer 0 or 1 (especially 1); and wherein R^{N1} and R^{N2} independently represent hydrogen, (C_{1-4}) alkyl, (C_{1-4}) alkoxy- (C_{2-4}) alkyl, or (C_{3-6}) cycloalkyl; or R^{N1} and R^{N2} together with the nitrogen to which they are attached form a 5- or 6-membered saturated ring optionally containing one ring oxygen or ring sulfur atom, wherein said ring is unsubstituted, or mono-substituted with oxo on a ring carbon atom, or disubstituted with oxo on a ring sulfur atom; (especially such group $-(CH_2)_m-NR^{N1}R^{N2}$ represents amino, amino-methyl, methylamino-methyl, isobutylamino-methyl, cyclopropylamino-methyl, cyclobutylamino-methyl, (2-methoxyethyl)amino-methyl, 2-oxopyrrolidin-1-yl, 1,1-dioxo-isothiazolidin-2-yl, or morpholin-4-yl);

➤ $-CO-NR^{N3}R^{N4}$ wherein R^{N3} and R^{N4} independently represent hydrogen, (C_{1-4}) alkyl, hydroxy- (C_{2-4}) alkyl, (C_{1-3}) alkoxy- (C_{2-4}) alkyl, dimethylamino- (C_{2-4}) alkyl, (C_{1-4}) alkoxy, or hydroxy- (C_{2-4}) alkoxy (wherein preferably at least one of R^{N3} and R^{N4} represents hydrogen; and wherein particular examples of such group $-CO-NR^{N3}R^{N4}$ are $-CO-NH_2$, $-CO-NH(CH_3)$, $-CO-NH(C_2H_5)$, $-CO-NH-O$ -methyl, $-CO-NH-O$ -ethyl, $-CO-NH-O$ -isopropyl, $-CO-NH-C_2H_4-OH$, $-CO-NH-C_2H_4-OCH_3$, $-CO-NH-O-C_2H_4-OH$, $-CO-NH-C_2H_4-N(CH_3)_2$);

➤ $-NH-CO-NR^{N5}R^{N6}$ wherein R^{N5} and R^{N6} independently represent hydrogen or (C_{1-4}) alkyl (especially such group is $-NH-CO-NH_2$, $-NH-CO-NH-C_2H_5$);

➤ $-SO_2-R^{S1}$ wherein R^{S1} represents hydroxy, (C_{1-4}) alkyl (especially methyl), or $-NR^{N7}R^{N8}$ wherein R^{N7} and R^{N8} independently represent hydrogen or (C_{1-3}) alkyl (especially such group is $-SO_2-CH_3$, $-SO_2-NH_2$, $-SO_2-OH$, $-SO_2-NH-CH_3$);

➤ 5-oxo-4,5-dihydro-[1,2,4]oxadiazol-3-yl; or

➤ 5- or 6-membered heteroaryl (notably 5-membered heteroaryl, especially 1H-tetrazol-5-yl), wherein said 5- or 6-membered heteroaryl is unsubstituted, or mono- or di-substituted, wherein the substituents are independently selected from (C_{1-4}) alkyl (especially methyl), (C_{1-4}) alkoxy (especially methoxy), $-COOH$, hydroxy, fluoro, 2-amino-2-oxo-ethyl, 2-carboxy-ethyl, or $-NR^{N9}R^{N10}$ wherein R^{N9} and R^{N10} independently represent hydrogen or (C_{1-3}) alkyl (especially amino, dimethylamino);

• and $(R^6)_n$ represents one optional substituent (i.e. n represents the integer 0, or 1) independently selected from

➤ (C_{1-6}) alkyl (especially methyl, ethyl, propyl, isobutyl, 1-methyl-propan-1-yl, tert.-butyl, 3-methyl-butyl);

➤ (C₁₋₄)alkoxy (especially methoxy, ethoxy, propoxy, isopropoxy, butoxy, isobutoxy);

➤ (C₁₋₃)fluoroalkyl (especially trifluoromethyl);

➤ (C₁₋₃)fluoroalkoxy (especially difluoromethoxy, trifluoromethoxy, 2,2,2-trifluoroethoxy);

➤ halogen (especially fluoro or chloro);

➤ (C₃₋₆)cycloalkyl (especially cyclopropyl);

➤ (C₃₋₆)cycloalkyl-oxy (especially cyclobutyl-oxy, cyclopentyl-oxy);

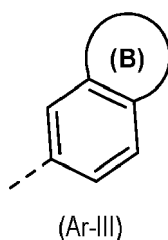
➤ hydroxy;

➤ $-(CH_2)_m-NR^{N1}R^{N2}$, wherein **m** represents the integer 0 or 1 (especially 0); and wherein **R^{N1}** and **R^{N2}** independently represent hydrogen, (C₁₋₄)alkyl, (C₁₋₄)alkoxy-(C₂₋₄)alkyl, (C₃₋₆)cycloalkyl, (C₂₋₃)fluoroalkyl (especially 2,2,2-trifluoro-ethyl), -or -SO₂-(C₁₋₄)alkyl; or **R^{N1}** and **R^{N2}** together with the nitrogen to which they are attached form a 5- or 6-membered saturated ring optionally containing one ring oxygen or ring sulfur atom, wherein said ring is unsubstituted, or mono-substituted with oxo on a ring carbon atom, or disubstituted with oxo on a ring sulfur atom; (especially such group $-(CH_2)_m-NR^{N1}R^{N2}$ represents amino, methylamino, ethylamino, propylamino, -NH-SO₂-methyl, -NH-SO₂-ethyl, or (2,2,2-trifluoro-ethyl)-amino; or pyrrolidin-1-yl); and

➤ -S-**R^{S2}** wherein **R^{S2}** represents (C₁₋₄)alkyl (especially methyl, ethyl, n-propyl, isopropyl, isobutyl), (C₃₋₆)cycloalkyl (especially cyclobutyl), or 2-fluoro-vinyl;

- or **Ar¹** represents 9- or 10-membered bicyclic heteroaryl (especially indazolyl, benzoimidazolyl, indolyl, benzotriazolyl, benzooxazolyl, quinoxalyl, isoquinolyl, quinolyl; or pyrrolopyridinyl, or imidazopyridinyl); wherein said 9- or 10-membered bicyclic heteroaryl independently is unsubstituted, mono-, or di-substituted, wherein the substituents are independently selected from (C₁₋₄)alkyl (especially methyl); (C₁₋₃)fluoroalkyl (especially trifluoromethyl); or -COOH (especially such group is 1H-indazol-6-yl, 1-methyl-1H-indazol-6-yl, 3-methyl-1H-indazol-6-yl, 3-carboxy-1H-indazol-6-yl, 1H-benzoimidazol-5-yl, 2-methyl-1H-benzoimidazol-5-yl, 2-trifluoromethyl-1H-benzoimidazol-5-yl, H-indol-6-yl, 1H-indol-5-yl, 1-methyl-1H-indol-5-yl, 2-carboxy-1H-indol-5-yl, 7-carboxy-1H-indol-4-yl, 7-carboxy-1-methyl-1H-indol-4-yl, 1H-benzotriazol-5-yl, 2-methyl-benzooxazol-5-yl, 2-methyl-benzooxazol-6-yl, quinoxalin-6-yl, isoquinolin-7-yl, quinolin-6-yl);

- or **Ar¹** represents a group of the structure (Ar-III):

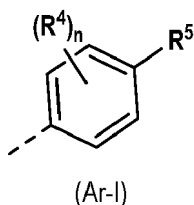


wherein ring (B) represents a non-aromatic 5- or 6-membered ring fused to the phenyl group, wherein ring (B) comprises one or two heteroatoms independently selected from nitrogen and oxygen (notably such group (Ar-III) is 2,3-dihydro-benzofuranyl, 2,3-dihydro-1H-indolyl, 2,3-dihydro-benzo[1,4]dioxinyl, 2,3-dihydro-1H-indazolyl, 2,3-dihydro-1H-benzo[d]imidazolyl, 2,3-dihydrobenzo[d]isoxazolyl, 2,3-dihydro-isindolyl; or 2,3-dihydro-benzooxazol-6-yl, or 2,3-dihydro-benzooxazol-5-yl, or 1,2,3,4-tetrahydro-quinazolin-6-yl, or 1,2,3,4-tetrahydro-quinazolin-7-yl, or 1,2,3,4-tetrahydro-isoquinolin-6-yl, or 1,2,3,4-tetrahydro-phthalazin-6-yl); wherein said ring (B) independently is unsubstituted, mono-, or di-substituted, wherein the substituents are independently selected from oxo and (C₁₋₆)alkyl (especially methyl, ethyl, propyl, butyl, isobutyl) (especially such group (Ar-III) is 2,3-dihydro-benzofuran-5-yl, 2,3-dihydro-1H-indol-5-yl, 2,3-dihydro-benzo[1,4]dioxin-6-yl, 3-oxo-2,3-dihydro-1H-indazol-5-yl, 3-oxo-2,3-dihydro-1H-indazol-6-yl, 2-oxo-2,3-dihydro-1H-benzo[d]imidazol-5-yl, 3-oxo-2,3-dihydro-

robenzo[d]isoxazol-6-yl, 2-oxo-1,3-dihydro-indol-5-yl, 1-oxo-2,3-dihydro-isoindol-5-yl, 3-methyl-1-oxo-2,3-dihydro-isoindol-5-yl, 3-ethyl-1-oxo-2,3-dihydro-isoindol-5-yl, 3-propyl-1-oxo-2,3-dihydro-isoindol-5-yl, 3-isobutyl-1-oxo-2,3-dihydro-isoindol-5-yl, 2-methyl-1-oxo-2,3-dihydro-isoindol-5-yl, 2-ethyl-1-oxo-2,3-dihydro-isoindol-5-yl, 1-oxo-2-propyl-2,3-dihydro-isoindol-5-yl, or 2-isobutyl-1-oxo-2,3-dihydro-isoindol-5-yl).

9) Another embodiment relates to compounds according to any one of embodiments 1) to 5), wherein **Ar¹** represents

- a phenyl group of the structure (Ar-I):



wherein

- R⁵** represents;
 - (C₁₋₄)alkoxy (especially methoxy);
 - (C₁₋₃)fluoroalkyl, wherein said (C₁₋₃)fluoroalkyl is optionally substituted with hydroxy (especially 2,2,2-trifluoro-1-hydroxy-ethyl);
 - (C₃₋₆)cycloalkyl, wherein said (C₃₋₆)cycloalkyl is unsubstituted or mono-substituted with amino (especially 1-amino-cyclopropyl);
 - (C₄₋₆)cycloalkyl containing a ring oxygen atom, wherein said (C₄₋₆)cycloalkyl containing a ring oxygen atom is unsubstituted or mono-substituted with fluoro, hydroxy, or methoxy (especially 3-fluoro-oxetan-3-yl, 3-hydroxy-oxetan-3-yl, 3-methoxy-oxetan-3-yl);
 - hydroxy;
 - -B(OH)₂;
 - 2,2,2-trifluoro-1,1-dihydroxy-ethyl;
 - -X¹-CO-R^{O1}, wherein
 - **X¹** represents a direct bond, (C₁₋₃)alkylene (especially -CH₂-, -CH₂-CH₂-), -O-(C₁₋₃)alkylene-* (especially -O-CH₂-, -O-CH(CH₃)-, -O-CH₂-CH₂-), -NH-(C₁₋₃)alkylene-* (especially -NH-CH₂-, -NH-CH(CH₃)-), -S-CH₂-, -CF₂-, -CH=CH-, -C≡C-, -NH-CO-, -CO-, or (C₃₋₅)cycloalkylene; wherein the asterisks indicate the bond that is linked to the -CO-R^{O1} group; and
 - **R^{O1}** represents
 - -OH;
 - -O-(C₁₋₄)alkyl (especially ethoxy, methoxy);
 - -NH-SO₂-R^{S3} wherein **R^{S3}** represents (C₁₋₄)alkyl, (C₃₋₆)cycloalkyl wherein the (C₃₋₆)cycloalkyl optionally contains a ring oxygen atom, (C₃₋₆)cycloalkyl-(C₁₋₃)alkylene wherein the (C₃₋₆)cycloalkyl optionally contains a ring oxygen atom, (C₁₋₃)fluoroalkyl, phenyl, or -NH₂;
 - -O-phenyl;
 - -O-CH₂-CO-R^{O4}, wherein **R^{O4}** represents hydroxy, or (C₁₋₄)alkoxy, or -N[(C₁₋₄)alkyl]₂;
 - -O-CH₂-O-CO-R^{O5}, wherein **R^{O5}** represents (C₁₋₄)alkyl or (C₁₋₄)alkoxy; or
 - -O-CH₂-CH₂-N[(C₁₋₄)alkyl]₂ (especially -O-CH₂-CH₂-N(CH₃)₂);
 - (5-methyl-2-oxo-[1,3]dioxol-4-yl)-methoxy;

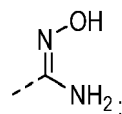
[wherein in particular such group $-X^1-CO-R^{O1}$ represents $-COOH$, $-CO-O-C_2H_5$, $-O-CH_2-COOH$, $-NH-CH_2-COOH$, $-CO-NH-SO_2-CH_3$, $-CO-NH-SO_2-C(CH_3)_2$, $-CO-NH-SO_2-cyclopropyl$, $-CO-NH-SO_2-phenyl$, $-CO-O-CH_3$, $-CO-NH-SO_2-ethyl$, $-CO-NH-SO_2-NH_2$, $-CO-O-CH_2-COOH$, $-CO-O-CH_2-CH_2-N(CH_3)_2$, $-CO-O-CH_2-CO-N(CH_3)_2$, $-CO-O-CH_2-O-CO-O-ethyl$, $-CO-O-CH_2-O-CO-propyl$, (5-methyl-2-oxo-[1,3]dioxol-4-yl)-methyl-O-CO-, $-CH_2-COOH$, $-CH_2-CO-O-ethyl$, $-CH_2-CH_2-COOH$, $-CF_2-COOH$, $-CH=CH-COOH$, $-NH-CO-COOH$, $-CO-COOH$, $-O-CH_2-CH_2-COOH$, $-O-CH(CH_3)-COOH$, $-NH-CH(CH_3)-COOH$, $-NH-CH_2-CO-O-CH_3$, $-COO-phenyl$, 1-carboxy-cyclopropan-1-yl, 1-carboxy-cyclopentan-1-yl];

➤ $-CO-CH_2-CN$;

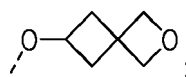
➤ $-CO-CH_2-OH$;

➤ $-CO-H$;

➤



➤



➤ 2-hydroxy-3,4-dioxo-cyclobut-1-enyl;

➤ hydroxy-(C_{1-4})alkyl (especially hydroxymethyl, 1-hydroxy-ethyl);

➤ dihydroxy-(C_{2-4})alkyl (especially 1,2-dihydroxyethyl);

➤ hydroxy-(C_{2-4})alkoxy (especially 2-hydroxy-ethoxy);

➤ (C_{1-4})alkoxy-(C_{2-4})alkoxy (especially 2-methoxy-ethoxy);

➤ $-(CH_2)_m-NR^{N1}R^{N2}$, wherein m represents the integer 0 or 1; and wherein

▪ R^{N1} and R^{N2} independently represent hydrogen, (C_{1-4})alkyl, (C_{1-4})alkoxy-(C_{2-4})alkyl, (C_{3-6})cycloalkyl, (C_{2-3})fluoroalkyl, or $-SO_2-(C_{1-4})alkyl$ (wherein preferably at least one of R^{N1} and R^{N2} represents hydrogen);

▪ or R^{N1} independently represents hydrogen or (C_{1-4})alkyl, and R^{N2} independently represents $-CO-H$, $-CO-(C_{1-3})alkyl$, $-CO-(C_{1-3})alkylene-OH$, or $-CO-O-(C_{1-3})alkyl$;

▪ or R^{N1} and R^{N2} together with the nitrogen to which they are attached form a 4-, 5- or 6-membered saturated ring optionally containing one ring oxygen or ring sulfur atom, wherein said ring is unsubstituted, or mono-substituted with oxo on a ring carbon atom, or disubstituted with oxo on a ring sulfur atom; (especially such group $-(CH_2)_m-NR^{N1}R^{N2}$ represents amino, methylamino, ethylamino, propylamino, amino-methyl, methylamino-methyl, isobutylamino-methyl, cyclopropylamino-methyl, cyclobutylamino-methyl, (2-methoxyethyl)amino-methyl, $-NH-SO_2-methyl$, $-NH-SO_2-ethyl$, or (2,2,2-trifluoro-ethyl)-amino; or $-CH_2-NH-SO_2-CH_3$; or $-NH-CO-H$, $-N(C_2H_5)-CO-H$, $-NH-CO-C_2H_5$, $-NH-CO-CH_2-CH_2-OH$, $-NH-CO-O-CH_3$, $-N(CH_3)-CO-O-CH_3$; or pyrrolidin-1-yl, 2-oxo-pyrrolidin-1-yl, 1,1-dioxo-isothiazolidin-2-yl, morpholin-4-yl, azetidin-1-yl, or piperidin-1-yl);

➤ $-CO-NR^{N3}R^{N4}$ wherein R^{N3} and R^{N4} independently represent hydrogen, (C_{1-4})alkyl, hydroxy-(C_{2-4})alkyl, (C_{1-3})alkoxy-(C_{2-4})alkyl, dimethylamino-(C_{2-4})alkyl, (C_{1-4})alkoxy, hy-

droxy-(C₂₋₄)alkoxy, benzyloxy, or hydroxy (wherein preferably at least one of **R^{N3}** and **R^{N4}** represents hydrogen; and wherein particular examples of such group -CO-N**R^{N3}****R^{N4}** are -CO-NH₂, -CO-NH(CH₃), -CO-NH(C₂H₅), -CO-NH-O-methyl, -CO-NH-O-ethyl, -CO-NH-O-isopropyl, -CO-NH-C₂H₄-OH, -CO-NH-C₂H₄-OCH₃, -CO-NH-O-C₂H₄-OH, -CO-NH-C₂H₄-N(CH₃)₂, -CO-NH-O-benzyl, or -CO-N(CH₃)₂, -CO-NH-isopropyl, or -CO-NH-OH);

➤ -NH-CO-N**R^{N5}****R^{N6}** wherein **R^{N5}** and **R^{N6}** independently represent hydrogen or (C₁₋₄)alkyl (especially such group represents -NH-CO-NH₂, -NH-CO-NH-C₂H₅);

➤ -SO₂-**R^{S1}** wherein **R^{S1}** represents hydroxy, (C₁₋₄)alkyl (especially methyl), or -N**R^{N7}****R^{N8}** wherein **R^{N7}** and **R^{N8}** independently represent hydrogen or (C₁₋₃)alkyl (especially such group represents -SO₂-CH₃, -SO₂-NH₂, -SO₂-OH, -SO₂-NH-CH₃);

➤ 5-oxo-4,5-dihydro-[1,2,4]oxadiazol-3-yl (encompassing its tautomeric form 5-hydroxy-[1,2,4]oxadiazol-3-yl), or 3-oxo-2,3-dihydro-[1,2,4]oxadiazol-5-yl (encompassing its tautomeric form 3-hydroxy-[1,2,4]oxadiazol-5-yl);

➤ benzooxazol-2-yl; or

➤ -(CH₂)_p-**HET**, wherein **p** represents the integer 0 or 1 (especially 0); and wherein **HET** represents a 5- or 6-membered heteroaryl (especially oxazolyl, isoxazolyl, oxadiazolyl, thiazolyl, isothiazolyl, thiadiazolyl, imidazolyl, pyrazolyl, triazolyl, tetrazolyl, pyridinyl, pyrimidinyl, pyridazinyl, or pyrazinyl), wherein said 5- or 6-membered heteroaryl is unsubstituted, or mono- or di-substituted, wherein the substituents are independently selected from (C₁₋₄)alkyl (especially methyl), (C₁₋₄)alkoxy (especially methoxy), -COOH, hydroxy, fluoro, 2-amino-2-oxo-ethyl, 2-carboxy-ethyl, (C₃₋₅)cycloalkyl (especially cyclopropyl), or -N**R^{N9}****R^{N10}** wherein **R^{N9}** and **R^{N10}** independently represent hydrogen or (C₁₋₃)alkyl (especially amino, methylamino, dimethylamino); (especially such group -(CH₂)_p-**HET** is 1H-tetrazol-5-yl, 1H-pyrazol-1-yl, 1H-pyrazol-3-yl, 3-methyl-pyrazol-1-yl, 1-methyl-1H-pyrazol-3-yl, 5-methyl-1H-pyrazol-3-yl, 3,5-dimethyl-pyrazol-1-yl, 4-carboxy-1H-pyrazol-3-yl, 1H-imidazol-2-yl, 1H-imidazol-4-yl, 3-methyl-3H-imidazol-4-yl, 2-methyl-1H-imidazol-4-yl, 1,5-dimethyl-1H-imidazol-2-yl, [1,2,4]oxadiazol-5-yl, 5-methyl-[1,2,4]oxadiazol-3-yl, 3-methyl-[1,2,4]oxadiazol-5-yl, 5-methyl-[1,3,4]oxadiazol-2-yl, isothiazol-5-yl, thiazol-2-yl, thiazol-4-yl, 4-methyl-thiazol-2-yl, 2-methyl-thiazol-4-yl, 2-amino-5-methyl-thiazol-4-yl, 4,5-dimethyl-thiazol-2-yl, 4-carboxy-thiazol-2-yl, 2-carboxy-thiazol-4-yl, 2-hydroxy-thiazol-4-yl, 2-amino-2-oxoethyl)thiazol-4-yl, isoxazol-3-yl, isoxazol-5-yl, 3-amino-isoxazol-5-yl, 3-hydroxy-isoxazol-5-yl, 3-methyl-isoxazol-5-yl, 4-methyl-isoxazol-5-yl, 4-carboxy-3-methyl-isoxazol-5-yl, oxazol-5-yl, 2-amino-oxazol-5-yl, 2-methyl-oxazol-5-yl, 2-(2-carboxyethyl)-oxazol-5-yl, 2-(2-carboxyethyl)-4-methyl-oxazol-5-yl, 5-amino-[1,3,4]thiadiazol-2-yl, 5-methylamino-[1,3,4]thiadiazol-2-yl, 4H-[1,2,4]triazol-3-yl, 1H-[1,2,4]triazol-1-yl, 2-methyl-2H-[1,2,4]triazol-3-yl, pyridin-2-yl, 4-fluoro-pyridin-2-yl, pyrimidin-2-yl, 5-fluoro-pyrimidin-2-yl, 5-methoxy-pyrimidin-2-yl, 4-methoxy-pyrimidin-2-yl, 6-methoxy-pyrimidin-4-yl, 6-dimethylamino-pyrimidin-4-yl, pyrazin-2-yl, 6-methoxy-pyrazin-2-yl, 6-methoxy-pyridazin-3-yl, pyrazol-1-yl-methyl, 1H-imidazol-4-yl, 3H-[1,2,3]triazol-4-yl, 5-methyl-1H-imidazol-4-yl, 1,2-dimethyl-1H-imidazol-4-yl, 1,5-dimethyl-1H-imidazol-4-yl, 2,5-dimethyl-1H-imidazol-4-yl, 2-cyclopropyl-1H-imidazol-4-yl, 2-cyclopropyl-1-methyl-1H-imidazol-4-yl, oxazol-2-yl, 4,5-dimethyloxazol-2-yl, or pyridin-2-yl);

- and (**R⁴**)_n represents one or two optional substituents (i.e. **n** represents the integer 0, 1, or 2) independently selected from

➤ (C₁₋₆)alkyl (especially methyl, ethyl, n-propyl, isopropyl, n-butyl, isobutyl, 1-methyl-propan-1-yl, tert.-butyl, 3-methyl-butyl);

➤ (C₁₋₄)alkoxy (especially methoxy, ethoxy, n-propoxy, isopropoxy, n-butoxy, isobutoxy);

➤ (C₁₋₃)fluoroalkyl (especially trifluoromethyl);

➤ (C₁₋₃)fluoroalkoxy (especially difluoromethoxy, trifluoromethoxy, 2,2,2-trifluoroethoxy);

➤ halogen (especially fluoro or chloro);

➤ (C₃₋₆)cycloalkyl (especially cyclopropyl);

➤ (C₃₋₆)cycloalkyl-oxy (especially cyclobutyl-oxy, cyclopentyl-oxy);

➤ hydroxy;

➤ nitro;

➤ -(CH₂)_m-NR^{N1}R^{N2}, wherein **m** represents the integer 0 or 1 (especially 0); and wherein **R^{N1}** and **R^{N2}** independently represent hydrogen, (C₁₋₄)alkyl, (C₁₋₄)alkoxy-(C₂₋₄)alkyl, (C₃₋₆)cycloalkyl, (C₂₋₃)fluoroalkyl (especially 2,2,2-trifluoro-ethyl), -or -SO₂-(C₁₋₄)alkyl; or **R^{N1}** and **R^{N2}** together with the nitrogen to which they are attached form a 5- or 6-membered saturated ring optionally containing one ring oxygen or ring sulfur atom, wherein said ring is unsubstituted, or mono-substituted with oxo on a ring carbon atom, or disubstituted with oxo on a ring sulfur atom; (especially such group -(CH₂)_m-NR^{N1}R^{N2} represents amino, methylamino, ethylamino, propylamino, -NH-SO₂-methyl, -NH-SO₂-ethyl, or (2,2,2-trifluoro-ethyl)-amino; or pyrrolidin-1-yl);

➤ -S-R^{S2} wherein **R^{S2}** represents (C₁₋₄)alkyl (especially methyl, ethyl, n-propyl, isopropyl, isobutyl), (C₃₋₆)cycloalkyl (especially cyclobutyl), or 2-fluoro-vinyl; or

> phenyl-oxy, wherein the phenyl is optionally mono-substituted with halogen (especially 4-fluorophenoxy);

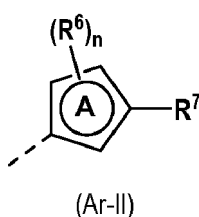
[wherein especially (**R⁴**)_n is absent, or (**R⁴**)_n represents one or two substituents, wherein one of said substituents is as defined above, and the other, if present, is fluoro or chloro];

- or **R⁵** represents hydrogen, and (**R⁴**)_n represents one or two substituents (i.e. n represents the integer 1 or 2), wherein

➤ one of said substituents is selected from 1H-pyrazol-1-yl, and -X¹-COOH, wherein **X¹** represents a direct bond, (C₁₋₃)alkylene (especially -CH₂-, -CH₂-CH₂-), or -O-(C₁₋₃)alkylene-* (especially -O-CH₂-, -O-CH₂-CH₂-*), wherein the asterisks indicate the bond that is linked to the -COOH group [wherein in particular such group -X¹-COOH represents -COOH, -CH₂-COOH, -CH₂-CH₂-COOH, -O-CH₂-CH₂-COOH];

➤ and the other of said substituents, if present, is selected from (C₁₋₄)alkoxy (especially methoxy, ethoxy, n-propoxy); and -S-(C₁₋₄)alkyl (especially -S-methyl, -S-ethyl, -S-n-propyl);

- or **Ar¹** represents a 5-membered heteroaryl group of the structure (Ar-II):



wherein in (Ar-II) the ring A represents a 5-membered heteroaryl ring (wherein it is well understood that in (Ar-II) the substituent **R⁷** is attached in meta-position with respect to the point of attachment of the rest of the molecule) (notably a thiophenyl or a thiazolyl ring; especially thiophen-2-yl wherein **R⁷** is attached in position 5, or thiophen-2-yl wherein **R⁷** is attached in position 4; or thiazol-2-yl wherein **R⁷** is attached in position 5); wherein

- **R⁷** represents

➤ (C₁₋₄)alkoxy (especially methoxy);

➤ (C₁₋₃)fluoroalkyl, wherein said (C₁₋₃)fluoroalkyl is optionally substituted with hydroxy (especially 2,2,2-trifluoro-1-hydroxy-ethyl);

➤ (C₃₋₆)cycloalkyl, wherein said (C₃₋₆)cycloalkyl is unsubstituted or mono-substituted with amino (especially 1-amino-cyclopropyl);

➤ (C₄₋₆)cycloalkyl containing a ring oxygen atom, wherein said (C₄₋₆)cycloalkyl containing a ring oxygen atom is unsubstituted or mono-substituted with fluoro, hydroxy, or methoxy (especially 3-fluoro-oxetan-3-yl, 3-hydroxy-oxetan-3-yl, 3-methoxy-oxetan-3-yl);

➤ hydroxy;

➤ 2,2,2-trifluoro-1,1-dihydroxy-ethyl;

➤ -X¹-CO-R⁰¹, wherein

➤ X¹ represents a direct bond, (C₁₋₃)alkylene (especially -CH₂-, -CH₂-CH₂-), -O-(C₁₋₃)alkylene-* (especially -O-CH₂-, -O-CH(CH₃)-, -O-CH₂-CH₂-), -NH-(C₁₋₃)alkylene-* (especially -NH-CH₂-, -NH-CH(CH₃)-), -S-CH₂-, -CF₂-, -CH=CH-, -C≡C-, -NH-CO-, -CO-, or (C₃₋₅)cycloalkylene; wherein the asterisks indicate the bond that is linked to the -CO-R⁰¹ group; and

➤ R⁰¹ represents

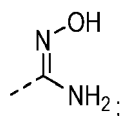
- -OH;
- -O-(C₁₋₄)alkyl (especially ethoxy, methoxy);
- -NH-SO₂-R^{S3} wherein R^{S3} represents (C₁₋₄)alkyl, (C₃₋₆)cycloalkyl wherein the (C₃₋₆)cycloalkyl optionally contains a ring oxygen atom, (C₃₋₆)cycloalkyl-(C₁₋₃)alkylene wherein the (C₃₋₆)cycloalkyl optionally contains a ring oxygen atom, (C₁₋₃)fluoroalkyl, phenyl, or -NH₂;
- -O-phenyl;
- -O-CH₂-CO-R⁰⁴, wherein R⁰⁴ represents hydroxy, or (C₁₋₄)alkoxy, or -N[(C₁₋₄)alkyl]₂;
- -O-CH₂-O-CO-R⁰⁵, wherein R⁰⁵ represents (C₁₋₄)alkyl or (C₁₋₄)alkoxy; or
- -O-CH₂-CH₂-N[(C₁₋₄)alkyl]₂ (especially -O-CH₂-CH₂-N(CH₃)₂);
- (5-methyl-2-oxo-[1,3]dioxol-4-yl)-methyloxy;

[wherein in particular, such group -X¹-CO-R⁰¹ represents -COOH, -CO-O-C₂H₅, -O-CH₂-COOH, -NH-CH₂-COOH, -CO-NH-SO₂-CH₃, -CO-NH-SO₂-C(CH₃)₂, -CO-NH-SO₂-cyclopropyl, -CO-NH-SO₂-phenyl, -CO-O-CH₃, -CO-NH-SO₂-ethyl, -CO-NH-SO₂-NH₂, -CO-O-CH₂-COOH, -CO-O-CH₂-CH₂-N(CH₃)₂, -CO-O-CH₂-CO-N(CH₃)₂, -CO-O-CH₂-O-CO-O-ethyl, -CO-O-CH₂-O-CO-propyl, (5-methyl-2-oxo-[1,3]dioxol-4-yl)-methyl-O-CO-, -CH₂-COOH, -CH₂-CO-O-ethyl, -CH₂-CH₂-COOH, -CF₂-COOH, -CH=CH-COOH, -NH-CO-COOH, -CO-COOH, -O-CH₂-CH₂-COOH, -O-CH(CH₃)-COOH, -NH-CH(CH₃)-COOH, -NH-CH₂-CO-O-CH₃, -COO-phenyl, 1-carboxy-cyclopropan-1-yl, 1-carboxy-cyclopentan-1-yl];

➤ -CO-CH₂-CN;

➤ -CO-CH₂-OH;

➤ -CO-H;



➤ 2-hydroxy-3,4-dioxo-cyclobut-1-enyl;

➤ hydroxy-(C₁₋₄)alkyl (especially hydroxymethyl, 1-hydroxy-ethyl);

➤ dihydroxy-(C₂₋₄)alkyl (especially 1,2-dihydroxyethyl);

➤ hydroxy-(C₂₋₄)alkoxy (especially 2-hydroxy-ethoxy);

➤ (C₁₋₄)alkoxy-(C₂₋₄)alkoxy (especially 2-methoxy-ethoxy);

➤ -NR^{N1}R^{N2}, wherein

■ R^{N1} and R^{N2} independently represent hydrogen, (C₁₋₄)alkyl, (C₁₋₄)alkoxy-(C₂₋₄)alkyl, (C₃₋₆)cycloalkyl, (C₂₋₃)fluoroalkyl, -or -SO₂-(C₁₋₄)alkyl (wherein preferably at least one of R^{N1} and R^{N2} represents hydrogen);

■ or R^{N1} independently represents hydrogen or (C₁₋₄)alkyl, and R^{N2} independently represents -CO-H, -CO-(C₁₋₃)alkyl, -CO-(C₁₋₃)alkylene-OH, or -CO-O-(C₁₋₃)alkyl;

■ or R^{N1} and R^{N2} together with the nitrogen to which they are attached form a 4-, 5- or 6-membered saturated ring optionally containing one ring oxygen or ring sulfur atom, wherein said ring is unsubstituted, or mono-substituted with oxo on a ring carbon atom, or disubstituted with oxo on a ring sulfur atom;

(especially such group -NR^{N1}R^{N2} represents amino, methylamino, ethylamino, propylamino, -NH-SO₂-methyl, -NH-SO₂-ethyl, or (2,2,2-trifluoro-ethyl)-amino; or -CH₂-NH-SO₂-methyl; or -NH-CO-H, -N(C₂H₅)-CO-H, -NH-CO-C₂H₅, -NH-CO-CH₂-CH₂-OH, -NH-CO-O-CH₃, -N(CH₃)-CO-O-CH₃; or pyrrolidin-1-yl, 2-oxo-pyrrolidin-1-yl, 1,1-dioxo-isothiazolidin-2-yl, morpholin-4-yl, azetidin-1-yl, or piperidin-1-yl);

➤ -CO-NR^{N3}R^{N4} wherein R^{N3} and R^{N4} independently represent hydrogen, (C₁₋₄)alkyl, hydroxy-(C₂₋₄)alkyl, (C₁₋₃)alkoxy-(C₂₋₄)alkyl, dimethylamino-(C₂₋₄)alkyl, (C₁₋₄)alkoxy, hydroxy-(C₂₋₄)alkoxy, benzyloxy, or hydroxy (wherein preferably at least one of R^{N3} and R^{N4} represents hydrogen; and wherein particular examples of such group -CO-NR^{N3}R^{N4} are -CO-NH₂, -CO-NH(CH₃), -CO-NH(C₂H₅), -CO-NH-O-methyl, -CO-NH-O-ethyl, -CO-NH-O-isopropyl, -CO-NH-C₂H₄-OH, -CO-NH-C₂H₄-OCH₃, -CO-NH-O-C₂H₄-OH, -CO-NH-C₂H₄-N(CH₃)₂, -CO-NH-O-benzyl, or -CO-N(CH₃)₂, -CO-NH-isopropyl, or -CO-NH-OH);

➤ -NH-CO-NR^{N5}R^{N6} wherein R^{N5} and R^{N6} independently represent hydrogen or (C₁₋₄)alkyl (especially such group represents -NH-CO-NH₂, -NH-CO-NH-C₂H₅);

➤ -SO₂-R^{S1} wherein R^{S1} represents hydroxy, (C₁₋₄)alkyl (especially methyl), or -NR^{N7}R^{N8} wherein R^{N7} and R^{N8} independently represent hydrogen or (C₁₋₃)alkyl (especially such group represents -SO₂-CH₃, -SO₂-NH₂, -SO₂-OH, -SO₂-NH-CH₃);

➤ 5-oxo-4,5-dihydro-[1,2,4]oxadiazol-3-yl (encompassing its tautomeric form 5-hydroxy-[1,2,4]oxadiazol-3-yl), or 3-oxo-2,3-dihydro-[1,2,4]oxadiazol-5-yl (encompassing its tautomeric form 3-hydroxy-[1,2,4]oxadiazol-5-yl);

➤ HET, wherein HET represents a 5- or 6-membered heteroaryl (especially oxazolyl, isoxazolyl, oxadiazolyl, thiazolyl, isothiazolyl, thiadiazolyl, imidazolyl, pyrazolyl, triazolyl, tetrazolyl, pyridinyl, pyrimidinyl, pyridazinyl, or pyrazinyl, notably tetrazolyl, or isoxazolyl), wherein said 5- or 6-membered heteroaryl is unsubstituted, or mono- or disubstituted, wherein the substituents are independently selected from (C₁₋₄)alkyl (especially methyl), (C₁₋₄)alkoxy (especially methoxy), -COOH, hydroxy, fluoro, 2-amino-2-oxo-ethyl, 2-carboxy-ethyl, (C₃₋₅)cycloalkyl (especially cyclopropyl), or -NR^{N9}R^{N10} wherein R^{N9} and R^{N10} independently represent hydrogen or (C₁₋₃)alkyl (especially amino, dimethylamino); (especially such group HET is 1H-tetrazol-5-yl, 1H-pyrazol-1-yl, 1H-pyrazol-3-yl, 3-methyl-pyrazol-1-yl, 1-methyl-1H-pyrazol-3-yl, 5-methyl-1H-pyrazol-3-yl, 3,5-dimethyl-pyrazol-1-yl, 4-carboxy-1H-pyrazol-3-yl, 1H-imidazol-2-yl, 1H-imidazol-4-yl, 3-methyl-3H-imidazol-4-yl, 2-methyl-1H-imidazol-4-yl, 1,5-dimethyl-1H-imidazol-2-yl, [1,2,4]oxadiazol-5-yl, 5-methyl-[1,2,4]oxadiazol-3-yl, 3-methyl-[1,2,4]oxadiazol-5-yl, 5-methyl-[1,3,4]oxadiazol-2-yl, isothiazol-5-yl, thiazol-2-yl, thiazol-4-yl, 4-methyl-thiazol-2-yl, 2-methyl-thiazol-4-yl, 2-amino-5-methyl-thiazol-4-yl, 4,5-dimethyl-thiazol-2-yl, 4-carboxy-thiazol-2-yl, 2-carboxy-thiazol-4-yl, 2-hydroxy-thiazol-4-yl, 2-amino-2-oxoethyl)thiazol-4-yl, isoxazol-3-yl, isoxazol-5-yl, 3-amino-isoxazol-5-yl, 3-hydroxy-isoxazol-5-yl, 3-methyl-isoxazol-5-yl, 4-methyl-isoxazol-5-yl, 4-carboxy-3-methyl-isoxazol-5-yl, oxazol-5-yl, 2-amino-oxazol-5-yl, 2-methyl-oxazol-5-yl, 2-(2-carboxyethyl)-oxazol-5-yl, 2-(2-carboxyethyl)-4-methyl-oxazol-5-yl, 5-amino-[1,3,4]thiadiazol-2-yl, 5-methylamino-[1,3,4]thiadiazol-2-yl, 4H-[1,2,4]triazol-3-yl, 1H-[1,2,4]triazol-1-yl, 2-methyl-2H-[1,2,4]triazol-3-yl, pyridin-2-yl, 4-fluoro-pyridin-2-yl, pyrimidin-2-yl, 5-fluoro-pyrimidin-2-yl, 5-methoxy-pyrimidin-2-yl, 4-methoxy-pyrimidin-2-yl, 6-methoxy-pyrimidin-4-yl, 6-dimethyl-amino-pyrimidin-4-yl, pyrazin-2-yl, 6-methoxy-pyrazin-2-yl, 6-methoxy-pyridazin-3-yl, pyrazol-1-yl-methyl, 1H-imidazol-4-yl, 3H-[1,2,3]triazol-4-yl, 5-methyl-1H-imidazol-4-yl, 1,2-dimethyl-1 H-imidazol-4-yl, 1,5-dimethyl-1 H-imidazol-4-yl, 2,5-dimethyl-1H-imidazol-4-yl, 2-cyclopropyl-1H-imidazol-4-yl, 2-cyclopropyl-1-methyl-1H-imidazol-4-yl, oxazol-2-yl,

4,5-dimethyl-oxazol-2-yl, or pyridin-2-yl; notably **HET** is 1H-tetrazol-5-yl or 3-hydroxy-isoxazol-5-yl);

- and $(R^6)_n$ represents one optional substituent (i.e. n represents the integer 0, or 1) independently selected from

➤ (C_{1-6}) alkyl (especially methyl, ethyl, n-propyl, isopropyl, n-butyl, isobutyl, 1-methyl-propan-1-yl, tert.-butyl, 3-methyl-butyl);

➤ (C_{1-4}) alkoxy (especially methoxy, ethoxy, n-propoxy, isopropoxy, n-butoxy, isobutoxy);

➤ (C_{1-3}) fluoroalkyl (especially trifluoromethyl);

➤ (C_{1-3}) fluoroalkoxy (especially difluoromethoxy, trifluoromethoxy, 2,2,2-trifluoroethoxy);

➤ halogen (especially fluoro or chloro);

➤ (C_{3-6}) cycloalkyl (especially cyclopropyl);

➤ (C_{3-6}) cycloalkyl-oxy (especially cyclobutyl-oxy, cyclopentyl-oxy);

➤ hydroxy;

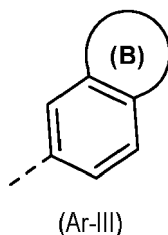
➤ pyridinyl;

➤ $-(CH_2)_m-NR^{N1}R^{N2}$, wherein **m** represents the integer 0 or 1 (especially 0); and wherein **R^{N1}** and **R^{N2}** independently represent hydrogen, (C_{1-4}) alkyl, (C_{1-4}) alkoxy- (C_{2-4}) alkyl, (C_{3-6}) cycloalkyl, (C_{2-3}) fluoroalkyl (especially 2,2,2-trifluoro-ethyl), -or $-SO_2-(C_{1-4})$ alkyl; or **R^{N1}** and **R^{N2}** together with the nitrogen to which they are attached form a 5- or 6-membered saturated ring optionally containing one ring oxygen or ring sulfur atom, wherein said ring is unsubstituted, or mono-substituted with oxo on a ring carbon atom, or disubstituted with oxo on a ring sulfur atom; (especially such group $-(CH_2)_m-NR^{N1}R^{N2}$ represents amino, methylamino, ethylamino, propylamino, -NH-SO₂-methyl, -NH-SO₂-ethyl, or (2,2,2-trifluoro-ethyl)-amino; or pyrrolidin-1-yl); and

➤ -S-**R^{S2}** wherein **R^{S2}** represents (C_{1-4}) alkyl (especially methyl, ethyl, n-propyl, isopropyl, isobutyl), (C_{3-6}) cycloalkyl (especially cyclobutyl), or 2-fluoro-vinyl;

[wherein, if present, such substituent **R⁶** is especially attached in the other meta-position with respect to the point of attachment of the rest of the molecule, i.e. especially ring A represents thiophen-2-yl wherein **R⁷** is attached in position 5 and **R⁶** is attached in position 4, or thiophen-2-yl wherein **R⁷** is attached in position 4 and **R⁶** is attached in position 5; or thiazol-2-yl wherein **R⁷** is attached in position 5 and **R⁶** is attached in position 4)];

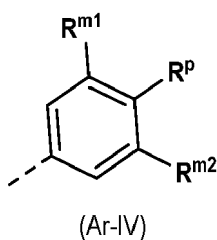
- or **Ar¹** represents 9- or 10-membered bicyclic heteroaryl (especially indazolyl, benzoimidazolyl, indolyl, benzotriazolyl, benzooxazolyl, quinoxalyl, isoquinolyl, quinolyl, pyrrolopyridinyl, or imidazopyridinyl); wherein said 9- or 10-membered bicyclic heteroaryl independently is unsubstituted, mono-, or di-substituted, wherein the substituents are independently selected from (C_{1-4}) alkyl (especially methyl); (C_{1-4}) alkoxy (especially methoxy); (C_{1-3}) fluoroalkyl (especially trifluoromethyl); (C_{1-3}) fluoroalkoxy (especially trifluoromethoxy); halogen; cyano; hydroxy, or $-(C_{0-3})$ alkylene-COOR^{O2} wherein **R^{O2}** represents hydrogen or (C_{1-4}) alkyl (especially methyl); (especially such 9- to 10-membered bicyclic heteroaryl is 1H-indazol-6-yl, 1-methyl-1H-indazol-6-yl, 3-methyl-1H-indazol-6-yl, 3-carboxy-1H-indazol-6-yl, 1H-benzoimidazol-5-yl, 2-methyl-1H-benzoimidazol-5-yl, 2-trifluoromethyl-1H-benzoimidazol-5-yl, 1H-indol-6-yl, 1H-indol-5-yl, 1-methyl-1H-indol-5-yl, 2-carboxy-1H-indol-5-yl, 7-carboxy-1H-indol-4-yl, 7-carboxy-1-methyl-1H-indol-4-yl, 1H-benzotriazol-5-yl, 2-methyl-benzooxazol-5-yl, 2-methyl-benzooxazol-6-yl, quinoxalin-6-yl, isoquinolin-7-yl, quinolin-6-yl, 1H-indol-2-yl, 1H-indol-3-yl, 1H-indol-4-yl, 1H-indazol-5-yl, 1H-pyrrolo[2,3-c]pyridin-3-yl, 1H-pyrrolo[2,3-b]pyridin-3-yl, 1H-pyrrolo[2,3-b]pyridin-5-yl, 1-methyl-1H-pyrrolo[2,3-b]pyridin-5-yl, imidazo[1,2-a]pyridin-6-yl, 3-methoxy-1H-indazol-6-yl, 6-methoxy-1H-indazol-5-yl, 5-carboxy-1H-indol-2-yl, 6-carboxy-1H-indol-2-yl, 5-(methoxycarbonyl)-1H-indol-2-yl, or 6-(methoxycarbonyl)-1H-indol-2-yl; preferably such 9- to 10-membered bicyclic heteroaryl is 1H-benzoimidazol-5-yl, 1H-indol-6-yl, 1H-indol-5-yl, 1H-indol-2-yl, 1H-indazol-5-yl, 5-carboxy-1H-indol-2-yl, 6-carboxy-1H-indol-2-yl, 5-(methoxycarbonyl)-1H-indol-2-yl, or 6-(methoxycarbonyl)-1H-indol-2-yl);
- or **Ar¹** represents a group of the structure (Ar-III):



wherein ring (B) represents a non-aromatic 5- or 6-membered ring fused to the phenyl group, wherein ring (B) comprises one or two heteroatoms independently selected from nitrogen and oxygen (notably such group (Ar-III) is 2,3-dihydro-benzofuranyl, 2,3-dihydro-1H-indolyl, 2,3-dihydro-benzo[1,4]dioxinyl, 2,3-dihydro-1H-indazolyl, 2,3-dihydro-1H-benzo[d]imidazolyl, 2,3-dihydrobenzo[d]isoxazolyl, 2,3-dihydro-isoindolyl, 2,3-dihydro-benzooxazolyl, 1,2,3,4-tetrahydro-quinazolinyl, 1,2,3,4-tetrahydro-isoquinolinyl, or 1,2,3,4-tetrahydro-phthalazinyl); wherein said ring (B) independently is unsubstituted, mono-, or di-substituted, wherein the substituents are independently selected from oxo, (C₁₋₆)alkyl (especially methyl, ethyl, propyl, butyl, isobutyl) and -(C₀₋₃)alkylene-COOR⁰³ wherein R⁰³ represents hydrogen or (C₁₋₃)alkyl (especially such group (Ar-III) is 2,3-dihydro-benzofuran-5-yl, 2,3-dihydro-1H-indol-5-yl, 2,3-dihydro-benzo[1,4]dioxin-6-yl, 3-oxo-2,3-dihydro-1H-indazol-5-yl, 3-oxo-2,3-dihydro-1H-indazol-6-yl, 2-oxo-2,3-dihydro-1H-benzo[d]imidazol-5-yl, 3-oxo-2,3-dihydro-benzo[d]isoxazol-6-yl, 2-oxo-1,3-dihydro-indol-5-yl, 1-oxo-2,3-dihydro-isoindol-5-yl, 3-methyl-1-oxo-2,3-dihydro-isoindol-5-yl, 3-ethyl-1-oxo-2,3-dihydro-isoindol-5-yl, 3-propyl-1-oxo-2,3-dihydro-isoindol-5-yl, 3-isobutyl-1-oxo-2,3-dihydro-isoindol-5-yl, 2-methyl-1-oxo-2,3-dihydro-isoindol-5-yl, 2-ethyl-1-oxo-2,3-dihydro-isoindol-5-yl, 1-oxo-2-propyl-2,3-dihydro-isoindol-5-yl, 2-isobutyl-1-oxo-2,3-dihydro-isoindol-5-yl, 2-oxo-2,3-dihydro-benzooxazol-6-yl, 3-methyl-2-oxo-2,3-dihydro-benzooxazol-5-yl, 1-methyl-3-oxo-2,3-dihydro-1H-indazol-6-yl, 2-methyl-3-oxo-2,3-dihydro-1H-indazol-6-yl, 1-(carboxymethyl)-3-oxo-2,3-dihydro-1H-indazol-6-yl, 2-oxo-1,2,3,4-tetrahydro-quinazolin-6-yl, 1-methyl-2-oxo-1,2,3,4-tetrahydro-quinazolin-7-yl, 1-oxo-1,2,3,4-tetrahydro-isoquinolin-6-yl, or 1,4-dioxo-1,2,3,4-tetrahydro-phthalazin-6-yl; preferably such group (Ar-III) is 2-oxo-2,3-dihydro-benzooxazol-6-yl, 3-methyl-2-oxo-2,3-dihydro-benzooxazol-5-yl, 1-methyl-3-oxo-2,3-dihydro-1H-indazol-6-yl, 2-oxo-1,2,3,4-tetrahydro-quinazolin-6-yl, 1-methyl-2-oxo-1,2,3,4-tetrahydro-quinazolin-7-yl, or 1-oxo-1,2,3,4-tetrahydro-isoquinolin-6-yl).

10) Another embodiment relates to compounds according to any one of embodiments 1) to 5), wherein Ar¹ represents

- a phenyl group of the structure (Ar-IV):



wherein

- R^p represents;
 - hydroxy;
 - -COOH;
 - -CO-CH₂-CN;
 - -CO-(C₁₋₄)alkoxy (especially -CO-O-ethyl);
 - -CO-NH-SO₂-R^{S3} wherein R^{S3} represents (C₁₋₄)alkyl, (C₃₋₆)cycloalkyl; (C₃₋₆)cycloalkyl-(C₁₋₃)alkyl; (C₁₋₃)fluoroalkyl, phenyl, or -NH₂ (especially R^{S3} represents (C₁₋₄)alkyl or cyclo-

propyl, in particular methyl, isopropyl, or cyclopropyl);

➤ $-X^1-CH_2-COOH$, wherein X^1 represents O, or NH (especially $-O-CH_2-COOH$, or $-NH-CH_2-COOH$);

➤ hydroxy- (C_{1-4}) alkyl (especially hydroxymethyl);

➤ $-CO-NR^{N3}R^{N4}$ wherein R^{N3} and R^{N4} independently represent hydrogen, (C_{1-4}) alkyl, hydroxy- (C_{2-4}) alkyl, (C_{1-3}) alkoxy- (C_{2-4}) alkyl, dimethylamino- (C_{2-4}) alkyl, (C_{1-4}) alkoxy, or hydroxy- (C_{2-4}) alkoxy (wherein preferably at least one of R^{N3} and R^{N4} represents hydrogen; and wherein particular examples of such group $-CO-NR^{N3}R^{N4}$ are $-CO-NH_2$, $-CO-NH(CH_3)$, $-CO-NH(C_2H_5)$, $-CO-NH-O-methyl$, $-CO-NH-O-ethyl$, $-CO-NH-O-isopropyl$, $-CO-NH-C_2H_4-OH$, $-CO-NH-O-C_2H_4-OH$, $-CO-NH-C_2H_4-OCH_3$, $-CO-NH-C_2H_4-N(CH_3)_2$);

➤ $-NH-CO-NR^{N5}R^{N6}$ wherein R^{N5} and R^{N6} independently represent hydrogen or (C_{1-4}) alkyl (especially such group is $-NH-CO-NH_2$, $-NH-CO-NH-C_2H_5$);

➤ $-SO_2-R^{S1}$ wherein R^{S1} represents hydroxy, (C_{1-4}) alkyl (especially methyl), or $-NR^{N7}R^{N8}$ wherein R^{N7} and R^{N8} independently represent hydrogen or (C_{1-3}) alkyl (especially such group is $-SO_2-CH_3$, $-SO_2-NH_2$, $-SO_2-OH$, $-SO_2-NH-CH_3$);

➤ 5-oxo-4,5-dihydro-[1,2,4]oxadiazol-3-yl;

➤ tetrazolyl (especially 1H-tetrazol-5-yl); or

➤ 5- or 6-membered heteroaryl selected from oxazolyl, isoxazolyl, oxadiazolyl, thiazolyl, isothiazolyl, thiadiazolyl, imidazolyl, pyrazolyl, triazolyl, pyridinyl, pyrimidinyl, pyridazinyl, or pyrazinyl; wherein said 5- or 6-membered heteroaryl is unsubstituted, or mono- or di-substituted, wherein the substituents are independently selected from (C_{1-3}) alkyl (especially methyl), (C_{1-3}) alkoxy (especially methoxy), $-COOH$, hydroxy, fluoro, 2-amino-2-oxo-ethyl, 2-carboxy-ethyl, or $-NR^{N9}R^{N10}$ wherein R^{N9} and R^{N10} independently represent hydrogen or (C_{1-3}) alkyl (especially amino, dimethylamino);

• R^{m1} represents

➤ hydrogen;

➤ (C_{1-6}) alkyl (especially methyl, ethyl, propyl, isobutyl, 1-methyl-propan-1-yl, tert.-butyl, 3-methyl-butyl); ➤ (C_{1-4}) alkoxy (especially methoxy, ethoxy, propoxy, isopropoxy, butoxy, isobutoxy);

➤ (C_{1-3}) fluoroalkyl (especially trifluoromethyl);

➤ (C_{1-3}) fluoroalkoxy (especially difluoromethoxy, trifluoromethoxy, 2,2,2-trifluoroethoxy);

➤ halogen (especially chloro, or fluoro);

➤ (C_{3-6}) cycloalkyl (especially cyclopropyl);

➤ (C_{3-6}) cycloalkyl-oxy (especially cyclobutyl-oxy, cyclopentyl-oxy);

➤ hydroxy;

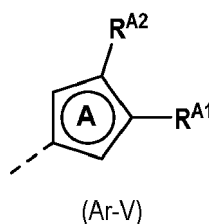
➤ $-(CH_2)_m-NR^{N1}R^{N2}$, wherein m represents the integer 0 or 1 (especially 0); and wherein R^{N1} and R^{N2} independently represent hydrogen, (C_{1-3}) alkyl (especially methyl, ethyl), or (C_{2-3}) fluoroalkyl (especially 2,2,2-trifluoro-ethyl); or R^{N1} and R^{N2} together with the nitrogen to which they are attached form a pyrrolidinyl ring (especially such group $-(CH_2)_m-NR^{N1}R^{N2}$ represents amino, methylamino, ethylamino, propylamino, or (2,2,2-trifluoro-ethyl)-amino; or pyrrolidin-1-yl); or

➤ $-S-R^{S2}$ wherein R^{S2} represents (C_{1-4}) alkyl (especially methyl, ethyl, n-propyl, isopropyl, isobutyl), or (C_{3-6}) cycloalkyl (especially cyclobutyl);

- and **R^{m2}** represents

- hydrogen; or
- (C₁₋₆)alkyl (especially methyl, ethyl);
- (C₁₋₃)alkoxy (especially methoxy, ethoxy); or
- halogen (especially chloro, or fluoro);

- or **Ar¹** represents a 5-membered heteroaryl group of the structure (Ar-V):



wherein in (Ar-V) the ring A represents a thiophenyl or a thiazolyl ring (especially thiophen-2-yl, or thiazol-2-yl); (wherein it is well understood that in (Ar-V) the substituent **R^{A1}** is attached in meta-position with respect to the point of attachment of the rest of the molecule, especially in case the ring A represents a thiophen-2-yl, in position 5 of such thiophen-2-yl)

wherein **R^{A1}** represents

- -COOH;
- tetrazolyl (especially 1H-tetrazol-5-yl);
- -CO-(C₁₋₄)alkoxy (especially -CO-O-ethyl);
- -CO-NH-SO₂-**R^{S3}** wherein **R^{S3}** represents (C₁₋₄)alkyl, (C₃₋₆)cycloalkyl; (C₃₋₆)cycloalkyl-(C₁₋₃)alkyl; (C₁₋₃)fluoroalkyl, phenyl, or -NH₂ (especially **R^{S3}** represents (C₁₋₄)alkyl or cyclopropyl, in particular methyl, isopropyl, or cyclopropyl);
- -X¹-CH₂-COOH, wherein **X¹** represents O, or NH (especially -O-CH₂-COOH, or -NH-CH₂-COOH); or
- -CO-N**R^{N3}****R^{N4}** wherein **R^{N3}** and **R^{N4}** independently represent hydrogen, (C₁₋₄)alkyl, hydroxy-(C₂₋₄)alkyl, or (C₁₋₃)alkoxy-(C₂₋₄)alkyl; (wherein preferably at least one of **R^{N3}** and **R^{N4}** represents hydrogen; and wherein particular examples of such group -CO-N**R^{N3}****R^{N4}** are -CO-NH(CH₃), -CO-NH(C₂H₅), -CO-NH-C₂H₄-OH, -CO-NH-C₂H₄-OCH₃);

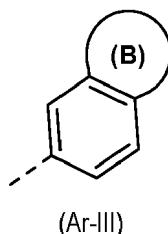
and **R^{A2}** represents

- hydrogen;
- (C₁₋₆)alkyl (especially methyl, ethyl);
- (C₁₋₄)alkoxy (especially ethoxy, propoxy, isopropoxy, butoxy);
- (C₁₋₃)fluoroalkyl (especially trifluoromethyl);
- halogen (especially fluoro or chloro); or
- hydroxy;

- or **Ar¹** represents 9- or 10-membered bicyclic heteroaryl selected from 1 H-indol-5-yl, 1H-indol-4-yl, 1H-indol-6-yl, indazol-6-yl, 1H-benzoimidazol-5-yl, 1H-benzotriazol-5-yl, quinoxalin-6-yl, isoquinolin-7-yl, and quinolin-6-yl; wherein said 9- or 10-membered bicyclic heteroaryl independently is unsubstituted, mono-, or di-substituted, wherein the substituents are independently selected from (C₁₋₄)alkyl (especially methyl)

or -COOH (especially such heteroaryl is 1H-indazol-6-yl, 1-methyl-1H-indazol-6-yl, 3-carboxy-1H-indazol-6-yl, 1H-benzimidazol-5-yl, 2-methyl-1H-benzimidazol-5-yl, 1H-indol-5-yl, 1-methyl-1H-indol-5-yl, 7-carboxy-1H-indol-4-yl, 1H-benzotriazol-5-yl, quinoxalin-6-yl, isoquinolin-7-yl, or quinolin-6-yl);

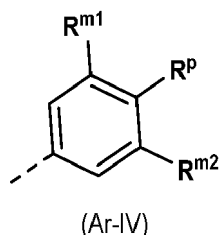
- or **Ar¹** represents a group of the structure (Ar-III):



wherein ring (B) represents a non-aromatic 5-membered ring fused to the phenyl group, wherein ring (B) comprises one or two nitrogen ring atoms; wherein said ring (B) independently is unsubstituted, mono-, or di-substituted, wherein the substituents are independently selected from oxo and (C₁₋₆)alkyl (especially methyl, ethyl, propyl, butyl, isobutyl) (especially such group (Ar-III) is 2,3-dihydro-1H-indol-5-yl, 3-oxo-2,3-dihydro-1H-indazol-6-yl, 2-oxo-1,3-dihydro-indol-5-yl, 1-oxo-2,3-dihydro-isoindol-5-yl, 3-methyl-1-oxo-2,3-dihydro-isoindol-5-yl, 3-ethyl-1-oxo-2,3-dihydro-isoindol-5-yl, 3-propyl-1-oxo-2,3-dihydro-isoindol-5-yl, 3-isobutyl-1-oxo-2,3-dihydro-isoindol-5-yl, 2-methyl-1-oxo-2,3-dihydro-isoindol-5-yl, 2-ethyl-1-oxo-2,3-dihydro-isoindol-5-yl, 1-oxo-2-propyl-2,3-dihydro-isoindol-5-yl).

11) Another embodiment relates to compounds according to any one of embodiments 1) to 5), wherein **Ar¹** represents

- a phenyl group of the structure (Ar-IV):



wherein

- R^p** represents;

➤ (C₄₋₆)cycloalkyl containing a ring oxygen atom, wherein said (C₄₋₆)cycloalkyl containing a ring oxygen atom is unsubstituted or mono-substituted with fluoro, hydroxy, or methoxy (especially 3-fluoro-oxetan-3-yl, 3-hydroxy-oxetan-3-yl, 3-methoxy-oxetan-3-yl);

➤ hydroxy;

➤ -X¹-CO-R⁰¹, wherein

➤ X¹ represents a direct bond, (C₁₋₃)alkylene (especially -CH₂-, -CH₂-CH₂-), -O-(C₁₋₃)alkylene-* (especially -O-CH₂*, -O-CH(CH₃)*, -O-CH₂-CH₂*), -NH-(C₁₋₃)alkylene-* (especially -NH-CH₂*, -NH-CH(CH₃)*), -S-CH₂*, -CF₂-, -CH=CH-, -C≡C-, -NH-CO*, -CO-, or (C₃₋₅)cycloalkylene; wherein the asterisks indicate the bond that is linked to the -CO-R⁰¹ group; and

➤ R⁰¹ represents

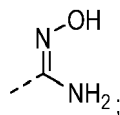
- -OH;
- -O-(C₁₋₄)alkyl (especially ethoxy, methoxy);

- -NH-SO₂-R^{S3} wherein R^{S3} represents (C₁₋₄)alkyl, (C₃₋₆)cycloalkyl wherein the (C₃₋₆)cycloalkyl optionally contains a ring oxygen atom, (C₃₋₆)cycloalkyl-(C₁₋₃)alkylene wherein the (C₃₋₆)cycloalkyl optionally contains a ring oxygen atom, (C₁₋₃)fluoroalkyl, phenyl, or -NH₂;
- -O-CH₂-CO-R^{O4}, wherein R^{O4} represents hydroxy, or (C₁₋₄)alkoxy, or -N[(C₁₋₄)alkyl]₂;
- -O-CH₂-O-CO-R^{O5}, wherein R^{O5} represents (C₁₋₄)alkyl or (C₁₋₄)alkoxy; or
- -O-CH₂-CH₂-N[(C₁₋₄)alkyl]₂ (especially -O-CH₂-CH₂-N(CH₃)₂);
- (5-methyl-2-oxo-[1,3]dioxol-4-yl)-methyloxy-;

[wherein in particular such group -X¹-CO-R^{O1} represents -COOH, -CO-O-C₂H₅, -O-CH₂-COOH, -NH-CH₂-COOH, -CO-NH-SO₂-CH₃, -CO-NH-SO₂-C(CH₃)₂, -CO-NH-SO₂-cyclopropyl, -CO-NH-SO₂-phenyl, -CO-O-CH₃, -CO-NH-SO₂-ethyl, -CO-NH-SO₂-NH₂, -CO-O-CH₂-COOH, -CO-O-CH₂-CH₂-N(CH₃)₂, -CO-O-CH₂-CO-N(CH₃)₂, -CO-O-CH₂-O-CO-O-ethyl, -CO-O-CH₂-O-CO-propyl, (5-methyl-2-oxo-[1,3]dioxol-4-yl)-methyl-O-CO-, -CH₂-COOH, -CH₂-CO-O-ethyl, -CH₂-CH₂-COOH, -CF₂-COOH, -CH=CH-COOH, -NH-CO-COOH, -CO-COOH, -O-CH₂-CH₂-COOH, -O-CH(CH₃)-COOH, -NH-CH(CH₃)-COOH, -NH-CH₂-CO-O-CH₃, -COO-phenyl, 1-carboxy-cyclopropan-1-yl, 1-carboxy-cyclopentan-1-yl];

➤ -CO-H;

➤



➤ 2-hydroxy-3,4-dioxo-cyclobut-1-enyl;

➤ -NR^{N1}R^{N2}, wherein

▪ R^{N1} independently represents hydrogen or (C₁₋₄)alkyl, and R^{N2} independently represents -CO-H, -CO-(C₁₋₃)alkyl, or -CO-(C₁₋₃)alkylene-OH;
(especially such group -(CH₂)_m-NR^{N1}R^{N2} represents -NH-CO-H, -N(C₂H₅)-CO-H, -NH-CO-C₂H₅, -NH-CO-CH₂-CH₂-OH, or -NH-CO-O-CH₃);

➤ -CO-NR^{N3}R^{N4} wherein R^{N3} and R^{N4} independently represent hydrogen, (C₁₋₄)alkyl, hydroxy-(C₂₋₄)alkyl, (C₁₋₃)alkoxy-(C₂₋₄)alkyl, or hydroxy (wherein preferably at least one of R^{N3} and R^{N4} represents hydrogen; and wherein particular examples of such group -CO-NR^{N3}R^{N4} are -CO-NH₂, -CO-NH(CH₃), -CO-NH(C₂H₅), -CO-NH-C₂H₄-OH, -CO-NH-C₂H₄-OCH₃, or -CO-N(CH₃)₂, -CO-NH-isopropyl, or -CO-NH-OH);

➤ -NH-CO-NR^{N5}R^{N6} wherein R^{N5} and R^{N6} independently represent hydrogen or (C₁₋₄)alkyl (especially such group represents -NH-CO-NH₂, -NH-CO-NH-C₂H₅);

➤ 5-oxo-4,5-dihydro-[1,2,4]oxadiazol-3-yl (encompassing its tautomeric form 5-hydroxy-[1,2,4]oxadiazol-3-yl), or 3-oxo-2,3-dihydro-[1,2,4]oxadiazol-5-yl (encompassing its tautomeric form 3-hydroxy-[1,2,4]oxadiazol-5-yl);

➤ HET, wherein HET represents a 5- or 6-membered heteroaryl (especially 5-membered heteroaryl selected from oxazolyl, isoxazolyl, oxadiazolyl, thiazolyl, isothiazolyl, thiadiazolyl, imidazolyl, pyrazolyl, triazolyl, and tetrazolyl; or 6-membered heteroaryl selected from pyridinyl, pyrimidinyl, pyridazinyl, and pyrazinyl), wherein said 5- or 6-membered heteroaryl is unsubstituted, or mono- or di-substituted, wherein the substituents are independently selected from (C₁₋₄)alkyl (especially methyl), (C₁₋₄)alkoxy (especially methoxy), -COOH, hydroxy, fluoro, 2-amino-2-oxo-ethyl, 2-carboxy-ethyl, (C₃₋₅)cycloalkyl (especially cyclopropyl), or -NR^{N9}R^{N10} wherein R^{N9} and R^{N10} independently represent hydrogen or (C₁₋₃)alkyl (especially amino, methylamino, dimethylamino) (especially the substituents are independently selected from (C₁₋₃)alkyl (especially methyl), and hydroxy); (in particular, such group HET is 1H-

tetrazol-5-yl, 1 H-pyrazol-1-yl, 1 H-pyrazol-3-yl, 3-methyl-pyrazol-1-yl, 1-methyl-1H-pyrazol-3-yl, 5-methyl-1 H-pyrazol-3-yl, 3,5-dimethyl-pyrazol-1-yl, 4-carboxy-1H-pyrazol-3-yl, 1H-imidazol-2-yl, 1H-imidazol-4-yl, 3-methyl-3H-imidazol-4-yl, 2-methyl-1 H-imidazol-4-yl, 1,5-dimethyl-1H-imidazol-2-yl, [1,2,4]oxadiazol-5-yl, 5-methyl-[1,2,4]oxadiazol-3-yl, 3-methyl-[1,2,4]oxadiazol-5-yl, 5-methyl-[1,3,4]oxadiazol-2-yl, isothiazol-5-yl, thiazol-2-yl, thiazol-4-yl, 4-methyl-thiazol-2-yl, 2-methyl-thiazol-4-yl, 2-amino-5-methyl-thiazol-4-yl, 4,5-dimethyl-thiazol-2-yl, 4-carboxy-thiazol-2-yl, 2-carboxy-thiazol-4-yl, 2-hydroxy-thiazol-4-yl, 2-amino-2-oxoethylthiazol-4-yl, isoxazol-3-yl, isoxazol-5-yl, 3-amino-isoxazol-5-yl, 3-hydroxy-isoxazol-5-yl, 3-methyl-isoxazol-5-yl, 4-methyl-isoxazol-5-yl, 4-carboxy-3-methyl-isoxazol-5-yl, oxazol-5-yl, 2-amino-oxazol-5-yl, 2-methyl-oxazol-5-yl, 2-(2-carboxyethyl)-oxazol-5-yl, 2-(2-carboxyethyl)-4-methyl-oxazol-5-yl, 5-amino-[1,3,4]thiadiazol-2-yl, 5-methylamino-[1,3,4]thiadiazol-2-yl, 4H-[1,2,4]triazol-3-yl, 1H-[1,2,4]triazol-1-yl, 2-methyl-2H-[1,2,4]triazol-3-yl, pyridin-2-yl, 4-fluoro-pyridin-2-yl, pyrimidin-2-yl, 5-fluoro-pyrimidin-2-yl, 5-methoxy-pyrimidin-2-yl, 4-methoxy-pyrimidin-2-yl, 6-methoxy-pyrimidin-4-yl, 6-dimethylamino-pyrimidin-4-yl, pyrazin-2-yl, 6-methoxy-pyrazin-2-yl, 6-methoxy-pyridazin-3-yl, pyrazol-1-yl-methyl, 1H-imidazol-4-yl, 3H-[1,2,3]triazol-4-yl, 5-methyl-1H-imidazol-4-yl, 1,2-dimethyl-1H-imidazol-4-yl, 1,5-dimethyl-1 H-imidazol-4-yl, 2,5-dimethyl-1H-imidazol-4-yl, 2-cyclopropyl-1 H-imidazol-4-yl, 2-cyclopropyl-1-methyl-1H-imidazol-4-yl, oxazol-2-yl, 4,5-dimethyl-oxazol-2-yl, or pyridin-2-yl; notably **HET** is 1H-tetrazol-5-yl, 3-hydroxy-isoxazol-5-yl, 1H-imidazol-4-yl, 5-methyl-1H-imidazol-4-yl, 2,5-dimethyl-1H-imidazol-4-yl);

- **R^{m1}** represents

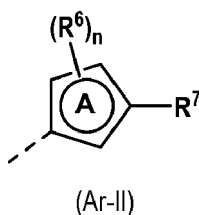
- (C₁₋₆)alkyl (especially methyl, ethyl, n-propyl, isopropyl, n-butyl, isobutyl);
- (C₁₋₄)alkoxy (especially methoxy, ethoxy, n-propoxy, isopropoxy, n-butoxy, isobutoxy);
- (C₁₋₃)fluoroalkyl (especially trifluoromethyl);
- (C₁₋₃)fluoroalkoxy (especially 2,2,2-trifluoroethoxy);
- halogen (especially fluoro or chloro);
- (C₃₋₆)cycloalkyl (especially cyclopropyl);
- (C₃₋₆)cycloalkyl-oxy (especially cyclobutyl-oxy, cyclopentyl-oxy);
- **-NR^{N1}R^{N2}**, wherein **R^{N1}** and **R^{N2}** independently represent hydrogen, (C₁₋₄)alkyl, or (C₃₋₆)cycloalkyl; (especially such group **-NR^{N1}R^{N2}** represents amino, methylamino, ethylamino, or propylamino); or
- **-S-R^{S2}** wherein **R^{S2}** represents (C₁₋₄)alkyl (especially methyl, ethyl, n-propyl, isopropyl, isobutyl), (C₃₋₆)cycloalkyl (especially cyclobutyl), or 2-fluoro-vinyl; and

- **R^{m2}** represents hydrogen, fluoro, or chloro;

- or **R^P** represents hydrogen;

R^{m1} represents 1H-pyrazol-1-yl; or **-X¹-COOH**, wherein **X¹** represents a direct bond, (C₁₋₃)alkylene (especially -CH₂-, -CH₂-CH₂-), or -O-(C₁₋₃)alkylene-* (especially -O-CH₂*, -O-CH₂-CH₂*), wherein the asterisks indicate the bond that is linked to the -COOH group [wherein in particular such group **-X¹-COOH** represents -COOH, -CH₂-COOH, -CH₂-CH₂-COOH, -O-CH₂-CH₂-COOH]; and **R^{m2}** represents hydrogen, (C₁₋₄)alkoxy (especially methoxy, ethoxy, n-propoxy); or -S-(C₁₋₄)alkyl (especially -S-methyl, -S-ethyl, -S-n-propyl);

- or **Ar¹** represents a 5-membered heteroaryl group of the structure (Ar-II):



wherein in (Ar-II) the ring A represents a thiophenyl or a thiazolyl ring (wherein it is well understood that in (Ar-II) the substituent R^7 is attached in meta-position with respect to the point of attachment of the rest of the molecule) (especially ring A represents thiophen-2-yl wherein R^7 is attached in position 5, or thiophen-2-yl wherein R^7 is attached in position 4; or thiazol-2-yl wherein R^7 is attached in position 5); wherein

• R^7 represents

➤ 3-hydroxy-oxetan-3-yl;

➤ hydroxy;

➤ 2,2,2-trifluoro-1,1-dihydroxy-ethyl;

➤ $-X^1-CO-R^{O1}$, wherein

➤ X^1 represents a direct bond, (C_{1-3}) alkylene (especially $-CH_2-$, $-CH_2-CH_2-$), $-O-(C_{1-3})$ alkylene- $*$ (especially $-O-CH_2-$, $-O-CH(CH_3)-$, $-O-CH_2-CH_2-$), $-NH-(C_{1-3})$ alkylene- $*$ (especially $-NH-CH_2-$, $-NH-CH(CH_3)-$), $-S-CH_2-$, $-CF_2-$, $-CH=CH-$, $-C\equiv C-$, $-NH-CO-$, $-CO-$, or (C_{3-5}) cycloalkylene; wherein the asterisks indicate the bond that is linked to the $-CO-R^{O1}$ group; and

➤ R^{O1} represents

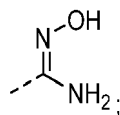
- $-OH$;
- $-O-(C_{1-4})$ alkyl (especially ethoxy, methoxy);
- $-NH-SO_2-R^{S3}$ wherein R^{S3} represents (C_{1-4}) alkyl, (C_{3-6}) cycloalkyl wherein the (C_{3-6}) cycloalkyl optionally contains a ring oxygen atom, (C_{3-6}) cycloalkyl- (C_{1-3}) alkylene wherein the (C_{3-6}) cycloalkyl optionally contains a ring oxygen atom, (C_{1-3}) fluoroalkyl, phenyl, or $-NH_2$;
- $-O$ -phenyl;
- $-O-CH_2-CO-R^{O4}$, wherein R^{O4} represents hydroxy, or (C_{1-4}) alkoxy, or $-N[(C_{1-4})alkyl]_2$;
- $-O-CH_2-O-CO-R^{O5}$, wherein R^{O5} represents (C_{1-4}) alkyl or (C_{1-4}) alkoxy; or
- $-O-CH_2-CH_2-N[(C_{1-4})alkyl]_2$ (especially $-O-CH_2-CH_2-N(CH_3)_2$);
- (5-methyl-2-oxo-[1,3]dioxol-4-yl)-methyloxy;

[wherein in particular, such group $-X^1-CO-R^{O1}$ represents $-COOH$, $-CO-O-C_2H_5$, $-O-CH_2-COOH$, $-NH-CH_2-COOH$, $-CO-NH-SO_2-CH_3$, $-CO-NH-SO_2-C(CH_3)_2$, $-CO-NH-SO_2$ -cyclopropyl, $-CO-NH-SO_2$ -phenyl, $-CO-O-CH_3$, $-CO-NH-SO_2$ -ethyl, $-CO-NH-SO_2-NH_2$, $-CO-O-CH_2-COOH$, $-CO-O-CH_2-CH_2-N(CH_3)_2$, $-CO-O-CH_2-CO-N(CH_3)_2$, $-CO-O-CH_2-O-CO-O$ -ethyl, $-CO-O-CH_2-O-CO$ -propyl, (5-methyl-2-oxo-[1,3]dioxol-4-yl)-methyl- $O-CO-$, $-CH_2-COOH$, $-CH_2-CO-O$ -ethyl, $-CH_2-CH_2-COOH$, $-CF_2-COOH$, $-CH=CH-COOH$, $-NH-CO-COOH$, $-CO-COOH$, $-O-CH_2-CH_2-COOH$, $-O-CH(CH_3)-COOH$, $-NH-CH(CH_3)-COOH$, $-NH-CH_2-CO-O-CH_3$, $-COO$ -phenyl, 1-carboxy-cyclopropan-1-yl, 1-carboxy-cyclopentan-1-yl];

➤ $-CO-CH_2-OH$;

➤ $-CO-H$;

➤



➤ hydroxy-(C₁₋₄)alkyl (especially hydroxymethyl, 1-hydroxy-ethyl);

➤ -NR^{N1}R^{N2}, wherein

- R^{N1} and R^{N2} independently represent hydrogen, (C₁₋₄)alkyl, or (C₃₋₆)cycloalkyl (wherein preferably at least one of R^{N1} and R^{N2} represents hydrogen);
- or R^{N1} independently represents hydrogen or (C₁₋₄)alkyl, and R^{N2} independently represents -CO-H, -CO-(C₁₋₃)alkyl, or -CO-(C₁₋₃)alkylene-OH: (especially such group -NR^{N1}R^{N2} represents amino, methylamino, ethylamino, propylamino, or -NH-CO-H, -N(C₂H₅)-CO-H, -NH-CO-C₂H₅, -NH-CO-CH₂-CH₂-OH, or -NH-CO-O-CH₃);

➤ -CO-NR^{N3}R^{N4} wherein R^{N3} and R^{N4} independently represent hydrogen, (C₁₋₄)alkyl, hydroxy-(C₂₋₄)alkyl, (C₁₋₃)alkoxy-(C₂₋₄)alkyl, dimethylamino-(C₂₋₄)alkyl, (C₁₋₄)alkoxy, hydroxy-(C₂₋₄)alkoxy, benzyloxy, or hydroxy (wherein preferably at least one of R^{N3} and R^{N4} represents hydrogen; and wherein particular examples of such group -CO-NR^{N3}R^{N4} are -CO-NH₂, -CO-NH(CH₃), -CO-NH(C₂H₅), -CO-NH-O-methyl, -CO-NH-O-ethyl, -CO-NH-O-isopropyl, -CO-NH-C₂H₄-OH, -CO-NH-C₂H₄-OCH₃, -CO-NH-O-C₂H₄-OH, -CO-NH-C₂H₄-N(CH₃)₂, -CO-NH-O-benzyl, or -CO-N(CH₃)₂, -CO-NH-isopropyl, or -CO-NH-OH);

➤ -NH-CO-NR^{N5}R^{N6} wherein R^{N5} and R^{N6} independently represent hydrogen or (C₁₋₄)alkyl (especially such group represents -NH-CO-NH₂, -NH-CO-NH-C₂H₅);

➤ 5-oxo-4,5-dihydro-[1,2,4]oxadiazol-3-yl (encompassing its tautomeric form 5-hydroxy-[1,2,4]oxadiazol-3-yl), or 3-oxo-2,3-dihydro-[1,2,4]oxadiazol-5-yl (encompassing its tautomeric form 3-hydroxy-[1,2,4]oxadiazol-5-yl); or

➤ HET, wherein HET represents a 5- or 6-membered heteroaryl (especially 5-membered heteroaryl selected from oxazolyl, isoxazolyl, oxadiazolyl, thiazolyl, isothiazolyl, thiadiazolyl, imidazolyl, pyrazolyl, triazolyl, and tetrazolyl; or 6-membered heteroaryl selected from pyridinyl, pyrimidinyl, pyridazinyl, and pyrazinyl, notably tetrazolyl, imidazolyl, or isoxazolyl), wherein said 5- or 6-membered heteroaryl is unsubstituted, or mono- or di-substituted, wherein the substituents are independently selected from (C₁₋₄)alkyl (especially methyl), (C₁₋₄)alkoxy (especially methoxy), -COOH, hydroxy, fluoro, 2-amino-2-oxo-ethyl, 2-carboxy-ethyl, (C₃₋₅)cycloalkyl (especially cyclopropyl), or -NR^{N9}R^{N10} wherein R^{N9} and R^{N10} independently represent hydrogen or (C₁₋₃)alkyl (especially amino, dimethylamino) (especially the substituents are independently selected from (C₁₋₃)alkyl (especially methyl), and hydroxy); (in particular, such group HET is 1H-tetrazol-5-yl, 3-hydroxy-isoxazol-5-yl, 1H-imidazol-4-yl, 5-methyl-1H-imidazol-4-yl, or 2,5-dimethyl-1H-imidazol-4-yl; notably 1H-tetrazol-5-yl, or 3-hydroxy-isoxazol-5-yl);

• and (R⁶)_n represents one optional substituent (i.e. n represents the integer 0, or 1) independently selected from

➤ (C₁₋₆)alkyl (especially methyl, ethyl, n-propyl, isopropyl, n-butyl, isobutyl, 1-methyl-propan-1-yl, tert.-butyl, 3-methyl-butyl);

➤ (C₁₋₄)alkoxy (especially methoxy, ethoxy, n-propoxy, isopropoxy, n-butoxy);

➤ (C₁₋₃)fluoroalkyl (especially trifluoromethyl);

➤ (C₁₋₃)fluoroalkoxy (especially difluoromethoxy, trifluoromethoxy, 2,2,2-trifluoroethoxy);

➤ halogen (especially fluoro or chloro);

➤ (C₃₋₆)cycloalkyl (especially cyclopropyl);

➤ (C₃₋₆)cycloalkyl-oxy (especially cyclobutyl-oxy, cyclopentyl-oxy);

➤ hydroxy;

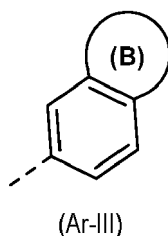
➤ pyridinyl; and

➤ -NR^{N1}R^{N2}, wherein R^{N1} and R^{N2} independently represent hydrogen, (C₁₋₄)alkyl, or (C₃₋₆)cycloalkyl;

(especially such group -NR^{N1}R^{N2} represents amino, methylamino, ethylamino, propylamino);

[wherein, if present, such substituent R⁶ is especially attached in the other meta-position with respect to the point of attachment of the rest of the molecule, i.e. especially ring A represents thiophen-2-yl wherein R⁷ is attached in position 5 and R⁶ is attached in position 4, or thiophen-2-yl wherein R⁷ is attached in position 4 and R⁶ is attached in position 5; or thiazol-2-yl wherein R⁷ is attached in position 5 and R⁶ is attached in position 4)];

- or Ar¹ represents 9- or 10-membered bicyclic heteroaryl (especially indazolyl, benzoimidazolyl, indolyl, benzotriazolyl, benzooxazolyl, quinoxalyl, isoquinolyl, quinolyl, pyrrolopyridinyl, or imidazopyridinyl); wherein said 9- or 10-membered bicyclic heteroaryl independently is unsubstituted, mono-, or di-substituted, wherein the substituents are independently selected from (C₁₋₄)alkyl (especially methyl); (C₁₋₄)alkoxy (especially methoxy); (C₁₋₃)fluoroalkyl (especially trifluoromethyl); (C₁₋₃)fluoroalkoxy (especially trifluoromethoxy); halogen; cyano; hydroxy, or -(C₀₋₃)alkylene-COOR^{O2} wherein R^{O2} represents hydrogen or (C₁₋₄)alkyl (especially methyl); (especially such 9- to 10-membered bicyclic heteroaryl is 1H-indazol-6-yl, 1-methyl-1H-indazol-6-yl, 3-methyl-1H-indazol-6-yl, 3-carboxy-1H-indazol-6-yl, 1H-benzoimidazol-5-yl, 2-methyl-1H-benzoimidazol-5-yl, 2-trifluoromethyl-1H-benzoimidazol-5-yl, 1H-indol-6-yl, 1H-indol-5-yl, 1-methyl-1H-indol-5-yl, 2-carboxy-1H-indol-5-yl, 7-carboxy-1H-indol-4-yl, 7-carboxy-1-methyl-1H-indol-4-yl, 1H-benzotriazol-5-yl, 2-methyl-benzooxazol-5-yl, 2-methyl-benzooxazol-6-yl, quinoxalin-6-yl, isoquinolin-7-yl, quinolin-6-yl, 1H-indol-2-yl, 1H-indol-3-yl, 1H-indol-4-yl, 1H-indazol-5-yl, 1H-pyrrolo[2,3-c]pyridin-3-yl, 1H-pyrrolo[2,3-b]pyridin-3-yl, 1H-pyrrolo[2,3-b]pyridin-5-yl, 1-methyl-1H-pyrrolo[2,3-b]pyridin-5-yl, imidazo[1,2-a]pyridin-6-yl, 3-methoxy-1H-indazol-6-yl, 6-methoxy-1H-indazol-5-yl, 5-carboxy-1H-indol-2-yl, 6-carboxy-1H-indol-2-yl, 5-(methoxycarbonyl)-1H-indol-2-yl, or 6-(methoxycarbonyl)-1H-indol-2-yl; preferably such 9- to 10-membered bicyclic heteroaryl is 1H-benzoimidazol-5-yl, 1H-indol-6-yl, 1H-indol-5-yl, 1H-indol-2-yl, 1H-indazol-5-yl, 5-carboxy-1H-indol-2-yl, 6-carboxy-1H-indol-2-yl, 5-(methoxycarbonyl)-1H-indol-2-yl, or 6-(methoxycarbonyl)-1H-indol-2-yl);
- or Ar¹ represents a group of the structure (Ar-III):



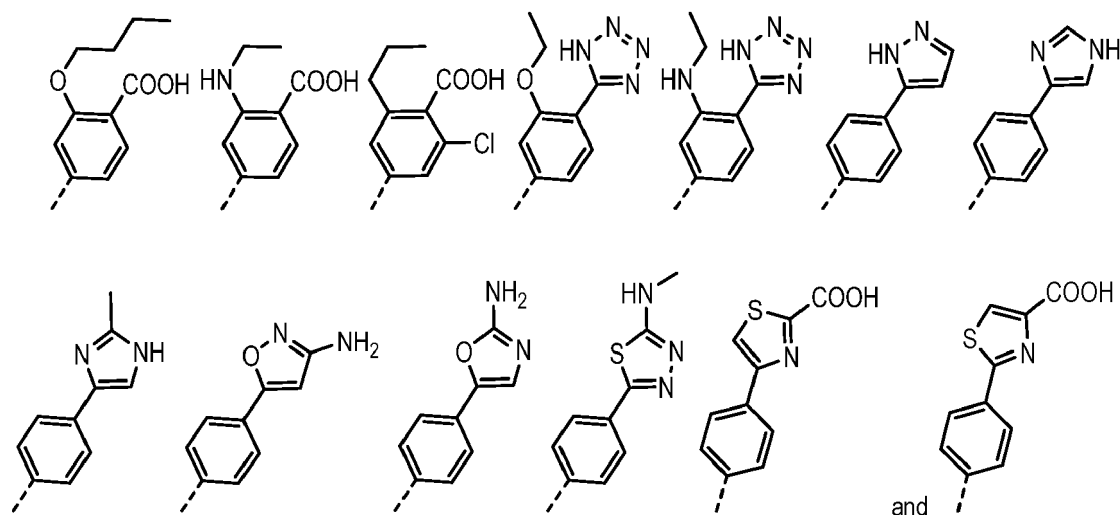
wherein ring (B) represents a non-aromatic 5- or 6-membered ring fused to the phenyl group, wherein ring (B) comprises one or two heteroatoms independently selected from nitrogen and oxygen (notably such group (Ar-III) is 2,3-dihydro-benzofuranyl, 2,3-dihydro-1H-indolyl, 2,3-dihydro-benzo[1,4]dioxinyl, 2,3-dihydro-1H-indazolyl, 2,3-dihydro-1H-benzo[d]imidazolyl, 2,3-dihydrobenzo[d]isoxazolyl, 2,3-dihydro-isoindolyl, 2,3-dihydro-benzooxazolyl, 1,2,3,4-tetrahydro-quinazolinyl, 1,2,3,4-tetrahydro-isoquinolyl, or 1,2,3,4-tetrahydro-phthalazinyl); wherein said ring (B) independently is unsubstituted, mono-, or di-substituted, wherein the substituents are independently selected from oxo, (C₁₋₆)alkyl (especially methyl, ethyl, propyl, butyl, isobutyl) and -(C₀₋₃)alkylene-COOR^{O3} wherein R^{O3} represents hydrogen or (C₁₋₃)alkyl (especially such group (Ar-III) is 2,3-dihydro-benzofuran-5-yl, 2,3-dihydro-1H-indol-5-yl, 2,3-dihydro-benzo[1,4]dioxin-6-yl, 3-oxo-2,3-dihydro-1H-indazol-5-yl, 3-oxo-2,3-dihydro-1H-indazol-6-yl, 2-oxo-2,3-dihydro-1H-benzo[d]imidazol-5-yl, 3-oxo-2,3-dihydrobenzo[d]isoxazol-6-yl, 2-oxo-1,3-dihydro-indol-5-yl, 1-oxo-2,3-dihydro-isoindol-5-yl, 3-methyl-1-oxo-2,3-dihydro-isoindol-5-yl, 3-ethyl-1-oxo-2,3-dihydro-isoindol-5-yl, 3-propyl-1-oxo-2,3-dihydro-isoindol-5-yl, 3-isobutyl-1-oxo-2,3-dihydro-isoindol-5-yl, 2-methyl-1-oxo-2,3-dihydro-isoindol-5-yl, 2-ethyl-1-oxo-2,3-dihydro-isoindol-5-yl, 1-oxo-2-propyl-2,3-dihydro-isoindol-5-yl, 2-isobutyl-1-oxo-2,3-dihydro-isoindol-5-yl, 2-oxo-2,3-dihydro-benzooxazol-6-yl, 3-methyl-2-oxo-2,3-dihydro-benzooxazol-5-yl, 1-methyl-3-oxo-2,3-dihydro-1H-indazol-6-yl, 2-methyl-3-oxo-2,3-dihydro-1H-indazol-6-yl, 1-(carboxymethyl)-3-oxo-2,3-dihydro-1H-indazol-6-yl, 2-oxo-

1,2,3,4-tetrahydro-quinazolin-6-yl, 1-methyl-2-oxo-1,2,3,4-tetrahydro-quinazolin-7-yl, 1-oxo-1,2,3,4-tetrahydro-isoquinolin-6-yl, or 1,4-dioxo-1,2,3,4-tetrahydro-phthalazin-6-yl; preferably such group (Ar-III) is 2-oxo-2,3-dihydro-benzooxazol-6-yl, 3-methyl-2-oxo-2,3-dihydro-benzooxazol-5-yl, 1-methyl-3-oxo-2,3-dihydro-1H-indazol-6-yl, 2-oxo-1,2,3,4-tetrahydro-quinazolin-6-yl, 1-methyl-2-oxo-1,2,3,4-tetrahydro-quinazolin-7-yl, or 1-oxo-1,2,3,4-tetrahydro-isoquinolin-6-yl).

12) Another embodiment relates to compounds according to any one of embodiments 1) to 5), wherein

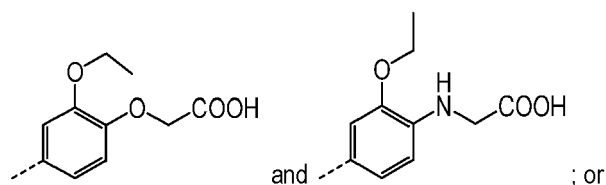
- **Ar¹** represents a phenyl group selected from:

a)

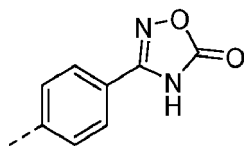


; or

b)

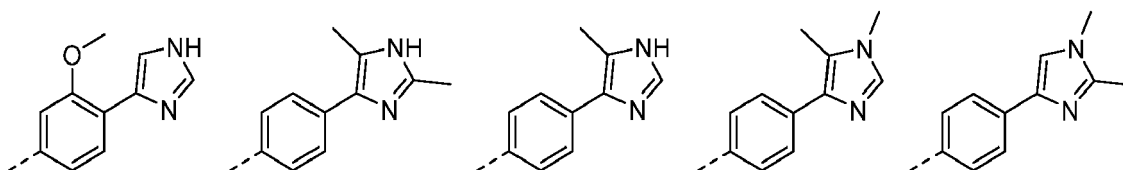


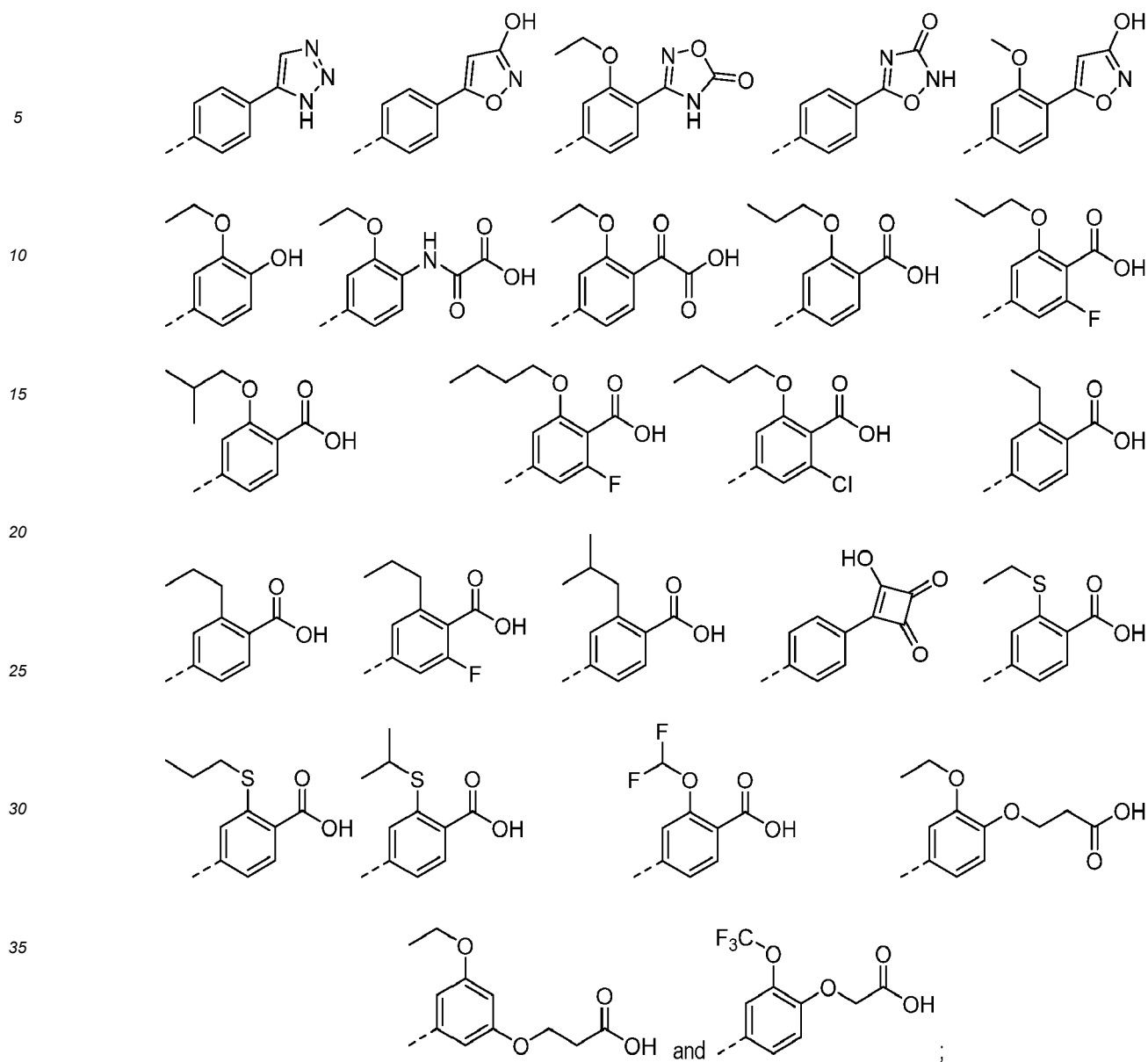
c)



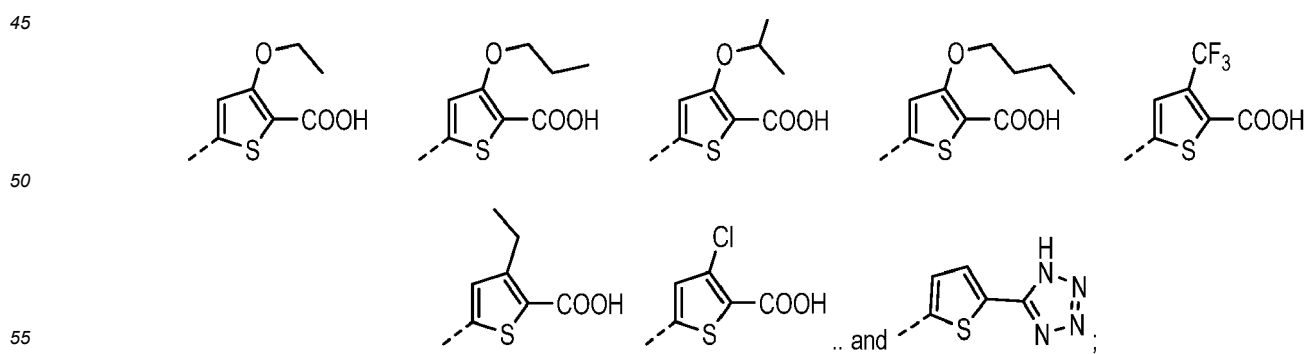
or

d)

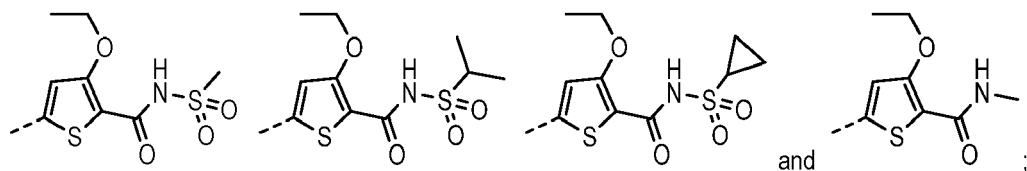




a)

or
b)

5

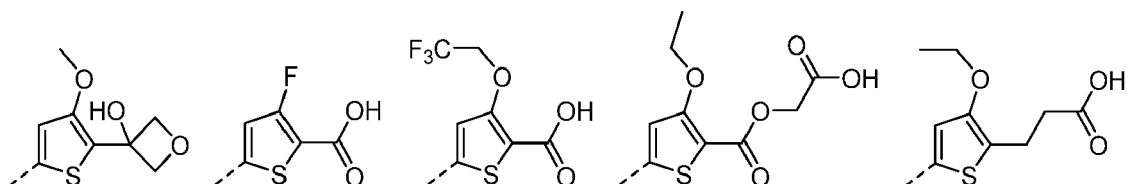


and

;

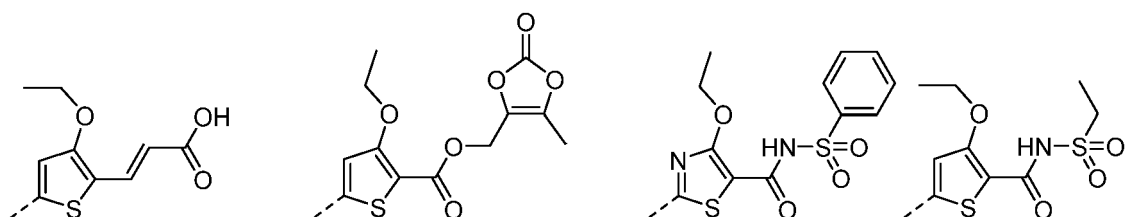
or
c)

10



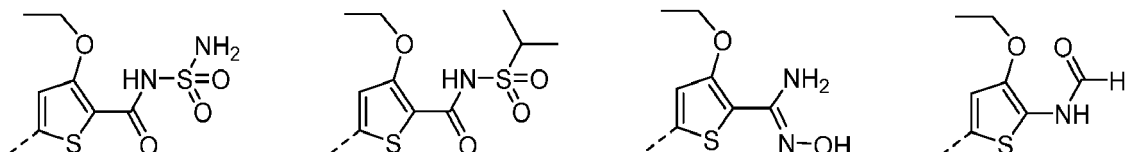
15

20

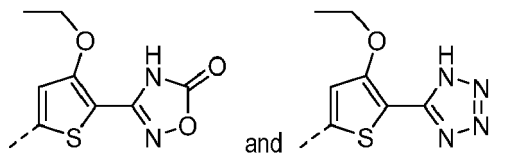


25

30



35



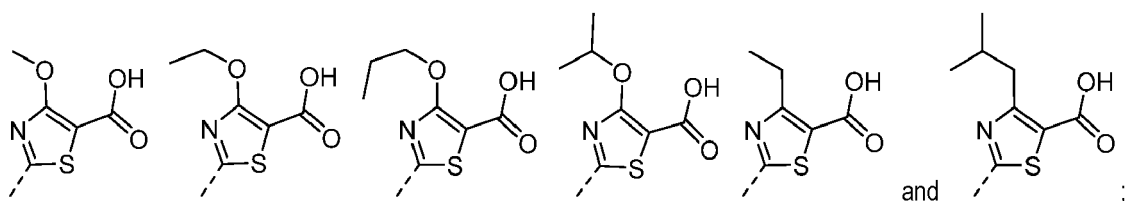
and

;

- or **Ar¹** represents a thiazoyl group selected from:

40

45



and

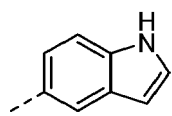
;

- or **Ar¹** represents 9- or 10-membered bicyclic heteroaryl selected from

50

a)

55



or
b)



- a)



25



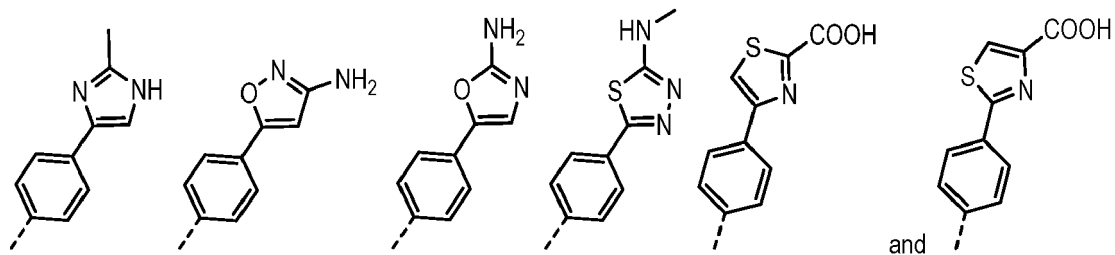
35



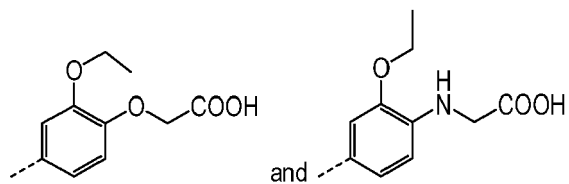
45

- a)

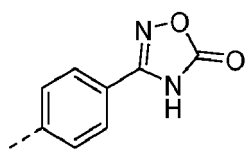




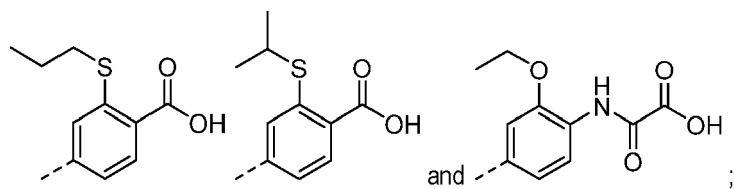
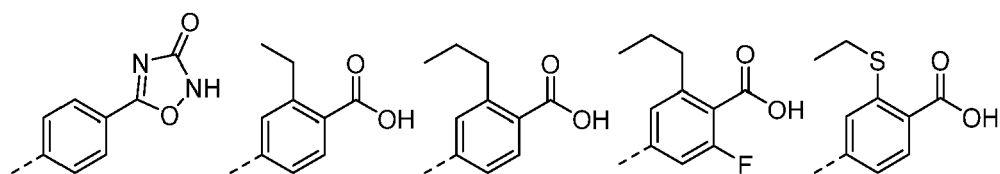
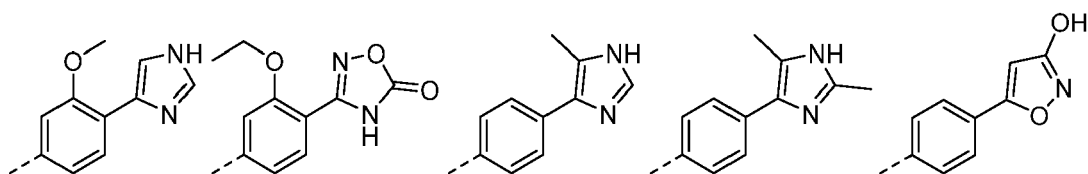
;or
b)



or
c)



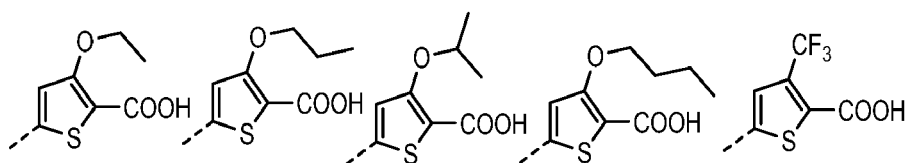
or
d)



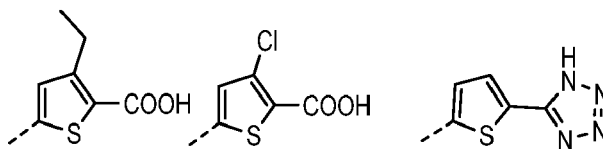
- or **Ar¹** represents a thiophenyl group selected from:

a)

5



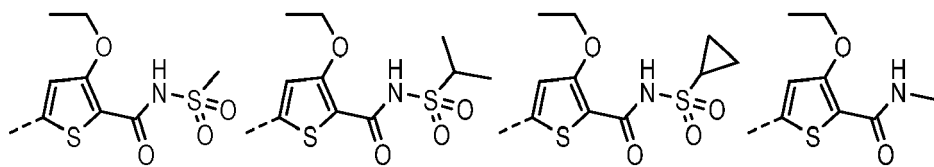
10



15

or
b)

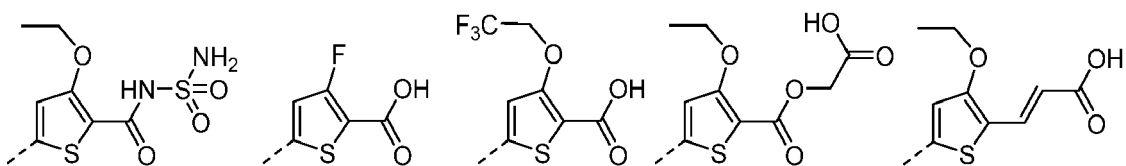
20



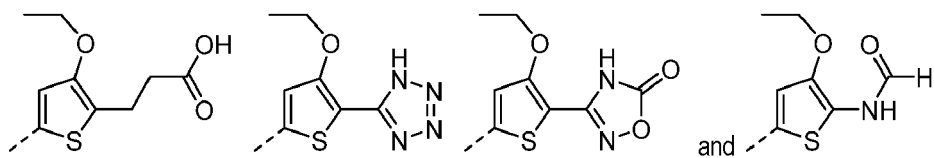
25

c)

30



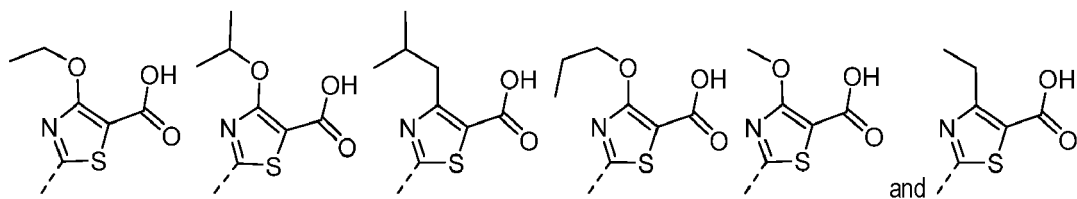
35



- or **Ar¹** represents a thiazoyl group selected from:

40

45

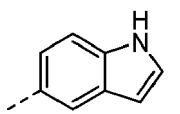


- or **Ar¹** represents 9- or 10-membered bicyclic heteroaryl selected from

50

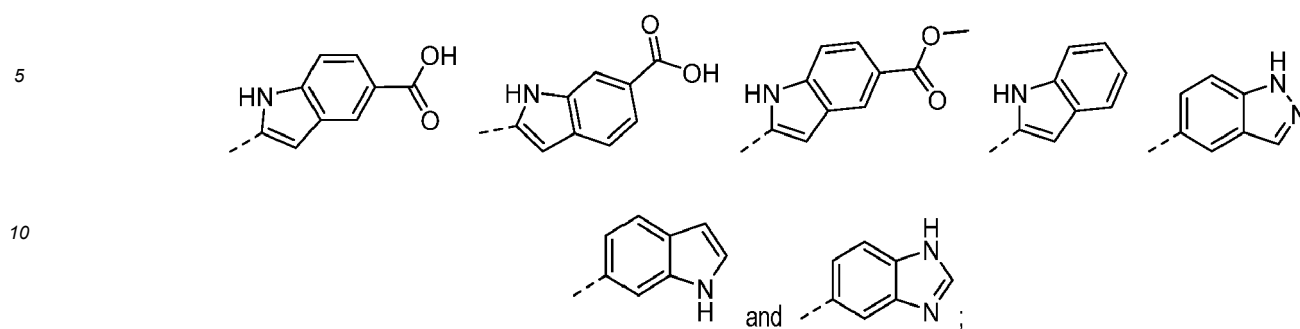
a)

55

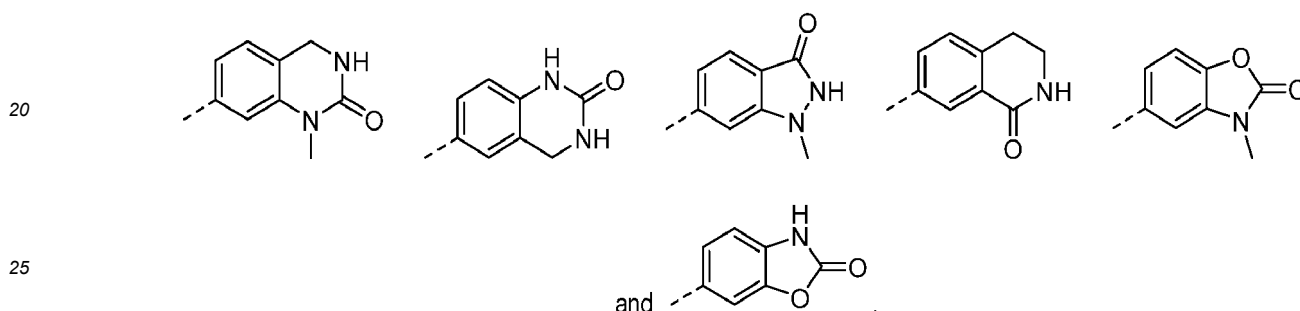


or

b)



- 15
- or **Ar¹** represents a group selected from:



14) Another embodiment relates to compounds according to any one of embodiments 1) to 13), wherein

- 30
- (**R¹**)_n represents:

➤ one, two or three optional substituents (i.e. n represents the integer 0, 1, 2, or 3); wherein said substituents are attached to the phenyl moiety of the indole ring; wherein said substituents are independently selected from (C₁₋₃)alkyl (especially methyl), (C₁₋₃)alkoxy (especially methoxy), halogen (especially fluoro, chloro, or bromo), (C₁₋₃)fluoroalkyl (especially trifluoromethyl), (C₁₋₃)fluoroalkoxy (especially trifluoromethoxy), or cyano;

➤ or two **R¹** together form a group -O-CH₂-O-, and the remaining **R¹**, if present, represents halogen (especially fluoro or chloro);

- 40
- or (**R¹**)_n represents:

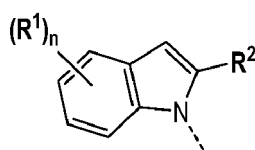
➤ one substituent in position 3 of the indole ring, wherein said substituent is selected from (C₁₋₃)alkyl (especially methyl), (C₁₋₃)alkoxy (especially methoxy), halogen (especially fluoro, chloro, or bromo), (C₁₋₃)fluoroalkyl (especially trifluoromethyl), (C₁₋₃)fluoroalkoxy (especially trifluoromethoxy), or cyano (especially such substituent is fluoro);

➤ and, in addition, one or two optional substituents (i.e. 0, 1, or 2 additional substituents) attached to the phenyl moiety of the indole ring; wherein said substituents are independently selected from (C₁₋₃)alkyl (especially methyl), (C₁₋₃)alkoxy (especially methoxy), halogen (especially fluoro, chloro, or bromo), (C₁₋₃)fluoroalkyl (especially trifluoromethyl), (C₁₋₃)fluoroalkoxy (especially trifluoromethoxy), or cyano;

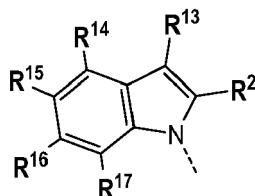
➤ or two **R¹** together form a group -O-CH₂-O- attached to the phenyl moiety of the indole ring; and said substituent in position 3 of the indole moiety, if present, represents halogen (especially fluoro or chloro);

wherein it is understood that the indole ring is in addition substituted by the substituent **R²**.

15) Another embodiment relates to compounds according to any one of embodiments 1) to 13), wherein the group



represents



wherein

R² represents (C₁₋₃)alkyl (especially methyl), halogen (especially chloro), or cyano; and
R¹³ represents hydrogen; and

- **R¹⁴**, **R¹⁵**, **R¹⁶**, and **R¹⁷** independently represent the following:

R¹⁴ represents hydrogen, (C₁₋₃)alkyl (especially methyl, ethyl), (C₁₋₃)alkoxy (especially methoxy), halogen (especially bromo, chloro, fluoro), (C₁₋₃)fluoroalkyl (especially trifluoromethyl), (C₁₋₃)fluoroalkoxy (especially trifluoromethoxy), or cyano; (especially **R¹⁴** represents methyl, methoxy, halogen, or cyano);
R¹⁵ represents hydrogen, (C₁₋₃)alkyl (especially methyl), (C₁₋₃)alkoxy (especially methoxy), halogen (especially chloro, fluoro), (C₁₋₃)fluoroalkyl (especially trifluoromethyl), (C₁₋₃)fluoroalkoxy (especially trifluoromethoxy), or cyano; (especially **R¹⁵** represents hydrogen, methyl, chloro, or fluoro);
R¹⁶ represents hydrogen, (C₁₋₃)alkyl (especially methyl), (C₁₋₃)alkoxy (especially methoxy), halogen (especially fluoro), (C₁₋₃)fluoroalkyl (especially trifluoromethyl), (C₁₋₃)fluoroalkoxy (especially trifluoromethoxy), or cyano; (especially **R¹⁶** represents hydrogen, or fluoro); and **R¹⁷** represents hydrogen, (C₁₋₃)alkyl (especially methyl), (C₁₋₃)alkoxy (especially methoxy), halogen (especially chloro, fluoro), (C₁₋₃)fluoroalkyl (especially trifluoromethyl), (C₁₋₃)fluoroalkoxy (especially trifluoromethoxy), or cyano; (especially **R¹⁷** represents hydrogen, chloro, or fluoro);

wherein at least one of **R¹⁴**, **R¹⁵**, **R¹⁶**, and **R¹⁷** represents hydrogen;
 (and, preferably, at least one of **R¹⁴**, **R¹⁵**, **R¹⁶**, and **R¹⁷** is different from hydrogen; especially one of **R¹⁴**, **R¹⁶**, and **R¹⁷** is different from hydrogen);

- or **R¹⁴** and **R¹⁵** together form a group -O-CH₂-O-, **R¹⁶** represents hydrogen and **R¹⁷** represents hydrogen or halogen (especially fluoro or chloro);

or

R² represents (C₁₋₃)alkyl (especially methyl), halogen (especially chloro), or cyano; and
R¹³ represents fluoro; and

- **R¹⁴**, **R¹⁵**, **R¹⁶**, and **R¹⁷** independently represent the following:

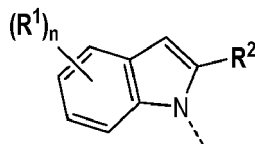
R¹⁴ represents hydrogen, (C₁₋₃)alkyl (especially methyl, ethyl), (C₁₋₃)alkoxy (especially methoxy), halogen (especially bromo, chloro, fluoro), (C₁₋₃)fluoroalkyl (especially trifluoromethyl), (C₁₋₃)fluoroalkoxy (especially trifluoromethoxy), or cyano; (especially **R¹⁴** represents hydrogen or methoxy);
R¹⁵ represents hydrogen, (C₁₋₃)alkyl (especially methyl), (C₁₋₃)alkoxy (especially methoxy), halogen (especially chloro, fluoro), (C₁₋₃)fluoroalkyl (especially trifluoromethyl), (C₁₋₃)fluoroalkoxy (especially trifluoromethoxy), or cyano; (especially **R¹⁵** represents hydrogen);
R¹⁶ represents hydrogen, (C₁₋₃)alkyl (especially methyl), (C₁₋₃)alkoxy (especially methoxy), halogen

(especially fluoro), (C₁₋₃)fluoroalkyl (especially trifluoromethyl), (C₁₋₃)fluoroalkoxy (especially trifluoromethoxy), or cyano; (especially **R**¹⁶ represents hydrogen); and

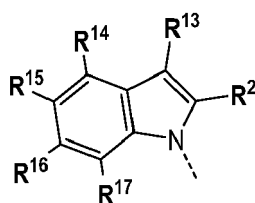
R¹⁷ represents hydrogen, (C₁₋₃)alkyl (especially methyl), (C₁₋₃)alkoxy (especially methoxy), halogen (especially chloro, fluoro), (C₁₋₃)fluoroalkyl (especially trifluoromethyl), (C₁₋₃)fluoroalkoxy (especially trifluoromethoxy), or cyano; (especially **R**¹⁷ represents hydrogen or fluoro);

wherein at least two of **R**¹⁴, **R**¹⁵, **R**¹⁶, and **R**¹⁷ represent hydrogen.

16) Another embodiment relates to compounds according to any one of embodiments 1) to 13), wherein the group



represents



wherein

R² represents methyl, chloro, or cyano; and

R¹³ represents hydrogen; and

- R**¹⁴, **R**¹⁵, **R**¹⁶, and **R**¹⁷ independently represent the following:

R¹⁴ represents hydrogen, methyl, ethyl, methoxy, bromo, chloro, fluoro, trifluoromethyl, trifluoromethoxy, or cyano (especially **R**¹⁴ represents methyl, methoxy, halogen, or cyano);

R¹⁵ represents hydrogen, methyl, methoxy, chloro, fluoro (especially **R**¹⁵ represents hydrogen, methyl, chloro, or fluoro);

R¹⁶ represents hydrogen, methoxy, or fluoro; (especially **R**¹⁶ represents hydrogen, or fluoro); and

R¹⁷ represents hydrogen, methyl, methoxy, chloro, fluoro, or cyano; (especially **R**¹⁷ represents hydrogen, chloro, or fluoro);

wherein at least one of **R**¹⁴, **R**¹⁵, **R**¹⁶, and **R**¹⁷ represents hydrogen;

(and, preferably, at least one of **R**¹⁴, **R**¹⁵, **R**¹⁶, and **R**¹⁷ is different from hydrogen; especially at least one of **R**¹⁴, **R**¹⁶, and **R**¹⁷ is different from hydrogen);

- or **R**¹⁴ and **R**¹⁵ together form a group -O-CH₂-O-, **R**¹⁶ represents hydrogen and **R**¹⁷ represents hydrogen or halogen (especially fluoro or chloro);

or

R² represents (C₁₋₃)alkyl (especially methyl), halogen (especially chloro), or cyano; and

R¹³ represents fluoro; and

- R**¹⁴, **R**¹⁵, **R**¹⁶, and **R**¹⁷ independently represent the following:

R¹⁴ represents hydrogen, methyl, ethyl, methoxy, bromo, chloro, fluoro, trifluoromethyl, trifluoromethoxy, or cyano (especially **R**¹⁴ represents hydrogen or methoxy);

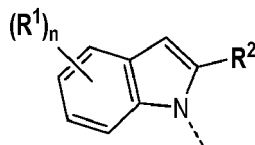
R¹⁵ represents hydrogen, methyl, methoxy, chloro, fluoro (especially **R**¹⁵ represents hydrogen);

R¹⁶ represents hydrogen, methoxy, or fluoro; (especially **R**¹⁶ represents hydrogen); and

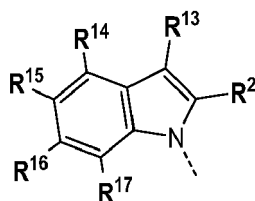
R¹⁷ represents hydrogen, methyl, methoxy, chloro, fluoro, or cyano; (especially **R¹⁷** represents hydrogen or fluoro);

wherein at least two of **R¹⁴**, **R¹⁵**, **R¹⁶**, and **R¹⁷** represent hydrogen.

17) Another embodiment relates to compounds according to any one of embodiments 1) to 13), wherein the group



represents



wherein

R² represents methyl, chloro, or cyano; and
R¹³ represents hydrogen; and

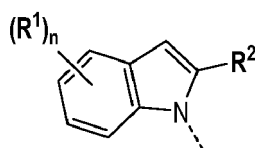
- **R¹⁴** represents hydrogen; **R¹⁷** represents hydrogen, chloro or fluoro; **R¹⁶** represents hydrogen, fluoro, chloro or methoxy; and **R¹⁵** represents hydrogen, methyl, chloro, fluoro or methoxy; wherein preferably at least one of **R¹⁵**, **R¹⁶**, and **R¹⁷** is different from hydrogen; especially **R¹⁶** and/or **R¹⁷** is/are different from hydrogen;
- or **R¹⁴** represents methyl, **R¹⁷** represents hydrogen, chloro or fluoro; **R¹⁶** represents hydrogen, chloro or fluoro; and **R¹⁵** represents hydrogen or fluoro; wherein at least one of **R¹⁵**, **R¹⁶**, and **R¹⁷** represents hydrogen;
- or **R¹⁴** represents methoxy, **R¹⁷** represents hydrogen, methyl, chloro or fluoro; **R¹⁶** represents hydrogen, chloro or fluoro; and **R¹⁵** represents hydrogen;
- or **R¹⁴** represents halogen (especially bromo, chloro, fluoro), **R¹⁷** represents hydrogen, methyl, methoxy, chloro or fluoro; **R¹⁶** represents hydrogen, chloro or fluoro; and **R¹⁵** represents hydrogen or fluoro; wherein at least one of **R¹⁵**, **R¹⁶**, and **R¹⁷** represents hydrogen;
- or **R¹⁴** represents cyano; **R¹⁷** represents hydrogen, or fluoro; **R¹⁶** represents hydrogen; and **R¹⁵** represents hydrogen;
- or **R¹⁴** and **R¹⁵** together form a group -O-CH₂-O-, **R¹⁶** represents hydrogen and **R¹⁷** represents hydrogen or chloro;

or

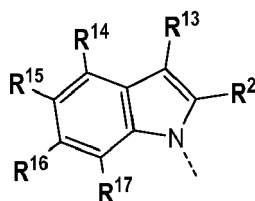
R² represents methyl, chloro, or cyano; and
R¹³ represents fluoro; and

- **R¹⁴**, **R¹⁷**, **R¹⁶** and **R¹⁵** represent hydrogen;
- or **R¹⁴** represents methoxy, **R¹⁷** represents fluoro; and **R¹⁶** and **R¹⁵** represent hydrogen.

18) Another embodiment relates to compounds according to any one of embodiments 1) to 13), wherein the group



represents



wherein

R² represents methyl, chloro, or cyano; and
R¹³ represents hydrogen; and

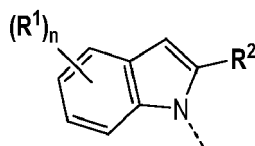
- **R¹⁴** represents hydrogen; **R¹⁷** represents hydrogen, chloro or fluoro; **R¹⁶** represents hydrogen, fluoro, chloro, or methoxy; and **R¹⁵** represents hydrogen, methyl, chloro, fluoro or methoxy; wherein preferably at least one of **R¹⁵**, **R¹⁶**, and **R¹⁷** is different from hydrogen; especially **R¹⁶** and/or **R¹⁷** is/are different from hydrogen;
- or **R¹⁴** represents methyl, **R¹⁷** represents hydrogen, chloro or fluoro; **R¹⁶** represents hydrogen, chloro or fluoro; and **R¹⁵** represents hydrogen or fluoro; wherein at least one of **R¹⁵**, **R¹⁶**, and **R¹⁷** represents hydrogen;
- or **R¹⁴** represents methoxy, **R¹⁷** represents hydrogen, methyl, chloro or fluoro; **R¹⁶** represents hydrogen, chloro or fluoro; and **R¹⁵** represents hydrogen;
- or **R¹⁴** represents halogen (especially bromo, chloro, fluoro), **R¹⁷** represents hydrogen, methyl, methoxy, chloro or fluoro; **R¹⁶** represents hydrogen, chloro or fluoro; and **R¹⁵** represents hydrogen or fluoro; wherein at least one of **R¹⁵**, **R¹⁶**, and **R¹⁷** represents hydrogen;
- or **R¹⁴** represents cyano; **R¹⁷** represents hydrogen, or fluoro; **R¹⁶** represents hydrogen; and **R¹⁵** represents hydrogen;
- or **R¹⁴** and **R¹⁵** together form a group -O-CH₂-O-, **R¹⁶** represents hydrogen and **R¹⁷** represents hydrogen or chloro;

or

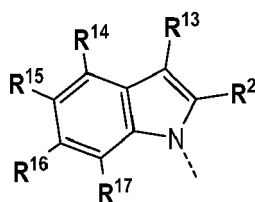
R² represents methyl, chloro, or cyano; and
R¹³ represents fluoro; and

- **R¹⁴**, **R¹⁷**, **R¹⁶** and **R¹⁵** represent hydrogen;
- or **R¹⁴** represents methoxy, **R¹⁷** represents fluoro; and **R¹⁶** and **R¹⁵** represent hydrogen.

19) Another embodiment relates to compounds according to any one of embodiments 1) to 13), wherein the group



represents



wherein

R² represents methyl, chloro, or cyano (especially methyl or cyano); and

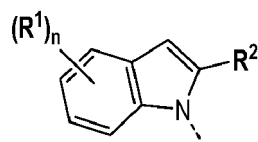
R^{13} represents hydrogen; and

- R^{14} represents hydrogen; R^{17} represents hydrogen or fluoro; R^{16} represents hydrogen, or fluoro; and R^{15} represents hydrogen, methyl, chloro, or fluoro; wherein preferably at least one of R^{15} , R^{16} , and R^{17} is different from hydrogen; especially R^{16} and/or R^{17} is/are different from hydrogen;
- or R^{14} represents methyl, R^{17} represents hydrogen or fluoro; R^{16} represents hydrogen, chloro or fluoro; and R^{15} represents hydrogen or fluoro; wherein at least one of R^{15} , R^{16} , and R^{17} represents hydrogen;
- or R^{14} represents methoxy, R^{17} represents hydrogen, chloro or fluoro; R^{16} represents hydrogen, chloro or fluoro; and R^{15} represents hydrogen;
- or R^{14} represents halogen (especially bromo, chloro, fluoro), R^{17} represents hydrogen or fluoro; R^{16} represents hydrogen, chloro or fluoro; and R^{15} represents hydrogen or fluoro; wherein at least one of R^{15} , R^{16} , and R^{17} represents hydrogen.

20) Another embodiment relates to compounds according to any one of embodiments 1) to 19), wherein R^2 represents methyl.

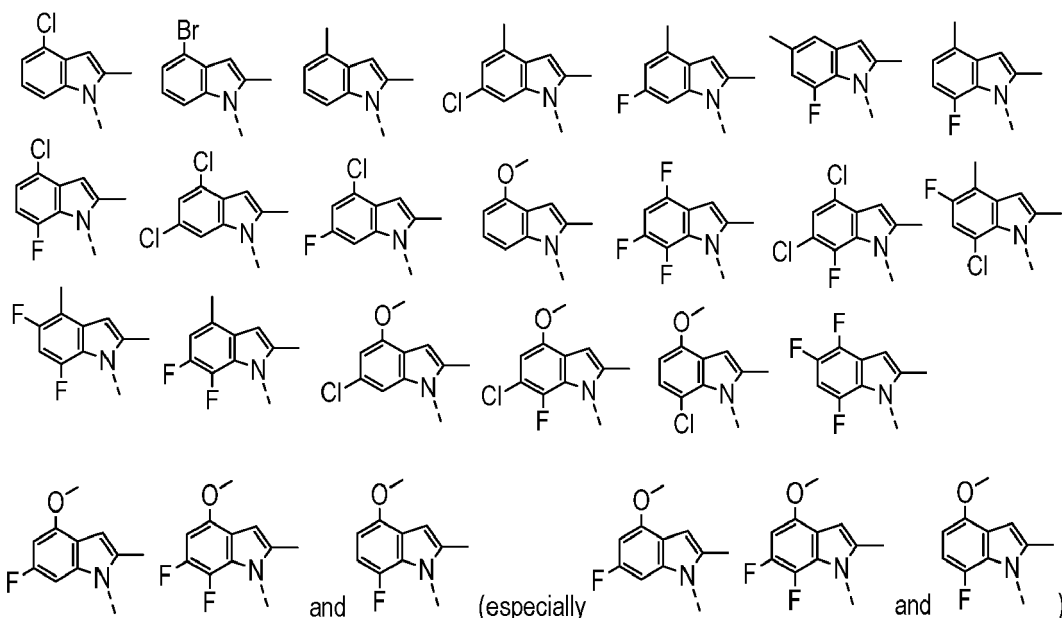
21) Another embodiment relates to compounds according to any one of embodiments 1) to 19), wherein R^2 represents cyano.

22) Another embodiment relates to compounds according to any one of embodiments 1) to 13), wherein the group

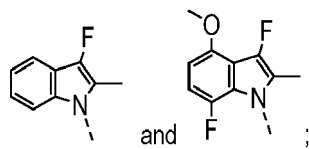


represents a group selected from the following groups A), B), C), D) and E):

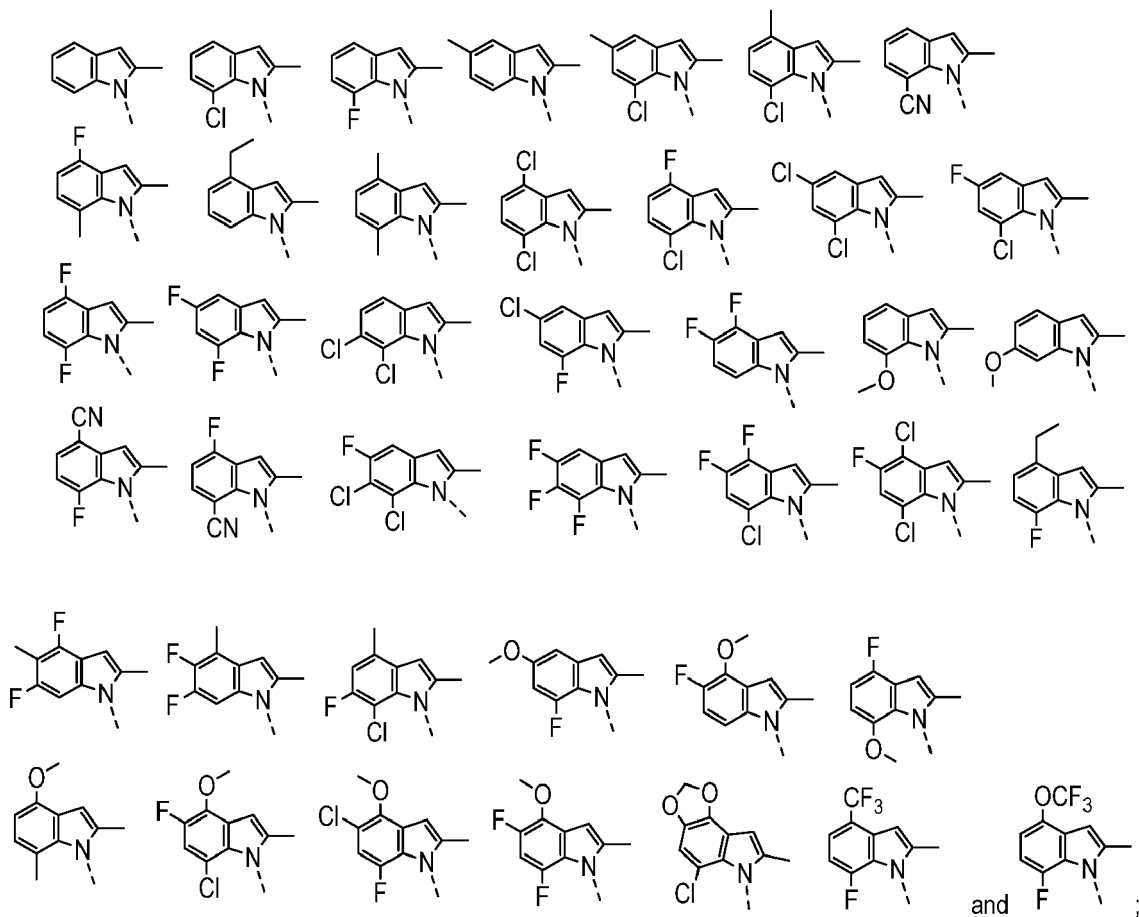
A)



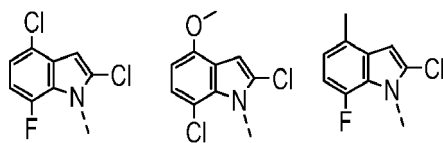
B)



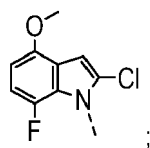
C)



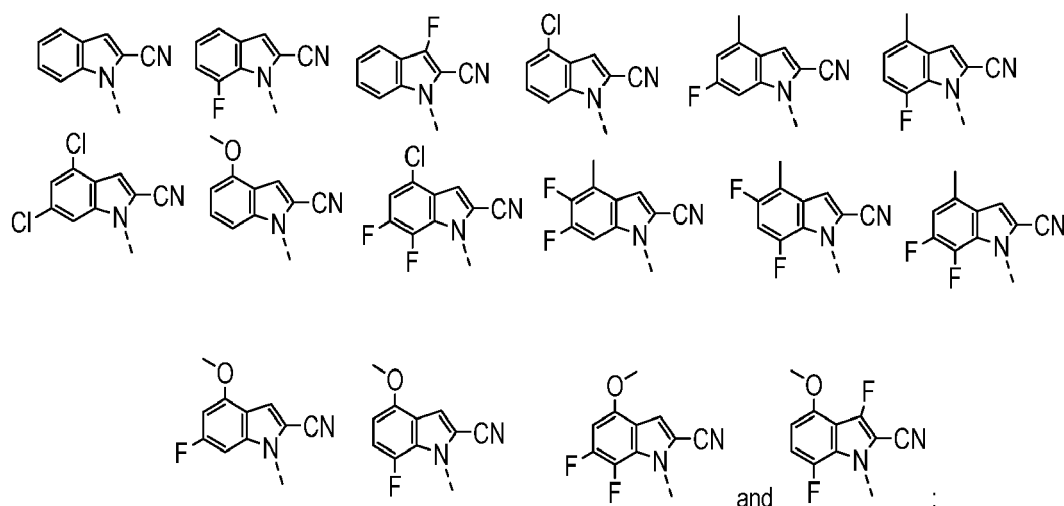
D)



and (especially)



E)



wherein the groups of A), B) and E) are preferred groups.

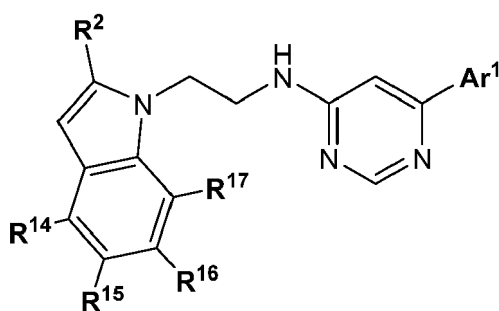
23) The invention, thus, relates to compounds of the formula (I) as defined in embodiment 1), or to such compounds further limited by the characteristics of any one of embodiments 2) to 22), under consideration of their respective dependencies; to pharmaceutically acceptable salts thereof; and to the use of such compounds as medicaments especially in the prevention / prophylaxis or treatment of diseases which respond to the blockage of the EP2 receptors and/or the EP4 receptors as described herein below. For avoidance of any doubt, especially the following embodiments relating to the compounds of formula (I) are thus possible and intended and herewith specifically disclosed in individualized form:

1, 2+1, 4+1, 4+2+1, 5+1, 5+2+1, 5+4+1, 5+4+2+1, 7+1, 7+2+1, 7+4+1, 7+4+2+1, 7+5+1, 7+5+2+1, 7+5+4+1, 7+5+4+2+1, 9+1, 9+2+1, 9+4+1, 9+4+2+1, 9+5+1, 9+5+2+1, 9+5+4+1, 9+5+4+2+1, 11+1, 11+2+1, 11+4+1, 11+4+2+1, 11+5+1, 11+5+2+1, 11+5+4+1, 11+5+4+2+1, 12+1, 12+2+1, 12+4+1, 12+4+2+1, 12+5+1, 12+5+2+1, 12+5+4+1, 12+5+4+2+1, 13+1, 13+2+1, 13+4+1, 13+4+2+1, 13+5+1, 13+5+2+1, 13+5+4+1, 13+5+4+2+1, 15+1, 15+2+1, 15+4+1, 15+4+2+1, 15+5+1, 15+5+2+1, 15+5+4+1, 15+5+4+2+1, 15+7+1, 15+7+2+1, 15+7+4+1, 15+7+4+2+1, 15+7+5+1, 15+7+5+2+1, 15+7+5+4+1, 15+7+5+4+2+1, 15+9+1, 15+9+2+1, 15+9+4+1, 15+9+4+2+1, 15+9+5+1, 15+9+5+2+1, 15+9+5+4+1, 15+9+5+4+2+1, 15+11+1, 15+11+2+1, 15+11+4+1, 15+11+4+2+1, 15+11+5+1, 15+11+5+2+1, 15+11+5+4+1, 15+11+5+4+2+1, 15+12+1, 15+12+2+1, 15+12+4+1, 15+12+4+2+1, 15+12+5+1, 15+12+5+2+1, 15+12+5+4+1, 15+12+5+4+2+1, 15+13+1, 15+13+2+1, 15+13+4+1, 15+13+4+2+1, 15+13+5+1, 15+13+5+2+1, 15+13+5+4+1, 15+13+5+4+2+1, 16+1, 16+2+1, 16+4+1, 16+4+2+1, 16+5+1, 16+5+2+1, 16+5+4+1, 16+5+4+2+1, 16+7+1, 16+7+2+1, 16+7+4+1, 16+7+4+2+1, 16+7+5+1, 16+7+5+2+1, 16+7+5+4+1, 16+7+5+4+2+1, 16+9+1, 16+9+2+1, 16+9+4+1, 16+9+4+2+1, 16+9+5+1, 16+9+5+2+1, 16+9+5+4+1, 16+9+5+4+2+1, 16+11+1, 16+11+2+1, 16+11+4+1, 16+11+4+2+1, 16+11+5+1, 16+11+5+2+1, 16+11+5+4+1, 16+11+5+4+2+1, 16+12+1, 16+12+2+1, 16+12+4+1, 16+12+4+2+1, 16+12+5+1, 16+12+5+2+1, 16+12+5+4+1, 16+12+5+4+2+1, 16+13+1, 16+13+2+1, 16+13+4+1, 16+13+4+2+1, 16+13+5+1, 16+13+5+2+1, 16+13+5+4+1, 16+13+5+4+2+1, 20+1, 20+2+1, 20+4+1, 20+4+2+1, 20+5+1, 20+5+2+1, 20+5+4+1, 20+5+4+2+1, 20+7+1, 20+7+2+1, 20+7+4+1, 20+7+4+2+1, 20+7+5+1, 20+7+5+2+1, 20+7+5+4+1, 20+7+5+4+2+1, 20+15+1, 20+15+2+1, 20+15+4+1, 20+15+4+2+1, 20+15+5+1, 20+15+5+2+1, 20+15+5+4+1, 20+15+5+4+2+1, 20+15+7+1, 20+15+7+2+1, 20+15+7+4+1, 20+15+7+4+2+1, 20+15+7+5+1, 20+15+7+5+2+1, 20+15+7+5+4+1, 20+15+7+5+4+2+1, 20+15+9+1, 20+15+9+2+1, 20+15+9+4+1, 20+15+9+4+2+1, 20+15+9+5+1, 20+15+9+5+2+1, 20+15+9+5+4+1, 20+15+9+5+4+2+1, 20+15+11+1, 20+15+11+2+1, 20+15+11+4+1, 20+15+11+4+2+1, 20+15+11+5+1, 20+15+11+5+2+1, 20+15+11+5+4+1, 20+15+11+5+4+2+1, 20+15+12+1, 20+15+12+2+1, 20+15+12+4+1, 20+15+12+4+2+1, 20+15+12+5+1, 20+15+12+5+2+1, 20+15+12+5+4+1, 20+15+12+5+4+2+1, 20+15+13+1, 20+15+13+2+1, 20+15+13+4+1, 20+15+13+4+2+1, 20+15+13+5+1, 20+15+13+5+2+1, 20+15+13+5+4+1, 20+15+13+5+4+2+1, 20+16+1, 20+16+2+1, 20+16+4+1, 20+16+4+2+1, 20+16+5+1, 20+16+5+2+1, 20+16+5+4+1, 20+16+5+4+2+1, 20+16+7+1, 20+16+7+2+1, 20+16+7+4+1, 20+16+7+4+2+1, 20+16+7+5+1, 20+16+7+5+2+1, 20+16+7+5+4+1, 20+16+7+5+4+2+1, 20+16+9+1, 20+16+9+2+1, 20+16+9+4+1, 20+16+9+4+2+1, 20+16+9+5+1, 20+16+9+5+2+1, 20+16+9+5+4+1, 20+16+9+5+4+2+1, 20+16+11+1, 20+16+11+2+1, 20+16+11+4+1, 20+16+11+4+2+1, 20+16+11+5+1, 20+16+11+5+2+1, 20+16+11+5+4+1, 20+16+11+5+4+2+1, 20+16+12+1, 20+16+12+2+1, 20+16+12+4+1, 20+16+12+4+2+1, 20+16+12+5+1, 20+16+12+5+2+1, 20+16+12+5+4+1, 20+16+12+5+4+2+1, 20+16+13+1, 20+16+13+2+1, 20+16+13+4+1,

20+16+13+4+2+1, 20+16+13+5+1, 20+16+13+5+2+1, 20+16+13+5+4+1, 20+16+13+5+4+2+1, 21+1, 21+2+1, 21+4+1, 21+4+2+1, 21+5+1, 21+5+2+1, 21+5+4+1, 21+5+4+2+1, 21+7+1, 21+7+2+1, 21+7+4+1, 21+7+4+2+1, 21+7+5+1, 21+7+5+2+1, 21+7+5+4+1, 21+7+5+4+2+1, 21+15+1, 21+15+2+1, 21+15+4+1, 21+15+4+2+1, 21+15+5+1, 21+15+5+2+1, 21+15+5+4+1, 21+15+5+4+2+1, 21+15+7+1, 21+15+7+2+1, 21+15+7+4+1, 21+15+7+4+2+1, 21+15+7+5+1, 21+15+7+5+2+1, 21+15+7+5+4+1, 21+15+7+5+4+2+1, 21+15+9+1, 21+15+9+2+1, 21+15+9+4+1, 21+15+9+4+2+1, 21+15+9+5+1, 21+15+9+5+2+1, 21+15+9+5+4+1, 21+15+9+5+4+2+1, 21+15+11+1, 21+15+11+2+1, 21+15+11+4+1, 21+15+11+4+2+1, 21+15+11+5+1, 21+15+11+5+2+1, 21+15+11+5+4+1, 21+15+11+5+4+2+1, 21+15+12+1, 21+15+12+2+1, 21+15+12+4+1, 21+15+12+4+2+1, 21+15+12+5+1, 21+15+12+5+2+1, 21+15+12+5+4+1, 21+15+12+5+4+2+1, 21+15+13+1, 21+15+13+2+1, 21+15+13+4+1, 21+15+13+4+2+1, 21+15+13+5+1, 21+15+13+5+2+1, 21+15+13+5+4+1, 21+15+13+5+4+2+1, 21+16+1, 21+16+2+1, 21+16+4+1, 21+16+4+2+1, 21+16+5+1, 21+16+5+2+1, 21+16+5+4+1, 21+16+5+4+2+1, 21+16+7+1, 21+16+7+2+1, 21+16+7+4+1, 21+16+7+4+2+1, 21+16+7+5+1, 21+16+7+5+2+1, 21+16+7+5+4+1, 21+16+7+5+4+2+1, 21+16+9+1, 21+16+9+2+1, 21+16+9+4+1, 21+16+9+4+2+1, 21+16+9+5+1, 21+16+9+5+2+1, 21+16+9+5+4+1, 21+16+9+5+4+2+1, 21+16+11+1, 21+16+11+2+1, 21+16+11+4+1, 21+16+11+4+2+1, 21+16+11+5+1, 21+16+11+5+2+1, 21+16+11+5+4+1, 21+16+11+5+4+2+1, 21+16+12+1, 21+16+12+2+1, 21+16+12+4+1, 21+16+12+4+2+1, 21+16+12+5+1, 21+16+12+5+2+1, 21+16+12+5+4+1, 21+16+12+5+4+2+1, 21+16+13+1, 21+16+13+2+1, 21+16+13+4+1, 21+16+13+4+2+1, 21+16+13+5+1, 21+16+13+5+2+1, 21+16+13+5+4+1, 21+16+13+5+4+2+1, 22+1, 22+2+1, 22+4+1, 22+4+2+1, 22+5+1, 22+5+2+1, 22+5+4+1, 22+5+4+2+1, 22+7+1, 22+7+2+1, 22+7+4+1, 22+7+4+2+1, 22+7+5+1, 22+7+5+2+1, 22+7+5+4+1, 22+7+5+4+2+1, 22+9+1, 22+9+2+1, 22+9+4+1, 22+9+4+2+1, 22+9+5+1, 22+9+5+2+1, 22+9+5+4+1, 22+9+5+4+2+1, 22+11+1, 22+11+2+1, 22+11+4+1, 22+11+4+2+1, 22+11+5+1, 22+11+5+2+1, 22+11+5+4+1, 22+11+5+4+2+1, 22+12+1, 22+12+2+1, 22+12+4+1, 22+12+4+2+1, 22+12+5+1, 22+12+5+2+1, 22+12+5+4+1, 22+12+5+4+2+1, 22+13+1, 22+13+2+1, 22+13+4+1, 22+13+4+2+1, 22+13+5+1, 22+13+5+2+1, 22+13+5+4+1, 22+13+5+4+2+1.

In the list above the numbers refer to the embodiments according to their numbering provided hereinabove whereas "+" indicates the dependency from another embodiment. The different individualized embodiments are separated by commas. In other words, "16+13+4+1" for example refers to embodiment 16) depending on embodiment 13), depending on embodiment 4), depending on embodiment 1), i.e. embodiment "16+13+4+1" corresponds to the compounds of formula (I) according to embodiment 1) further limited by all the features of the embodiments 4), 13), and 16).

24) A second aspect of the invention relates to compounds of the formula (I) according to embodiment 1) which are also compounds of the formula (II)



Formula (II)

wherein

R² represents (C₁₋₃)alkyl (especially methyl), halogen (especially chloro), or cyano; and

• **R¹⁴**, **R¹⁵**, **R¹⁶**, and **R¹⁷** independently represent the following:

R¹⁴ represents hydrogen, methyl, ethyl, methoxy, bromo, chloro, fluoro, trifluoromethyl, trifluoromethoxy, or cyano (especially **R¹⁴** represents methyl, methoxy, halogen, or cyano);

R¹⁵ represents hydrogen, methyl, methoxy, chloro, fluoro (especially **R¹⁵** represents hydrogen, methyl, chloro, or fluoro);

R¹⁶ represents hydrogen, methoxy, or fluoro; (especially **R¹⁶** represents hydrogen, or fluoro); and

R¹⁷ represents hydrogen, methyl, methoxy, chloro, fluoro, or cyano; (especially **R¹⁷** represents hydrogen,

chloro, or fluoro);

wherein at least one of **R¹⁴**, **R¹⁵**, **R¹⁶**, and **R¹⁷** represents hydrogen;

(and, preferably, at least one of **R¹⁴**, **R¹⁵**, **R¹⁶**, and **R¹⁷** is different from hydrogen; especially one of **R¹⁴**, **R¹⁶**, and **R¹⁷** is different from hydrogen);

- or **R¹⁴** and **R¹⁵** together form a group -O-CH₂-O-, **R¹⁶** represents hydrogen and **R¹⁷** represents hydrogen or halogen (especially fluoro or chloro);

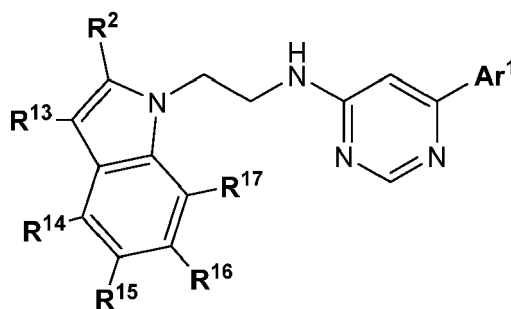
and **Ar¹** is as defined in embodiment 10);

wherein the characteristics disclosed in embodiments 2) to 22) are intended to apply *mutatis mutandis* also to the compounds formula (II) according to embodiment 24); wherein especially the following embodiments are thus possible and intended and herewith specifically disclosed in individualized form:

24+12, 24+13, 24+17, 24+17+12, 24+17+13, 24+18, 24+18+12, 24+18+13, 24+19, 24+19+12, 24+19+13, 24+22, 24+22+12, 24+22+13, 24+20, 24+20+17, 24+20+17+12, 24+20+17+13, 24+20+18, 24+20+18+12, 24+20+18+13, 24+20+19, 24+20+19+12, 24+20+19+13, 24+21, 24+21+17, 24+21+17+12, 24+21+17+13, 24+21+18, 24+21+18+12, 24+21+18+13, 24+21+19, 24+21+19+12, 24+21+19+13.

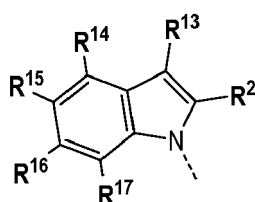
In the list above the numbers refer to the embodiments according to their numbering provided hereinabove whereas "+" indicates the limitations as outlined above.

25) A third aspect of the invention relates to compounds of the formula (I) according to embodiment 1) which are also compounds of the formula (III)



Formula (III)

wherein the group:



is as defined in embodiment 15); and

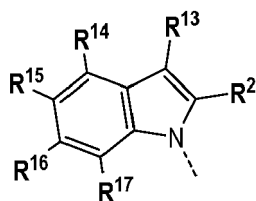
Ar¹ is as defined in embodiment 7);

wherein the characteristics disclosed in embodiments 2) to 22) are intended to apply *mutatis mutandis* also to the compounds formula (III) according to embodiment 25); wherein especially the following embodiments are thus possible and intended and herewith specifically disclosed in individualized form:

25, 25+9, 25+11, 25+12, 25+13, 25+16+9, 25+16+11, 25+16+12, 25+16+13, 25+16, 25+18+9, 25+18+11, 25+18+12, 25+18+13, 25+18, 25+20+9, 25+20+11, 25+20+12, 25+20+13, 25+20+16+9, 25+20+16+11, 25+20+16+12, 25+20+16+13, 25+20+16, 25+20+18+9, 25+20+18+11, 25+20+18+12, 25+20+18+13, 25+20+18, 25+20, 25+21+9, 25+21+11, 25+21+12, 25+21+13, 25+21+16+9, 25+21+16+11, 25+21+16+12, 25+21+16+13, 25+21+16, 25+21+18+9, 25+21+18+11, 25+21+18+12, 25+21+18+13, 25+21+18, 25+21, 25+22+9, 25+22+11, 25+22+12, 25+22+13, 25+22.

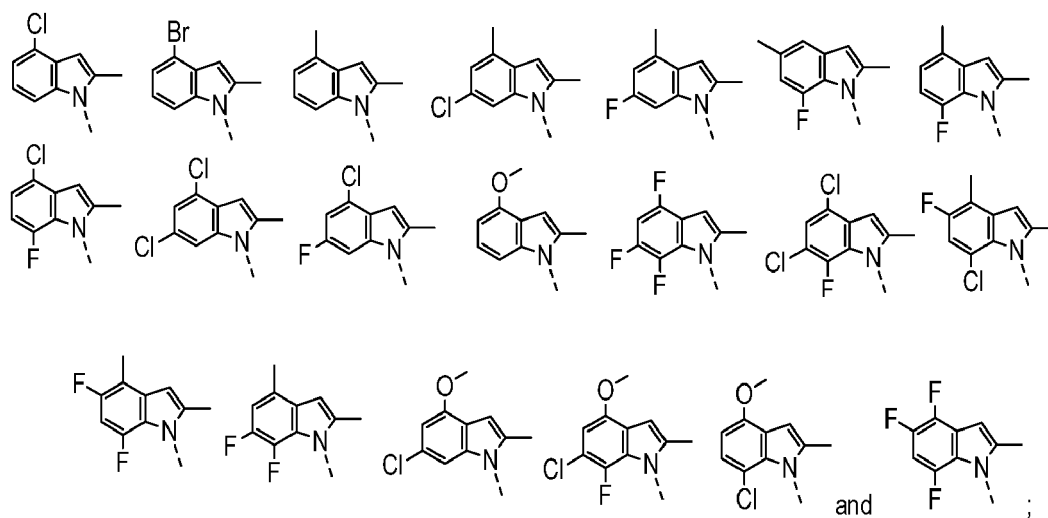
In the list above the numbers refer to the embodiments according to their numbering provided hereinabove whereas "+" indicates the limitations as outlined above.

26) Another embodiment relates to compounds of formula (III) according to embodiment 25), wherein the group:

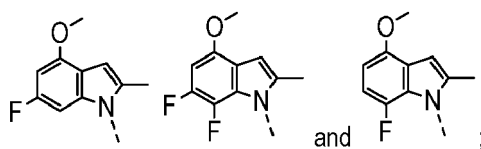


represents a group selected from the following groups A), B), C), D) and E):

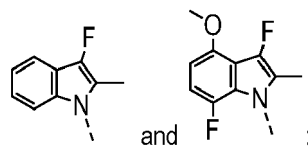
A)



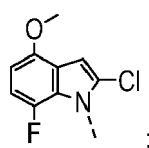
B)



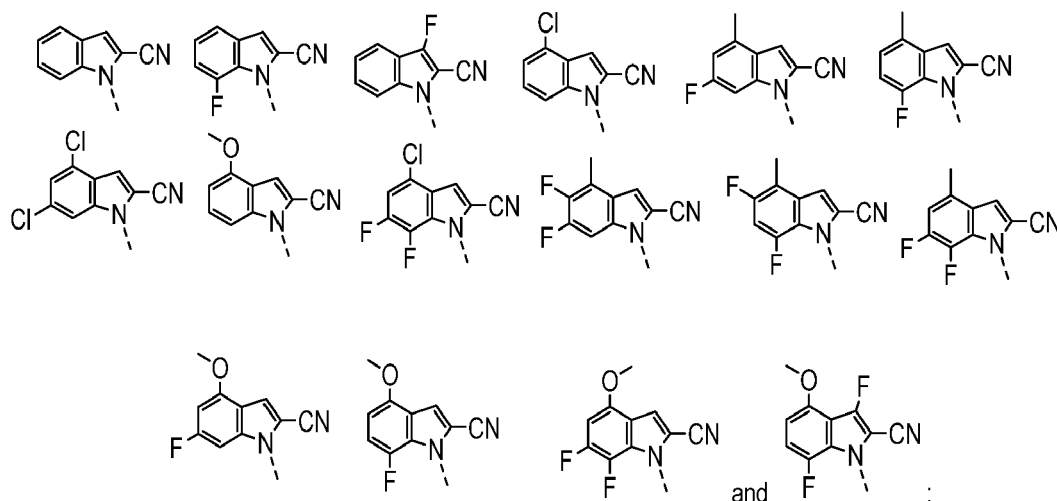
C)



D)



E)



wherein the groups of B) and E) are preferred groups; and
Ar¹ represents

- phenyl, or 5-membered heteroaryl selected from thiophenyl and thiazolyl; wherein said phenyl or 5-membered heteroaryl independently is mono-, di- or tri-substituted; wherein one of said substituents is selected from

- X¹**-CO-**R⁰¹**, wherein

- X¹** represents a direct bond, -CH₂-CH₂-, -O-CH₂-, -NH-CH₂-, -CH=CH-, or -NH-CO-; wherein the asterisks indicate the bond that is linked to the -CO-**R⁰¹** group; and

- R⁰¹** represents

- OH;
 - O-(C₁₋₄)alkyl (especially ethoxy, methoxy);
 - NH-SO₂-**R^{S3}** wherein **R^{S3}** represents (C₁₋₃)alkyl, cyclopropyl, or -NH₂;
 - O-CH₂-CO-**R⁰⁴**, wherein **R⁰⁴** represents hydroxy, or (C₁₋₄)alkoxy; or
 - O-CH₂-O-CO-**R⁰⁵**, wherein **R⁰⁵** represents (C₁₋₄)alkyl or (C₁₋₄)alkoxy;

[wherein in particular, such group -**X¹**-CO-**R⁰¹** represents -COOH, -CO-O-C₂H₅, -O-CH₂-COOH, -NH-CH₂-COOH, -CO-NH-SO₂-CH₃, -CO-NH-SO₂-C(CH₃)₂, -CO-NH-SO₂-cyclopropyl, -CO-O-CH₃, -CO-NH-SO₂-ethyl, -CO-NH-SO₂-NH₂, -CO-O-CH₂-COOH, -CO-O-CH₂-O-CO-O-ethyl, -CO-O-CH₂-O-CO-propyl, -CH₂-CH₂-COOH, -CH=CH-COOH, -NH-CO-COOH, -NH-CH₂-CO-O-CH₃];

- NR^{N1}R^{N2}**, wherein **R^{N1}** independently represents hydrogen or (C₁₋₃)alkyl, and **R^{N2}** represents -CO-H (especially -NH-CO-H);
- 5-oxo-4,5-dihydro-[1,2,4]oxadiazol-3-yl (encompassing its tautomeric form 5-hydroxy-[1,2,4]oxadiazol-3-yl), or 3-oxo-2,3-dihydro-[1,2,4]oxadiazol-5-yl (encompassing its tautomeric form 3-hydroxy-[1,2,4]oxadiazol-5-yl);
- 1H-tetrazol-5-yl;
- 3-hydroxy-isoxazol-5-yl;
- imidazolyl (especially 1H-imidazol-4-yl), which is unsubstituted, or mono- or di-substituted with methyl (in particular 1H-imidazol-4-yl, 5-methyl-1H-imidazol-4-yl, 2,5-dimethyl-1H-imidazol-4-yl);
- pyrazolyl (especially 1H-pyrazol-3-yl);
- isoxazolyl, oxazolyl, or thiadiazolyl; wherein said isoxazolyl, oxazolyl, or thiadiazolyl is mono-substituted with -**NR^{N9}R^{N10}**, wherein **R^{N9}** represents hydrogen, and **R^{N10}** represents hydrogen or methyl; (in particular 3-amino-isoxazol-5-yl, 2-amino-oxazol-5-yl, 5-methylamino-[1,3,4]thiadiazol-2-yl); (wherein especially said 5-membered heteroaryl represents thiophen-2-yl wherein said substituent is attached in position 5, or thiophen-2-yl wherein said substituent is attached in position 4; or thiazol-2-yl wherein said substituent is attached in position 5)

and the remaining one or two of said substituents (if present) is/are independently selected from

- (C₁₋₄)alkyl (especially ethyl, n-propyl, isobutyl);
- (C₁₋₄)alkoxy (especially methoxy, ethoxy, n-propoxy, isopropoxy, n-butoxy);
- 2,2,2-trifluoroethoxy;
- halogen (especially fluoro or chloro);
- -NR^{N1}R^{N2}, wherein R^{N1} represents hydrogen, and R^{N2} represents (C₁₋₃)alkyl;
- -S-R^{S2} wherein R^{S2} represents (C₁₋₄)alkyl (especially methyl, ethyl, n-propyl, isopropyl);

- or Ar¹ represents 8- to 10-membered bicyclic heteroaryl selected from unsubstituted benzimidazol (especially 1H-benzimidazol-5-yl); unsubstituted indazolyl (especially 1H-indazol-5-yl), and indolyl which is unsubstituted or mono-substituted with -COOR⁰² wherein R⁰² represents hydrogen or (C₁₋₄)alkyl (especially methyl) (in particular 1H-indol-6-yl, 1H-indol-5-yl, 1H-indol-2-yl, 5-carboxy-1H-indol-2-yl, 6-carboxy-1H-indol-2-yl, 5-(methoxycarbonyl)-1H-indol-2-yl, or 6-(methoxycarbonyl)-1 H-indol-2-yl);

- or Ar¹ represents oxo-substituted 8- to 10-membered partially aromatic fused bicyclic heterocyclyl selected from 2-oxo-2,3-dihydro-benzooxazolyl, 3-oxo-2,3-dihydro-1H-indazolyl, 2-oxo-1,2,3,4-tetrahydro-quinazolinyl, 1-oxo-1,2,3,4-tetrahydro-isoquinolinyl; wherein said oxo-substituted heterocyclyl is unsubstituted (i.e. it carries no further substituent in addition to the oxo substituent) or mono-substituted on a ring nitrogen atom with (C₁₋₃)alkyl (especially methyl); (in particular such heterocyclyl is 2-oxo-2,3-dihydro-benzooxazol-6-yl, 3-methyl-2-oxo-2,3-dihydro-benzooxazol-5-yl, 1-methyl-3-oxo-2,3-dihydro-1H-indazol-6-yl, 2-oxo-1,2,3,4-tetrahydro-quinazolin-6-yl, 1-methyl-2-oxo-1,2,3,4-tetrahydro-quinazolin-7-yl, or 1-oxo-1,2,3,4-tetrahydro-isoquinolin-6-yl).

27) Another embodiment relates to most preferred compounds according to embodiment 1) which are selected from the following compounds:

3-Chloro-5-{6-[2-(6-fluoro-4-methoxy-2-methyl-indol-1-yl)-ethylamino]-pyrimidin-4-yl}-thiophene-2-carboxylic acid;
 5-{6-[2-(2-Cyano-indol-1-yl)-ethylamino]-pyrimidin-4-yl}-3-ethoxy-thiophene-2-carboxylic acid;
 [6-(2,3-Dihydro-1H-indol-5-yl)-pyrimidin-4-yl]-[2-(6-fluoro-4-methoxy-2-methyl-indol-1-yl)-ethyl]-amine;
 [2-(7-Fluoro-2,4-dimethyl-indol-1-yl)-ethyl]-{6-[4-(1H-imidazol-4-yl)-phenyl]-pyrimidin-4-yl}-amine;
 3-Ethyl-5-{6-[2-(6-fluoro-2,4-dimethyl-indol-1-yl)-ethylamino]-pyrimidin-4-yl}-thiophene-2-carboxylic acid;
 5-{6-[2-(7-Fluoro-4-methoxy-2-methyl-indol-1-yl)-ethylamino]-pyrimidin-4-yl}-3-methyl-thiophene-2-carboxylic acid;
 5-{6-[2-(4-Chloro-2-methyl-indol-1-yl)-ethylamino]-pyrimidin-4-yl}-3-ethoxy-thiophene-2-carboxylic acid;
 3-Ethyl-5-{6-[2-(4-methoxy-2-methyl-indol-1-yl)-ethylamino]-pyrimidin-4-yl}-thiophene-2-carboxylic acid;
 3-Chloro-5-{6-[2-(7-fluoro-4-methoxy-2-methyl-indol-1-yl)-ethylamino]-pyrimidin-4-yl}-thiophene-2-carboxylic acid;
 4-{6-[2-(7-Fluoro-2,4-dimethyl-indol-1-yl)-ethylamino]-pyrimidin-4-yl}-2-methylamino-benzoic acid;
 5-{6-[2-(5,7-Difluoro-2,4-dimethyl-indol-1-yl)-ethylamino]-pyrimidin-4-yl}-3-ethoxy-thiophene-2-carboxylic acid;
 {6-[4-(3-Amino-isoxazol-5-yl)-phenyl]-pyrimidin-4-yl}-[2-(4-methoxy-2-methyl-indol-1-yl)-ethyl]-amine;
 [2-(6-Fluoro-4-methoxy-2-methyl-indol-1-yl)-ethyl]-{6-[4-(1H-imidazol-4-yl)-phenyl]-pyrimidin-4-yl}-amine;
 [2-(7-Fluoro-4-methoxy-2-methyl-indol-1-yl)-ethyl]-{6-[4-(1H-imidazol-4-yl)-phenyl]-pyrimidin-4-yl}-amine;
 [2-(7-Fluoro-4-methoxy-2-methyl-indol-1-yl)-ethyl]-{6-[4-(2H-pyrazol-3-yl)-phenyl]-pyrimidin-4-yl}-amine;
 3-Ethoxy-5-{6-[2-(4-methoxy-2-methyl-indol-1-yl)-ethylamino]-pyrimidin-4-yl}-thiophene-2-carboxylic acid;
 5-{6-[2-(6-Chloro-2,4-dimethyl-indol-1-yl)-ethylamino]-pyrimidin-4-yl}-3-ethoxy-thiophene-2-carboxylic acid;
 3-Ethoxy-5-{6-[2-(7-fluoro-2,4-dimethyl-indol-1-yl)-ethylamino]-pyrimidin-4-yl}-thiophene-2-carboxylic acid;
 3-Ethoxy-5-{6-[2-(7-fluoro-2,5-dimethyl-indol-1-yl)-ethylamino]-pyrimidin-4-yl}-thiophene-2-carboxylic acid;
 3-Ethoxy-5-{6-[2-(6-fluoro-2,4-dimethyl-indol-1-yl)-ethylamino]-pyrimidin-4-yl}-thiophene-2-carboxylic acid;
 3-Ethyl-5-{6-[2-(7-fluoro-4-methoxy-2-methyl-indol-1-yl)-ethylamino]-pyrimidin-4-yl}-thiophene-2-carboxylic acid;
 5-{6-[2-(4,6-Dichloro-2-methyl-indol-1-yl)-ethylamino]-pyrimidin-4-yl}-3-ethoxy-thiophene-2-carboxylic acid;
 5-{6-[2-(4-Chloro-6-fluoro-2-methyl-indol-1-yl)-ethylamino]-pyrimidin-4-yl}-3-ethoxy-thiophene-2-carboxylic acid;
 5-{6-[2-(4-Chloro-7-fluoro-2-methyl-indol-1-yl)-ethylamino]-pyrimidin-4-yl}-3-ethoxy-thiophene-2-carboxylic acid;
 5-{6-[2-(2-Cyano-6-fluoro-4-methyl-indol-1-yl)-ethylamino]-pyrimidin-4-yl}-3-ethoxy-thiophene-2-carboxylic acid;

- 4-{6-[2-(7-Fluoro-4-methoxy-2-methyl-indol-1-yl)-ethylamino]-pyrimidin-4-yl}-2-methylamino-benzoic acid;
 5-{6-[2-(7-Chloro-4-methoxy-2-methyl-indol-1-yl)-ethylamino]-pyrimidin-4-yl}-3-ethoxy-thiophene-2-carboxylic acid;
 3-Ethoxy-5-{6-[2-(6-fluoro-4-methoxy-2-methyl-indol-1-yl)-ethylamino]-pyrimidin-4-yl}-thiophene-2-carboxylic acid;
 3-Ethoxy-5-{6-[2-(7-fluoro-4-methoxy-2-methyl-indol-1-yl)-ethylamino]-pyrimidin-4-yl}-thiophene-2-carboxylic acid;
 3-Ethoxy-5-{6-[2-(4,6,7-trifluoro-2-methyl-indol-1-yl)-ethylamino]-pyrimidin-4-yl}-thiophene-2-carboxylic acid;
 3-Ethoxy-5-{6-[2-(4,5,7-trifluoro-2-methyl-indol-1-yl)-ethylamino]-pyrimidin-4-yl}-thiophene-2-carboxylic acid;
 5-{6-[2-(6,7-Difluoro-2,4-dimethyl-indol-1-yl)-ethylamino]-pyrimidin-4-yl}-3-ethoxy-thiophene-2-carboxylic acid;
 {6-[4-(3-Amino-isoxazol-5-yl)-phenyl]-pyrimidin-4-yl}-[2-(7-fluoro-4-methoxy-2-methyl-indol-1-yl)-ethyl]-amine;
 [2-(6,7-Difluoro-4-methoxy-2-methyl-indol-1-yl)-ethyl]-{6-[4-(1H-imidazol-4-yl)-phenyl]-pyrimidin-4-yl}-amine;
 [2-(7-Fluoro-2,4-dimethyl-indol-1-yl)-ethyl]-{6-[4-(5-methylamino-[1,3,4]thiadiazol-2-yl)-phenyl]-pyrimidin-4-yl}-amine;
 5-{6-[2-(2-Cyano-6-fluoro-4-methoxy-indol-1-yl)-ethylamino]-pyrimidin-4-yl}-3-ethoxy-thiophene-2-carboxylic acid;
 2-Ethylamino-4-{6-[2-(7-fluoro-4-methoxy-2-methyl-indol-1-yl)-ethylamino]-pyrimidin-4-yl}-benzoic acid;
 5-{6-[2-(6,7-Difluoro-4-methoxy-2-methyl-indol-1-yl)-ethylamino]-pyrimidin-4-yl}-3-ethoxy-thiophene-2-carboxylic acid;
 5-{6-[2-(6-Fluoro-2,4-dimethyl-indol-1-yl)-ethylamino]-2-methyl-pyrimidin-4-yl}-3-trifluoromethyl-thiophene-2-carboxylic acid;
 5-{6-[2-(7-Fluoro-4-methoxy-2-methyl-indol-1-yl)-ethylamino]-pyrimidin-4-yl}-3-trifluoromethyl-thiophene-2-carboxylic acid;
 5-{6-[2-(6-Fluoro-4-methoxy-2-methyl-indol-1-yl)-ethylamino]-pyrimidin-4-yl}-3-trifluoromethyl-thiophene-2-carboxylic acid;
 [2-(7-Fluoro-4-methoxy-2-methyl-indol-1-yl)-ethyl]-{6-[4-(5-methylamino-[1,3,4]thiadiazol-2-yl)-phenyl]-pyrimidin-4-yl}-amine;
 4-{4-{6-[2-(7-Fluoro-4-methoxy-2-methyl-indol-1-yl)-ethylamino]-pyrimidin-4-yl}-phenyl}-thiazole-2-carboxylic acid;
 2-Chloro-4-{6-[2-(6-chloro-4-methoxy-2-methyl-indol-1-yl)-ethylamino]-pyrimidin-4-yl}-6-propyl-benzoic acid;
 2-Chloro-4-{6-[2-(6-fluoro-4-methoxy-2-methyl-indol-1-yl)-ethylamino]-pyrimidin-4-yl}-6-propyl-benzoic acid;
 5-{6-[2-(6,7-Difluoro-4-methoxy-2-methyl-indol-1-yl)-ethylamino]-pyrimidin-4-yl}-3-trifluoromethyl-thiophene-2-carboxylic acid;
 4-{6-[2-(6-Fluoro-4-methoxy-2-methyl-indol-1-yl)-ethylamino]-pyrimidin-4-yl}-2-isobutyl-benzoic acid;
 5-{6-[2-(7-Fluoro-4-methoxy-2-methyl-indol-1-yl)-ethylamino]-2-methyl-pyrimidin-4-yl}-3-trifluoromethyl-thiophene-2-carboxylic acid;
 5-{6-[2-(6-Fluoro-4-methoxy-2-methyl-indol-1-yl)-ethylamino]-2-methyl-pyrimidin-4-yl}-3-trifluoromethyl-thiophene-2-carboxylic acid;
 1-Ethyl-3-{4-{6-[2-(7-fluoro-4-methoxy-2-methyl-indol-1-yl)-ethylamino]-pyrimidin-4-yl}-2-methoxy-phenyl}-urea;
 {6-[4-(2-Amino-oxazol-5-yl)-phenyl]-pyrimidin-4-yl}-[2-(6-fluoro-4-methoxy-2-methyl-indol-1-yl)-ethyl]-amine;
 {6-[4-(2-Amino-oxazol-5-yl)-phenyl]-pyrimidin-4-yl}-[2-(7-fluoro-4-methoxy-2-methyl-indol-1-yl)-ethyl]-amine;
 2-{4-{6-[2-(6-Fluoro-4-methoxy-2-methyl-indol-1-yl)-ethylamino]-pyrimidin-4-yl}-phenyl}-thiazole-4-carboxylic acid;
 2-{4-{6-[2-(7-Fluoro-4-methoxy-2-methyl-indol-1-yl)-ethylamino]-pyrimidin-4-yl}-phenyl}-thiazole-4-carboxylic acid;
 [2-(6-Fluoro-4-methoxy-2-methyl-indol-1-yl)-ethyl]-{6-[4-(2-methyl-1H-imidazol-4-yl)-phenyl]-pyrimidin-4-yl}-amine;
 [2-(6-Fluoro-2,4-dimethyl-indol-1-yl)-ethyl]-{6-[4-(5-methylamino-[1,3,4]thiadiazol-2-yl)-phenyl]-pyrimidin-4-yl}-amine;
 4-{6-[2-(2-Cyano-6-fluoro-4-methoxy-indol-1-yl)-ethylamino]-pyrimidin-4-yl}-2-isobutyl-benzoic acid;
 2-Chloro-4-{6-[2-(7-fluoro-4-methoxy-2-methyl-indol-1-yl)-ethylamino]-pyrimidin-4-yl}-6-propoxy-benzoic acid;
 2-Butoxy-4-{6-[2-(7-fluoro-4-methoxy-2-methyl-indol-1-yl)-ethylamino]-pyrimidin-4-yl}-benzoic acid;
 {6-[4-(2-Amino-oxazol-5-yl)-phenyl]-pyrimidin-4-yl}-[2-(6,7-difluoro-4-methoxy-2-methyl-indol-1-yl)-ethyl]-amine;
 [2-(6,7-Difluoro-4-methoxy-2-methyl-indol-1-yl)-ethyl]-{6-[4-(2-methyl-1H-imidazol-4-yl)-phenyl]-pyrimidin-4-yl}-amine;
 [2-(6-Fluoro-4-methoxy-2-methyl-indol-1-yl)-ethyl]-{6-[4-(5-methylamino-[1,3,4]thiadiazol-2-yl)-phenyl]-pyrimidin-4-yl}-amine;

din-4-yl)-amine;
 {6-[3-Ethoxy-4-(1H-tetrazol-5-yl)-phenyl]-pyrimidin-4-yl}-[2-(7-fluoro-4-methoxy-2-methyl-indol-1-yl)-ethyl]-amine;
 {6-[3-Ethylamino-4-(1H-tetrazol-5-yl)-phenyl]-pyrimidin-4-yl}-[2-(7-fluoro-4-methoxy-2-methyl-indol-1-yl)-ethyl]-amine;
 [2-(7-Chloro-4-methoxy-2-methyl-indol-1-yl)-ethyl]-{6-[3-ethylamino-4-(1H-tetrazol-5-yl)-phenyl]-pyrimidin-4-yl}-amine;
 {6-[3-Ethylamino-4-(1H-tetrazol-5-yl)-phenyl]-pyrimidin-4-yl}-[2-(4-methoxy-2-methyl-indol-1-yl)-ethyl]-amine;
 {6-[3-Ethylamino-4-(1H-tetrazol-5-yl)-phenyl]-pyrimidin-4-yl}-[2-(7-fluoro-2,4-dimethyl-indol-1-yl)-ethyl]-amine;
 3-Butoxy-5-{6-[2-(6-fluoro-4-methoxy-2-methyl-indol-1-yl)-ethylamino]-pyrimidin-4-yl}-thiophene-2-carboxylic acid;
 3-Butoxy-5-{6-[2-(7-fluoro-4-methoxy-2-methyl-indol-1-yl)-ethylamino]-pyrimidin-4-yl}-thiophene-2-carboxylic acid;
 5-{6-[2-(6-Fluoro-4-methoxy-2-methyl-indol-1-yl)-ethylamino]-pyrimidin-4-yl}-3-propoxy-thiophene-2-carboxylic acid;
 5-{6-[2-(7-Fluoro-4-methoxy-2-methyl-indol-1-yl)-ethylamino]-pyrimidin-4-yl}-3-isopropoxy-thiophene-2-carboxylic acid;
 5-{6-[2-(6-Fluoro-4-methoxy-2-methyl-indol-1-yl)-ethylamino]-pyrimidin-4-yl}-3-isopropoxy-thiophene-2-carboxylic acid;
 5-{6-[2-(7-Fluoro-4-methoxy-2-methyl-indol-1-yl)-ethylamino]-pyrimidin-4-yl}-3-propoxy-thiophene-2-carboxylic acid;
 3-(4-{6-[2-(6,7-Difluoro-4-methoxy-2-methyl-indol-1-yl)-ethylamino]-pyrimidin-4-yl}-phenyl)-4H-[1,2,4]oxadiazol-5-one;
 2-Chloro-4-{6-[2-(7-fluoro-4-methoxy-2-methyl-indol-1-yl)-ethylamino]-pyrimidin-4-yl}-6-isobutoxy-benzoic acid;
 [2-(7-Fluoro-4-methoxy-2-methyl-indol-1-yl)-ethyl]-[6-(1H-indol-5-yl)-pyrimidin-4-yl]-amine;
 [2-(6,7-Difluoro-4-methoxy-2-methyl-indol-1-yl)-ethyl]-[6-(1H-indol-5-yl)-pyrimidin-4-yl]-amine;
 6-{6-[2-(7-Fluoro-4-methoxy-2-methyl-indol-1-yl)-ethylamino]-pyrimidin-4-yl}-1,2-dihydro-indazol-3-one;
 4-{6-[2-(2-Chloro-7-fluoro-4-methoxy-indol-1-yl)-ethylamino]-pyrimidin-4-yl}-2-ethoxy-benzoic acid;
 5-{6-[2-(2-Chloro-7-fluoro-4-methoxy-indol-1-yl)-ethylamino]-pyrimidin-4-yl}-3-ethoxy-thiophene-2-carboxylic acid;
 5-{6-[2-(4-Bromo-2-methyl-indol-1-yl)-ethylamino]-pyrimidin-4-yl}-3-ethoxy-thiophene-2-carboxylic acid;
 [2-(7-Fluoro-4-methoxy-2-methyl-indol-1-yl)-ethyl]-[6-[5-(1H-tetrazol-5-yl)-thiophen-2-yl]-pyrimidin-4-yl]-amine;
 5-{6-[2-(6-Fluoro-4-methoxy-2-methyl-indol-1-yl)-ethylamino]-pyrimidin-4-yl}-3-hydroxy-thiophene-2-carboxylic acid;
 5-{6-[2-(2-Cyano-7-fluoro-4-methoxy-indol-1-yl)-ethylamino]-pyrimidin-4-yl}-3-isopropoxy-thiophene-2-carboxylic acid;
 1-(2-{6-[3-Ethoxy-4-(1H-tetrazol-5-yl)-phenyl]-pyrimidin-4-ylamino}-ethyl)-7-fluoro-4-methoxy-1H-indole-2-carbonitrile;
 5-{6-[2-(2-Cyano-7-fluoro-4-methoxy-indol-1-yl)-ethylamino]-pyrimidin-4-yl}-3-trifluoromethyl-thiophene-2-carboxylic acid;
 5-{6-[2-(2-cyano-7-fluoro-4-methoxy-indol-1-yl)-ethylamino]-pyrimidin-4-yl}-3-ethoxy-thiophene-2-carboxylic acid;
 5-{6-[2-(2-Cyano-7-fluoro-4-methoxy-indol-1-yl)-ethylamino]-pyrimidin-4-yl}-3-fluoro-thiophene-2-carboxylic acid;
 4-{6-[2-(2-Cyano-7-fluoro-4-methoxy-indol-1-yl)-ethylamino]-pyrimidin-4-yl}-2-ethoxy-benzoic acid;
 (4-{6-[2-(2-Cyano-7-fluoro-4-methoxy-indol-1-yl)-ethylamino]-pyrimidin-4-yl}-2-ethoxy-phenoxy)-acetic acid;
 N-(5-{6-[2-(2-Cyano-7-fluoro-4-methoxy-indol-1-yl)-ethylamino]-pyrimidin-4-yl}-3-ethoxy-thiophene-2-carbon-yl)-methanesulfonamide;
 (2-Ethoxy-4-{6-[2-(7-fluoro-4-methoxy-2-methyl-indol-1-yl)-ethylamino]-pyrimidin-4-yl}-phenoxy)-acetic acid;
 (2-Ethoxy-4-{6-[2-(7-fluoro-4-methoxy-2-methyl-indol-1-yl)-ethylamino]-pyrimidin-4-yl}-phenylamino)-acetic acid;
 5-{6-[2-(2-Cyano-4-methoxy-indol-1-yl)-ethylamino]-pyrimidin-4-yl}-3-ethoxy-thiophene-2-carboxylic acid;
 N-(5-{6-[2-(2-Cyano-7-fluoro-4-methoxy-indol-1-yl)-ethylamino]-pyrimidin-4-yl}-3-ethoxy-thiophene-2-carbon-yl)-benzenesulfonamide;
 Propane-2-sulfonic acid (5-{6-[2-(2-cyano-7-fluoro-4-methoxy-indol-1-yl)-ethylamino]-pyrimidin-4-yl}-3-ethoxy-thiophene-2-carbonyl)-amide;

Cyclopropanesulfonic acid (5-{6-[2-(2-cyano-7-fluoro-4-methoxy-indol-1-yl)-ethylamino]-pyrimidin-4-yl}-3-ethoxy-thiophene-2-carbonyl)-amide; and
 5-{6-[2-(2-Cyano-7-fluoro-4-methoxy-indol-1-yl)-ethylamino]-pyrimidin-4-yl}-3-ethoxy-thiophene-2-carboxylic acid methylamide.

28) In addition to the most preferred compounds listed in embodiment 27), further preferred compounds according to embodiment 1) are selected from the following compounds:

3-Chloro-5-{6-[2-(4-chloro-7-fluoro-2-methyl-indol-1-yl)-ethylamino]-pyrimidin-4-yl}-thiophene-2-carboxylic acid;
 3-Chloro-5-{6-[2-(6-fluoro-2,4-dimethyl-indol-1-yl)-ethylamino]-pyrimidin-4-yl}-thiophene-2-carboxylic acid;
 (2-Chloro-4-{6-[2-(7-fluoro-4-methoxy-2-methyl-indol-1-yl)-ethylamino]-pyrimidin-4-yl}-phenyl)-methanol;
 5-{6-[2-(7-Fluoro-2,4-dimethyl-indol-1-yl)-ethylamino]-pyrimidin-4-yl}-3-methyl-thiophene-2-carboxylic acid;
 [6-(2,3-Dihydro-1H-indol-5-yl)-pyrimidin-4-yl]-[2-(7-fluoro-4-methoxy-2-methyl-indol-1-yl)-ethyl]-amine;
 [2-(6-Fluoro-2,4-dimethyl-indol-1-yl)-ethyl]-[6-[4-(1H-imidazol-4-yl)-phenyl]-pyrimidin-4-yl]-amine;
 [2-(4-Methoxy-2-methyl-indol-1-yl)-ethyl]-[6-[4-(2H-pyrazol-3-yl)-phenyl]-pyrimidin-4-yl]-amine;
 {6-[4-(1H-Imidazol-4-yl)-phenyl]-pyrimidin-4-yl}-[2-(4-methoxy-2-methyl-indol-1-yl)-ethyl]-amine;
 [2-(7-Fluoro-4-methoxy-2-methyl-indol-1-yl)-ethyl]-[6-(2-methyl-1H-benzimidazol-5-yl)-pyrimidin-4-yl]-amine;
 3-Ethyl-5-{6-[2-(7-fluoro-2,4-dimethyl-indol-1-yl)-ethylamino]-pyrimidin-4-yl}-thiophene-2-carboxylic acid;
 3-Fluoro-5-{6-[2-(7-fluoro-4-methoxy-2-methyl-indol-1-yl)-ethylamino]-pyrimidin-4-yl}-thiophene-2-carboxylic acid;
 3-Fluoro-5-{6-[2-(6-fluoro-4-methoxy-2-methyl-indol-1-yl)-ethylamino]-pyrimidin-4-yl}-thiophene-2-carboxylic acid;
 (4-{6-[2-(7-Fluoro-4-methoxy-2-methyl-indol-1-yl)-ethylamino]-pyrimidin-4-yl}-2-methoxy-phenyl)-methanol;
 (2-Ethoxy-4-{6-[2-(7-fluoro-4-methoxy-2-methyl-indol-1-yl)-ethylamino]-pyrimidin-4-yl}-phenyl)-methanol;
 [2-(6,7-Difluoro-2,4-dimethyl-indol-1-yl)-ethyl]-[6-[4-(1H-imidazol-4-yl)-phenyl]-pyrimidin-4-yl]-amine;
 5-{6-[2-(4,5-Difluoro-2-methyl-indol-1-yl)-ethylamino]-pyrimidin-4-yl}-3-ethoxy-thiophene-2-carboxylic acid;
 5-{6-[2-(5-Chloro-7-fluoro-2-methyl-indol-1-yl)-ethylamino]-pyrimidin-4-yl}-3-ethoxy-thiophene-2-carboxylic acid;
 2-Ethylamino-4-{6-[2-(6-fluoro-2,4-dimethyl-indol-1-yl)-ethylamino]-pyrimidin-4-yl}-benzoic acid;
 2-Ethylamino-4-{6-[2-(7-fluoro-2,4-dimethyl-indol-1-yl)-ethylamino]-pyrimidin-4-yl}-benzoic acid;
 2-Ethylamino-4-{6-[2-(4-methoxy-2-methyl-indol-1-yl)-ethylamino]-pyrimidin-4-yl}-benzoic acid;
 3-Ethoxy-5-{6-[2-(4-methoxy-2,7-dimethyl-indol-1-yl)-ethylamino]-pyrimidin-4-yl}-thiophene-2-carboxylic acid;
 3-Ethoxy-5-{6-[2-(5,6,7-trifluoro-2-methyl-indol-1-yl)-ethylamino]-pyrimidin-4-yl}-thiophene-2-carboxylic acid;
 [2-(6,7-Difluoro-4-methoxy-2-methyl-indol-1-yl)-ethyl]-[6-[4-[1,2,4]oxadiazol-5-yl-phenyl]-pyrimidin-4-yl]-amine;
 [2-(6-Fluoro-4-methoxy-2-methyl-indol-1-yl)-ethyl]-[6-[4-(1-methyl-1H-pyrazol-3-yl)-phenyl]-pyrimidin-4-yl]-amine;
 3-(4-{6-[2-(6-Fluoro-4-methoxy-2-methyl-indol-1-yl)-ethylamino]-pyrimidin-4-yl}-phenyl)-4H-[1,2,4]oxadiazol-5-one;
 4-{6-[2-(7-Fluoro-4-methoxy-2-methyl-indol-1-yl)-ethylamino]-pyrimidin-4-yl}-2-propyl-benzoic acid;
 1-Ethyl-3-(2-methoxy-4-{6-[2-(4-methoxy-2-methyl-indol-1-yl)-ethylamino]-pyrimidin-4-yl}-phenyl)-urea;
 2-Chloro-6-ethylamino-4-{6-[2-(7-fluoro-4-methoxy-2-methyl-indol-1-yl)-ethylamino]-pyrimidin-4-yl}-benzoic acid;
 [2-(7-Fluoro-4-methoxy-2-methyl-indol-1-yl)-ethyl]-[6-(quinolin-6-yl)-pyrimidin-4-yl]-amine;
 2-Ethylamino-6-fluoro-4-{6-[2-(7-fluoro-2,4-dimethyl-indol-1-yl)-ethylamino]-pyrimidin-4-yl}-benzoic acid;
 4-{6-[2-(7-Chloro-4-methoxy-2-methyl-indol-1-yl)-ethylamino]-pyrimidin-4-yl}-2-ethylamino-benzoic acid;
 2-Chloro-4-{6-[2-(6-fluoro-2,4-dimethyl-indol-1-yl)-ethylamino]-pyrimidin-4-yl}-6-propyl-benzoic acid;
 2-Chloro-4-{6-[2-(7-fluoro-2,4-dimethyl-indol-1-yl)-ethylamino]-pyrimidin-4-yl}-6-propyl-benzoic acid;
 2-Fluoro-4-{6-[2-(7-fluoro-2,4-dimethyl-indol-1-yl)-ethylamino]-pyrimidin-4-yl}-6-propyl-benzoic acid;
 4-{6-[2-(5,7-Difluoro-2,4-dimethyl-indol-1-yl)-ethylamino]-pyrimidin-4-yl}-2-ethoxy-benzoic acid;
 2-Chloro-4-{6-[2-(4-methoxy-2-methyl-indol-1-yl)-ethylamino]-pyrimidin-4-yl}-6-propyl-benzoic acid;
 {6-[4-(2-Amino-5-methyl-thiazol-4-yl)-phenyl]-pyrimidin-4-yl}-[2-(7-fluoro-4-methoxy-2-methyl-indol-1-yl)-ethyl]-amine;
 5-{6-[2-(7-Fluoro-4-methoxy-2-methyl-indol-1-yl)-ethylamino]-pyrimidin-4-yl}-3-propyl-2,3-dihydro-isindol-1-one;
 2-Cyclobutoxy-4-{6-[2-(7-fluoro-4-methoxy-2-methyl-indol-1-yl)-ethylamino]-pyrimidin-4-yl}-benzoic acid;
 4-{6-[2-(2-Cyano-6-fluoro-4-methoxy-indol-1-yl)-ethylamino]-pyrimidin-4-yl}-2-ethoxy-benzoic acid;

2-Ethylamino-6-fluoro-4-{6-[2-(7-fluoro-4-methoxy-2-methyl-indol-1-yl)-ethylamino]-pyrimidin-4-yl}-benzoic acid;
 4-{6-[2-(6,7-Difluoro-4-methoxy-2-methyl-indol-1-yl)-ethylamino]-pyrimidin-4-yl}-2-ethoxy-benzoic acid;
 4-{6-[2-(7-Fluoro-4-methoxy-2-methyl-indol-1-yl)-ethylamino]-pyrimidin-4-yl}-2-propoxy-benzoic acid;
 4-{6-[2-(5,7-Difluoro-2,4-dimethyl-indol-1-yl)-ethylamino]-pyrimidin-4-yl}-2-isobutyl-benzoic acid;
 2-Chloro-4-{6-[2-(7-fluoro-4-methoxy-2-methyl-indol-1-yl)-ethylamino]-pyrimidin-4-yl}-6-propyl-benzoic acid;
 2-Fluoro-4-{6-[2-(7-fluoro-4-methoxy-2-methyl-indol-1-yl)-ethylamino]-pyrimidin-4-yl}-6-propyl-benzoic acid;
 2-Fluoro-4-{6-[2-(6-fluoro-4-methoxy-2-methyl-indol-1-yl)-ethylamino]-pyrimidin-4-yl}-6-propyl-benzoic acid;
 2-Butoxy-4-{6-[2-(7-fluoro-2,4-dimethyl-indol-1-yl)-ethylamino]-pyrimidin-4-yl}-benzoic acid;
 4-{6-[2-(7-Fluoro-2,4-dimethyl-indol-1-yl)-ethylamino]-pyrimidin-4-yl}-2-isobutoxy-benzoic acid;
 4-{6-[2-(7-Fluoro-4-methoxy-2-methyl-indol-1-yl)-ethylamino]-pyrimidin-4-yl}-2-isobutyl-benzoic acid;
 2-(4-{6-[2-(7-Fluoro-2,4-dimethyl-indol-1-yl)-ethylamino]-pyrimidin-4-yl}-phenyl)-thiazole-4-carboxylic acid;
 [2-(6-Fluoro-2,4-dimethyl-indol-1-yl)-ethyl]-{6-[4-(2-methyl-1H-imidazol-4-yl)-phenyl]-pyrimidin-4-yl}-amine;
 2-(4-{6-[2-(4-Methoxy-2-methyl-indol-1-yl)-ethylamino]-pyrimidin-4-yl}-phenyl)-thiazole-4-carboxylic acid;
 4-{6-[2-(7-Fluoro-4-methoxy-2-methyl-indol-1-yl)-ethylamino]-pyrimidin-4-yl}-2-trifluoromethyl-benzenesulfonamide;
 {6-[4-(5-Amino-[1,3,4]thiadiazol-2-yl)-phenyl]-pyrimidin-4-yl}-[2-(6-fluoro-2,4-dimethyl-indol-1-yl)-ethyl]-amine;
 [2-(6,7-Difluoro-2,4-dimethyl-indol-1-yl)-ethyl]-{6-[4-(2-methyl-1H-imidazol-4-yl)-phenyl]-pyrimidin-4-yl}-amine;
 4-(4-{6-[2-(6-Fluoro-4-methoxy-2-methyl-indol-1-yl)-ethylamino]-pyrimidin-4-yl}-phenyl)-thiazole-2-carboxylic acid;
 [2-(6-Fluoro-4-methoxy-2-methyl-indol-1-yl)-ethyl]-{6-[4-(5-methyl-1H-pyrazol-3-yl)-phenyl]-pyrimidin-4-yl}-amine;
 4-{6-[2-(7-Fluoro-4-methoxy-2-methyl-indol-1-yl)-ethylamino]-pyrimidin-4-yl}-2-(2,2,2-trifluoro-ethylamino)-benzoic acid;
 2-Cyclopentyloxy-4-{6-[2-(7-fluoro-4-methoxy-2-methyl-indol-1-yl)-ethylamino]-pyrimidin-4-yl}-benzoic acid;
 2-Butoxy-4-{6-[2-(6-fluoro-4-methoxy-2-methyl-indol-1-yl)-ethylamino]-pyrimidin-4-yl}-benzoic acid;
 4-{6-[2-(6-Fluoro-4-methoxy-2-methyl-indol-1-yl)-ethylamino]-pyrimidin-4-yl}-2-isobutoxy-benzoic acid;
 4-{6-[2-(7-Fluoro-4-methoxy-2-methyl-indol-1-yl)-ethylamino]-pyrimidin-4-yl}-2-isobutoxy-benzoic acid;
 4-{6-[2-(6,7-Difluoro-4-methoxy-2-methyl-indol-1-yl)-ethylamino]-pyrimidin-4-yl}-2-isobutyl-benzoic acid;
 4-{6-[2-(7-Fluoro-4-methoxy-2-methyl-indol-1-yl)-ethylamino]-2-methyl-pyrimidin-4-yl}-2-isobutyl-benzoic acid;
 2-Chloro-4-{6-[2-(5,7-difluoro-2,4-dimethyl-indol-1-yl)-ethylamino]-pyrimidin-4-yl}-6-propoxy-benzoic acid;
 4-{6-[2-(6,7-Difluoro-4-methoxy-2-methyl-indol-1-yl)-ethylamino]-pyrimidin-4-yl}-2-fluoro-6-propoxy-benzoic acid;
 4-{6-[2-(6,7-Difluoro-4-methoxy-2-methyl-indol-1-yl)-ethylamino]-pyrimidin-4-yl}-2-(2,2,2-trifluoro-ethylamino)-benzoic acid;
 [2-(5-Chloro-7-methyl-[1,3]dioxolo[4,5-e]indol-6-yl)-ethyl]-{6-[3-ethylamino-4-(1H-tetrazol-5-yl)-phenyl]-pyrimidin-4-yl}-amine;
 {6-[3-Ethoxy-4-(1H-tetrazol-5-yl)-phenyl]-pyrimidin-4-yl}-[2-(7-fluoro-2,4-dimethyl-indol-1-yl)-ethyl]-amine;
 {6-[3-Ethoxy-4-(1H-tetrazol-5-yl)-phenyl]-pyrimidin-4-yl}-[2-(4-methoxy-2-methyl-indol-1-yl)-ethyl]-amine;
 3-(4-{6-[2-(6-Chloro-4-methoxy-2-methyl-indol-1-yl)-ethylamino]-pyrimidin-4-yl}-phenyl)-4H-[1,2,4]oxadiazol-5-one;
 2-Chloro-4-{6-[2-(6-fluoro-4-methoxy-2-methyl-indol-1-yl)-ethylamino]-pyrimidin-4-yl}-6-isobutoxy-benzoic acid;
 [2-(6-Fluoro-2,4-dimethyl-indol-1-yl)-ethyl]-[6-(1 H-indol-5-yl)-pyrimidin-4-yl]-amine;
 [2-(7-Fluoro-2,4-dimethyl-indol-1-yl)-ethyl]-[6-(1 H-indol-5-yl)-pyrimidin-4-yl]-amine;
 [2-(6-Fluoro-4-methoxy-2-methyl-indol-1-yl)-ethyl]-[6-(1H-indol-5-yl)-pyrimidin-4-yl]-amine;
 [2-(6-Fluoro-4-methoxy-2-methyl-indol-1-yl)-ethyl]-[6-(1-methyl-1H-indol-5-yl)-pyrimidin-4-yl]-amine;
 [2-(7-Fluoro-4-methoxy-2-methyl-indol-1-yl)-ethyl]-[6-(1-methyl-1H-indol-5-yl)-pyrimidin-4-yl]-amine;
 [2-(6,7-Difluoro-4-methoxy-2-methyl-indol-1-yl)-ethyl]-[6-(1-methyl-1H-indol-5-yl)-pyrimidin-4-yl]-amine;
 2-Chloro-4-{6-[2-(6-fluoro-4-methoxy-2-methyl-indol-1-yl)-ethylamino]-pyrimidin-4-yl}-6-(2,2,2-trifluoroethoxy)-benzoic acid;
 2-Chloro-4-{6-[2-(6,7-difluoro-4-methoxy-2-methyl-indol-1-yl)-ethylamino]-pyrimidin-4-yl}-6-(2,2,2-trifluoroethoxy)-benzoic acid;
 2-Chloro-4-{6-[2-(7-fluoro-4-methoxy-2-methyl-indol-1-yl)-ethylamino]-pyrimidin-4-yl}-6-(2,2,2-trifluoroethoxy)-benzoic acid;
 [2-(6-Fluoro-4-methoxy-2-methyl-indol-1-yl)-ethyl]-[6-(4-pyrazin-2-yl-phenyl)-pyrimidin-4-yl]-amine;
 6-{6-[2-(7-Chloro-5-fluoro-4-methoxy-2-methyl-indol-1-yl)-ethylamino]-pyrimidin-4-yl}-1,2-dihydro-indazol-3-one;

3-Ethoxy-5-{6-[2-(7-fluoro-4-methoxy-2-methyl-indol-1-yl)-1-methyl-ethylamino]-pyrimidin-4-yl}-thiophene-2-carboxylic acid; and
 5-{6-[2-(7-Fluoro-4-methoxy-2-methyl-indol-1-yl)-ethylamino]-pyrimidin-4-yl}-3-hydroxy-thiophene-2-carboxylic acid.

29) Further compounds according to embodiment 1) are selected from the following compounds:

[6-(4-Amino-phenyl)-pyrimidin-4-yl]-[2-(7-fluoro-2,4-dimethyl-indol-1-yl)-ethyl]-amine;
 [6-(4-Amino-phenyl)-pyrimidin-4-yl]-[2-(7-fluoro-4-methoxy-2-methyl-indol-1-yl)-ethyl]-amine;
 3-Chloro-5-{6-[2-(2-methyl-indol-1-yl)-ethylamino]-pyrimidin-4-yl}-thiophene-2-carboxylic acid;
 3-Ethyl-5-{6-[2-(2-methyl-indol-1-yl)-ethylamino]-pyrimidin-4-yl}-thiophene-2-carboxylic acid;
 [6-(1H-Benzoimidazol-5-yl)-pyrimidin-4-yl]-[2-(4-methoxy-2-methyl-indol-1-yl)-ethyl]-amine;
 [6-(2,3-Dihydro-1H-indol-5-yl)-pyrimidin-4-yl]-[2-(6-fluoro-2,4-dimethyl-indol-1-yl)-ethyl]-amine;
 [6-(2,3-Dihydro-1H-indol-5-yl)-pyrimidin-4-yl]-[2-(7-fluoro-2,4-dimethyl-indol-1-yl)-ethyl]-amine;
 [6-(2,3-Dihydro-1H-indol-5-yl)-pyrimidin-4-yl]-[2-(4-methoxy-2-methyl-indol-1-yl)-ethyl]-amine;
 (4-{6-[2-(4-Methoxy-2-methyl-indol-1-yl)-ethylamino]-pyrimidin-4-yl}-2-methyl-phenyl)-methanol;
 (2-Chloro-4-{6-[2-(4-methoxy-2-methyl-indol-1-yl)-ethylamino]-pyrimidin-4-yl}-phenyl)-methanol;
 (2-Fluoro-4-{6-[2-(4-methoxy-2-methyl-indol-1-yl)-ethylamino]-pyrimidin-4-yl}-phenyl)-methanol;
 3-Chloro-5-{6-[2-(7-fluoro-2,4-dimethyl-indol-1-yl)-ethylamino]-pyrimidin-4-yl}-thiophene-2-carboxylic acid;
 (2-Fluoro-4-{6-[2-(7-fluoro-2,4-dimethyl-indol-1-yl)-ethylamino]-pyrimidin-4-yl}-phenyl)-methanol;
 3-Chloro-5-{6-[2-(4-methoxy-2-methyl-indol-1-yl)-ethylamino]-pyrimidin-4-yl}-thiophene-2-carboxylic acid;
 4-{6-[2-(7-Fluoro-2,4-dimethyl-indol-1-yl)-ethylamino]-pyrimidin-4-yl}-benzamide;
 4-{6-[2-(2,4-Dimethyl-indol-1-yl)-ethylamino]-pyrimidin-4-yl}-2-ethyl-benzoic acid;
 (2-Fluoro-4-{6-[2-(7-fluoro-4-methoxy-2-methyl-indol-1-yl)-ethylamino]-pyrimidin-4-yl}-phenyl)-methanol;
 2-Chloro-4-{6-[2-(7-fluoro-2,4-dimethyl-indol-1-yl)-ethylamino]-pyrimidin-4-yl}-benzoic acid;
 (4-{6-[2-(7-Fluoro-2,4-dimethyl-indol-1-yl)-ethylamino]-pyrimidin-4-yl}-2-methoxy-phenyl)-methanol;
 4-{6-[2-(7-Fluoro-2,4-dimethyl-indol-1-yl)-ethylamino]-pyrimidin-4-yl}-2-methyl-benzoic acid;
 (4-{6-[2-(7-Fluoro-4-methoxy-2-methyl-indol-1-yl)-ethylamino]-pyrimidin-4-yl}-2-methyl-phenyl)-methanol;
 2-Ethylsulfanyl-4-{6-[2-(2-methyl-indol-1-yl)-ethylamino]-pyrimidin-4-yl}-benzoic acid;
 2,6-Difluoro-4-{6-[2-(7-fluoro-4-methoxy-2-methyl-indol-1-yl)-ethylamino]-pyrimidin-4-yl}-phenol;
 4-{6-[2-(2,4-Dimethyl-indol-1-yl)-ethylamino]-pyrimidin-4-yl}-2-methoxy-benzoic acid;
 (2-Methoxy-4-{6-[2-(4-methoxy-2-methyl-indol-1-yl)-ethylamino]-pyrimidin-4-yl}-phenyl)-methanol;
 4-{6-[2-(7-Fluoro-2,4-dimethyl-indol-1-yl)-ethylamino]-pyrimidin-4-yl}-benzenesulfonic acid;
 (4-{6-[2-(4-Methoxy-2-methyl-indol-1-yl)-ethylamino]-pyrimidin-4-yl}-phenyl)-urea;
 4-{6-[2-(7-Fluoro-4-methoxy-2-methyl-indol-1-yl)-ethylamino]-pyrimidin-4-yl}-benzamide;
 3-Chloro-5-{6-[2-(4,6-dichloro-2-methyl-indol-1-yl)-ethylamino]-pyrimidin-4-yl}-thiophene-2-carboxylic acid;
 4-{6-[2-(4-Chloro-7-fluoro-2-methyl-indol-1-yl)-ethylamino]-pyrimidin-4-yl}-benzoic acid;
 3-Fluoro-5-{6-[2-(7-fluoro-2,4-dimethyl-indol-1-yl)-ethylamino]-pyrimidin-4-yl}-thiophene-2-carboxylic acid;
 3-Fluoro-5-{6-[2-(6-fluoro-2,4-dimethyl-indol-1-yl)-ethylamino]-pyrimidin-4-yl}-thiophene-2-carboxylic acid;
 3-Fluoro-5-{6-[2-(4-methoxy-2-methyl-indol-1-yl)-ethylamino]-pyrimidin-4-yl}-thiophene-2-carboxylic acid;
 3-Ethoxy-5-{6-[2-(2-methyl-indol-1-yl)-ethylamino]-pyrimidin-4-yl}-thiophene-2-carboxylic acid;
 5-{6-[2-(4-Methoxy-2-methyl-indol-1-yl)-ethylamino]-pyrimidin-4-yl}-3-methyl-thiophene-2-carboxylic acid;
 [6-(1H-Benzoimidazol-5-yl)-pyrimidin-4-yl]-[2-(7-fluoro-4-methoxy-2-methyl-indol-1-yl)-ethyl]-amine;
 [2-(7-Fluoro-4-methoxy-2-methyl-indol-1-yl)-ethyl]-[6-(1H-indazol-6-yl)-pyrimidin-4-yl]-amine;
 [2-(6-Fluoro-4-methoxy-2-methyl-indol-1-yl)-ethyl]-[6-(1H-indol-6-yl)-pyrimidin-4-yl]-amine;
 5-{6-[2-(7-Fluoro-2,4-dimethyl-indol-1-yl)-ethylamino]-pyrimidin-4-yl}-1,3-dihydro-indol-2-one;
 5-{6-[2-(7-Fluoro-2,4-dimethyl-indol-1-yl)-ethylamino]-pyrimidin-4-yl}-2,3-dihydro-isoindol-1-one;
 [2-(7-Chloro-4-methoxy-2-methyl-indol-1-yl)-ethyl]-[6-(2,3-dihydro-1H-indol-5-yl)-pyrimidin-4-yl]-amine;
 [2-(7-Fluoro-4-methoxy-2-methyl-indol-1-yl)-ethyl]-[6-(1H-indol-6-yl)-pyrimidin-4-yl]-amine;
 [2-(7-Fluoro-2,4-dimethyl-indol-1-yl)-ethyl]-[6-[4-(2H-pyrazol-3-yl)-phenyl]-pyrimidin-4-yl]-amine;
 5-{6-[2-(7-Fluoro-4-methoxy-2-methyl-indol-1-yl)-ethylamino]-pyrimidin-4-yl}-**1,3-dihydro-2H-benzo[d]imidazol-2-one**;
 {6-[4-(1H-Imidazol-2-yl)-phenyl]-pyrimidin-4-yl}-[2-(4-methoxy-2-methyl-indol-1-yl)-ethyl]-amine;
 [2-(4-Methoxy-2-methyl-indol-1-yl)-ethyl]-[6-(4-pyrazol-1-yl-phenyl)-pyrimidin-4-yl]-amine;
 [2-(7-Fluoro-2,4-dimethyl-indol-1-yl)-ethyl]-[6-[4-[1,2,4]oxadiazol-5-yl-phenyl]-pyrimidin-4-yl]-amine;
 [2-(7-Fluoro-4-methoxy-2-methyl-indol-1-yl)-ethyl]-[6-(1-methyl-1H-indazol-6-yl)-pyrimidin-4-yl]-amine;
 5-{6-[2-(4-Methoxy-2-methyl-indol-1-yl)-ethylamino]-pyrimidin-4-yl}-3-methyl-2,3-dihydro-isoindol-1-one;
 5-{6-[2-(7-Fluoro-4-methoxy-2-methyl-indol-1-yl)-ethylamino]-pyrimidin-4-yl}-2,3-dihydro-isoindol-1-one;

5-6-[2-(7-Fluoro-4-methoxy-2-methyl-indol-1-yl)-ethylamino]-pyrimidin-4-yl]-1,3-dihydro-indol-2-one;
 [2-(6,7-Difluoro-4-methoxy-2-methyl-indol-1-yl)-ethyl]-[6-(1H-indol-6-yl)-pyrimidin-4-yl]-amine;
 [2-(6-Fluoro-2,4-dimethyl-indol-1-yl)-ethyl]-[6-(4-isoxazol-3-yl-phenyl)-pyrimidin-4-yl]-amine;
 5-6-[2-(7-Fluoro-2,4-dimethyl-indol-1-yl)-ethylamino]-pyrimidin-4-yl]-3-methyl-2,3-dihydro-isoindol-1-one;
 [2-(4-Methoxy-2-methyl-indol-1-yl)-ethyl]-[6-(4-thiazol-4-yl-phenyl)-pyrimidin-4-yl]-amine;
 [2-(4-Methoxy-2-methyl-indol-1-yl)-ethyl]-[6-[4-(4H-[1,2,4]triazol-3-yl)-phenyl]-pyrimidin-4-yl]-amine;
 (4-{6-[2-(7-Fluoro-4-methoxy-2-methyl-indol-1-yl)-ethylamino]-pyrimidin-4-yl}-thiophen-2-yl)-methanol;
 2-Chloro-4-{6-[2-(6-fluoro-2,4-dimethyl-indol-1-yl)-ethylamino]-pyrimidin-4-yl}-benzoic acid;
 4-{6-[2-(4-Chloro-7-fluoro-2-methyl-indol-1-yl)-ethylamino]-pyrimidin-4-yl}-2-methyl-benzoic acid;
 4-{6-[2-(7-Fluoro-4-methoxy-2-methyl-indol-1-yl)-ethylamino]-pyrimidin-4-yl}-benzoic acid;
 5-6-[2-(7-Chloro-4-methoxy-2-methyl-indol-1-yl)-ethylamino]-pyrimidin-4-yl]-3-fluoro-thiophene-2-carboxylic
 acid;
 4-{6-[2-(7-Fluoro-4-methoxy-2-methyl-indol-1-yl)-ethylamino]-pyrimidin-4-yl}-benzenesulfonic acid;
 3-Ethoxy-5-{6-[2-(6-methoxy-2-methyl-indol-1-yl)-ethylamino]-pyrimidin-4-yl}-thiophene-2-carboxylic acid;
 2-Isobutyl-4-{6-[2-(2-methyl-indol-1-yl)-ethylamino]-pyrimidin-4-yl}-benzoic acid;
 4-{6-[2-(2,4-Dimethyl-indol-1-yl)-ethylamino]-pyrimidin-4-yl}-2-propyl-benzoic acid;
 4-{6-[2-(4,7-Difluoro-2-methyl-indol-1-yl)-ethylamino]-pyrimidin-4-yl}-2-ethyl-benzoic acid;
 4-{6-[2-(5,7-Difluoro-2-methyl-indol-1-yl)-ethylamino]-pyrimidin-4-yl}-2-ethyl-benzoic acid;
 2-Chloro-4-{6-[2-(7-fluoro-2,4-dimethyl-indol-1-yl)-ethylamino]-pyrimidin-4-yl}-6-methyl-benzoic acid;
 (2-Ethoxy-4-{6-[2-(7-fluoro-2,4-dimethyl-indol-1-yl)-ethylamino]-pyrimidin-4-yl}-phenyl)-methanol;
 4-{6-[2-(7-Fluoro-2-methyl-indol-1-yl)-ethylamino]-pyrimidin-4-yl}-2-propyl-benzoic acid;
 (2-Ethoxy-4-{6-[2-(4-methoxy-2-methyl-indol-1-yl)-ethylamino]-pyrimidin-4-yl}-phenyl)-methanol;
 4-{6-[2-(2,4-Dimethyl-indol-1-yl)-ethylamino]-pyrimidin-4-yl}-2-ethoxy-benzoic acid;
 4-{6-[2-(7-Fluoro-2,4-dimethyl-indol-1-yl)-ethylamino]-pyrimidin-4-yl}-2-methoxy-benzoic acid;
 2-Chloro-4-{6-[2-(4-methoxy-2-methyl-indol-1-yl)-ethylamino]-pyrimidin-4-yl}-6-methyl-benzoic acid;
 (4-{6-[2-(7-Fluoro-4-methoxy-2-methyl-indol-1-yl)-ethylamino]-pyrimidin-4-yl}-phenyl)-urea;
 (6-Isoquinolin-7-yl-pyrimidin-4-yl)-[2-(2-methyl-indol-1-yl)-ethyl]-amine;
 4-{6-[2-(4,7-Difluoro-2-methyl-indol-1-yl)-ethylamino]-pyrimidin-4-yl}-2-methylamino-benzoic acid;
 4-{6-[2-(7-Chloro-2-methyl-indol-1-yl)-ethylamino]-pyrimidin-4-yl}-2-ethylamino-benzoic acid;
 4-{6-[2-(2-Cyano-indol-1-yl)-ethylamino]-pyrimidin-4-yl}-2-ethoxy-benzoic acid;
 4-{6-[2-(4-Methoxy-2-methyl-indol-1-yl)-ethylamino]-pyrimidin-4-yl}-2-methyl-benzenesulfonamide;
 4-{6-[2-(2,4-Dimethyl-indol-1-yl)-ethylamino]-pyrimidin-4-yl}-2-isobutyl-benzoic acid;
 4-{6-[2-(4,7-Dichloro-2-methyl-indol-1-yl)-ethylamino]-pyrimidin-4-yl}-2-fluoro-6-methylsulfanyl-benzoic acid;
 2-Chloro-4-{6-[2-(4,7-dichloro-2-methyl-indol-1-yl)-ethylamino]-pyrimidin-4-yl}-6-methylsulfanyl-benzoic acid;
 4-{6-[2-(7-Chloro-4-fluoro-2-methyl-indol-1-yl)-ethylamino]-pyrimidin-4-yl}-2-propyl-benzoic acid;
 4-{6-[2-(4,7-Difluoro-2-methyl-indol-1-yl)-ethylamino]-pyrimidin-4-yl}-2-propyl-benzoic acid;
 4-{6-[2-(5,7-Difluoro-2-methyl-indol-1-yl)-ethylamino]-pyrimidin-4-yl}-2-propyl-benzoic acid;
 4-{6-[2-(7-Chloro-2,4-dimethyl-indol-1-yl)-ethylamino]-pyrimidin-4-yl}-2-ethylsulfanyl-benzoic acid;
 4-{6-[2-(7-Fluoro-2,4-dimethyl-indol-1-yl)-ethylamino]-pyrimidin-4-yl}-2-propyl-benzoic acid;
 4-{6-[2-(7-Fluoro-2-methyl-indol-1-yl)-ethylamino]-pyrimidin-4-yl}-2-isobutyl-benzoic acid;
 4-{6-[2-(4,7-Dichloro-2-methyl-indol-1-yl)-ethylamino]-pyrimidin-4-yl}-2-ethylsulfanyl-benzoic acid;
 4-{6-[2-(4,7-Dichloro-2-methyl-indol-1-yl)-ethylamino]-pyrimidin-4-yl}-2-ethoxy-benzoic acid;
 4-{6-[2-(7-Chloro-4-fluoro-2-methyl-indol-1-yl)-ethylamino]-pyrimidin-4-yl}-2-ethoxy-benzoic acid;
 4-{6-[2-(4,7-Difluoro-2-methyl-indol-1-yl)-ethylamino]-pyrimidin-4-yl}-2-ethoxy-benzoic acid;
 4-{6-[2-(7-Chloro-2,4-dimethyl-indol-1-yl)-ethylamino]-pyrimidin-4-yl}-2-ethoxy-benzoic acid;
 2-Ethoxy-4-{6-[2-(7-fluoro-2,4-dimethyl-indol-1-yl)-ethylamino]-pyrimidin-4-yl}-benzoic acid;
 2-Chloro-6-ethyl-4-{6-[2-(4-methoxy-2-methyl-indol-1-yl)-ethylamino]-pyrimidin-4-yl}-benzoic acid;
 4-{6-[2-(2-Cyano-indol-1-yl)-ethylamino]-pyrimidin-4-yl}-2-isobutyl-benzoic acid;
 4-{6-[2-(5,7-Difluoro-2-methyl-indol-1-yl)-ethylamino]-pyrimidin-4-yl}-2-ethylamino-benzoic acid;
 4-{6-[2-(4-Chloro-2-methyl-indol-1-yl)-ethylamino]-pyrimidin-4-yl}-2-cyclopropyl-benzoic acid;
 2-Ethylamino-4-{6-[2-(6-methoxy-2-methyl-indol-1-yl)-ethylamino]-pyrimidin-4-yl}-benzoic acid;
 2-Cyclopropyl-4-{6-[2-(4,7-difluoro-2-methyl-indol-1-yl)-ethylamino]-pyrimidin-4-yl}-benzoic acid;
 2-Cyclopropyl-4-{6-[2-(7-fluoro-2,4-dimethyl-indol-1-yl)-ethylamino]-pyrimidin-4-yl}-benzoic acid;
 2-Cyclopropyl-4-{6-[2-(4-methoxy-2-methyl-indol-1-yl)-ethylamino]-pyrimidin-4-yl}-benzoic acid;
 [2-(6-Fluoro-2,4-dimethyl-indol-1-yl)-ethyl]-[6-[4-(1-methyl-1H-pyrazol-3-yl)-phenyl]-pyrimidin-4-yl]-amine;
 [2-(6-Fluoro-2,4-dimethyl-indol-1-yl)-ethyl]-[6-[4-(5-methyl-1H-pyrazol-3-yl)-phenyl]-pyrimidin-4-yl]-amine;
 [2-(4-Methoxy-2-methyl-indol-1-yl)-ethyl]-[6-[4-(5-methyl-[1,2,4]oxadiazol-3-yl)-phenyl]-pyrimidin-4-yl]-amine;
 6-{6-[2-(6-Fluoro-2,4-dimethyl-indol-1-yl)-ethylamino]-pyrimidin-4-yl}-1H-indazole-3-carboxylic acid;

[2-(6-Fluoro-4-methoxy-2-methyl-indol-1-yl)-ethyl]-[6-(4-[1,2,4]oxadiazol-5-yl-phenyl)-pyrimidin-4-yl]-amine;
 3-(4-{6-[2-(7-Fluoro-2,4-dimethyl-indol-1-yl)-ethylamino]-pyrimidin-4-yl}-phenyl)-4H-[1,2,4]oxadiazol-5-one;
 [2-(7-Fluoro-4-methoxy-2-methyl-indol-1-yl)-ethyl]-[6-(4-[1,2,4]oxadiazol-5-yl-phenyl)-pyrimidin-4-yl]-amine;
 [2-(6,7-Difluoro-2,4-dimethyl-indol-1-yl)-ethyl]-[6-(4-[1,2,4]oxadiazol-5-yl-phenyl)-pyrimidin-4-yl]-amine;
 5 {6-[4-(3-Amino-isoxazol-5-yl)-phenyl]-pyrimidin-4-yl}-[2-(7-fluoro-2,4-dimethyl-indol-1-yl)-ethyl]-amine;
 [2-(7-Fluoro-4-methoxy-2-methyl-indol-1-yl)-ethyl]-[6-[4-(1H-imidazol-2-yl)-phenyl]-pyrimidin-4-yl]-amine;
 3-(4-{6-[2-(4-Methoxy-2-methyl-indol-1-yl)-ethylamino]-pyrimidin-4-yl}-phenyl)-4H-[1,2,4]oxadiazol-5-one;
 3-Ethyl-5-{6-[2-(4-methoxy-2-methyl-indol-1-yl)-ethylamino]-pyrimidin-4-yl}-2,3-dihydro-isoindol-1-one;
 2-Ethyl-5-{6-[2-(4-methoxy-2-methyl-indol-1-yl)-ethylamino]-pyrimidin-4-yl}-2,3-dihydro-isoindol-1-one;
 10 5-(4-{6-[2-(6-Fluoro-2,4-dimethyl-indol-1-yl)-ethylamino]-pyrimidin-4-yl}-phenyl)-isoxazol-3-ol;
 [2-(7-Fluoro-4-methoxy-2-methyl-indol-1-yl)-ethyl]-[6-(4-oxazol-5-yl-phenyl)-pyrimidin-4-yl]-amine;
 5-{6-[2-(7-Fluoro-4-methoxy-2-methyl-indol-1-yl)-ethylamino]-pyrimidin-4-yl}-3-methyl-2,3-dihydro-isoindol-1-one;
 5-{6-[2-(7-Fluoro-4-methoxy-2-methyl-indol-1-yl)-ethylamino]-pyrimidin-4-yl}-2-methyl-2,3-dihydro-isoindol-1-one;
 15 one;
 [2-(6-Fluoro-4-methoxy-2-methyl-indol-1-yl)-ethyl]-[6-(4-isothiazol-5-yl-phenyl)-pyrimidin-4-yl]-amine;
 3-Ethyl-5-{6-[2-(7-fluoro-2,4-dimethyl-indol-1-yl)-ethylamino]-pyrimidin-4-yl}-2,3-dihydro-isoindol-1-one;
 [2-(7-Fluoro-4-methoxy-2-methyl-indol-1-yl)-ethyl]-[6-[4-(4H-[1,2,4]triazol-3-yl)-phenyl]-pyrimidin-4-yl]-amine;
 4-{6-[2-(6-Fluoro-2,4-dimethyl-indol-1-yl)-ethylamino]-pyrimidin-4-yl}-2-methylamino-benzoic acid;
 20 4-{6-[2-(4-Fluoro-2,7-dimethyl-indol-1-yl)-ethylamino]-pyrimidin-4-yl}-2-methylamino-benzoic acid;
 4-{6-[2-(4-Chloro-2-methyl-indol-1-yl)-ethylamino]-pyrimidin-4-yl}-2-ethylamino-benzoic acid;
 4-{6-[2-(4-Methoxy-2-methyl-indol-1-yl)-ethylamino]-pyrimidin-4-yl}-2-methylamino-benzoic acid;
 2-Amino-4-{6-[2-(7-fluoro-4-methoxy-2-methyl-indol-1-yl)-ethylamino]-pyrimidin-4-yl}-benzoic acid;
 4-{6-[2-(7-Chloro-2,4-dimethyl-indol-1-yl)-ethylamino]-pyrimidin-4-yl}-2-methylsulfanyl-benzoic acid;
 25 2-Fluoro-4-{6-[2-(7-fluoro-2,4-dimethyl-indol-1-yl)-ethylamino]-pyrimidin-4-yl}-6-methyl-benzoic acid;
 2-Ethyl-4-{6-[2-(6-fluoro-2,4-dimethyl-indol-1-yl)-ethylamino]-pyrimidin-4-yl}-benzoic acid;
 2-Ethyl-4-{6-[2-(7-fluoro-2,4-dimethyl-indol-1-yl)-ethylamino]-pyrimidin-4-yl}-benzoic acid;
 4-{6-[2-(4,7-Dichloro-2-methyl-indol-1-yl)-ethylamino]-pyrimidin-4-yl}-2-methylsulfanyl-benzoic acid;
 2,6-Dichloro-4-{6-[2-(7-fluoro-2,4-dimethyl-indol-1-yl)-ethylamino]-pyrimidin-4-yl}-benzoic acid;
 30 2-Ethyl-4-{6-[2-(4-methoxy-2-methyl-indol-1-yl)-ethylamino]-pyrimidin-4-yl}-benzoic acid;
 5-{6-[2-(7-Chloro-4-methoxy-2-methyl-indol-1-yl)-ethylamino]-pyrimidin-4-yl}-3-ethyl-thiophene-2-carboxylic acid;
 2,6-Dichloro-4-{6-[2-(4-methoxy-2-methyl-indol-1-yl)-ethylamino]-pyrimidin-4-yl}-benzoic acid;
 4-{6-[2-(6-Fluoro-2,4-dimethyl-indol-1-yl)-ethylamino]-pyrimidin-4-yl}-2-methoxy-benzoic acid;
 35 4-{6-[2-(4-Chloro-2-methyl-indol-1-yl)-ethylamino]-pyrimidin-4-yl}-2-ethoxy-benzoic acid;
 5-{6-[2-(6,7-Dichloro-2-methyl-indol-1-yl)-ethylamino]-pyrimidin-4-yl}-3-ethoxy-thiophene-2-carboxylic acid;
 3-Ethyl-5-{6-[2-(7-fluoro-2,5-dimethyl-indol-1-yl)-ethylamino]-pyrimidin-4-yl}-thiophene-2-carboxylic acid;
 4-{6-[2-(4,7-Difluoro-2-methyl-indol-1-yl)-ethylamino]-pyrimidin-4-yl}-2-ethylamino-benzoic acid;
 2-Ethylamino-4-{6-[2-(4-fluoro-2,7-dimethyl-indol-1-yl)-ethylamino]-pyrimidin-4-yl}-benzoic acid;
 40 2-Ethylamino-4-{6-[2-(7-methoxy-2-methyl-indol-1-yl)-ethylamino]-pyrimidin-4-yl}-benzoic acid;
 4-{6-[2-(7-Chloro-4-methoxy-2-methyl-indol-1-yl)-ethylamino]-pyrimidin-4-yl}-2-methylamino-benzoic acid;
 2-Ethoxy-4-{6-[2-(4-methoxy-2-methyl-indol-1-yl)-ethylamino]-pyrimidin-4-yl}-benzoic acid;
 2-Ethoxy-4-{6-[2-(6-methoxy-2-methyl-indol-1-yl)-ethylamino]-pyrimidin-4-yl}-benzoic acid;
 3-Ethoxy-5-{6-[2-(7-fluoro-5-methoxy-2-methyl-indol-1-yl)-ethylamino]-pyrimidin-4-yl}-thiophene-2-carboxylic acid;
 45 acid;
 4-{6-[2-(7-Fluoro-4-methoxy-2-methyl-indol-1-yl)-ethylamino]-pyrimidin-4-yl}-2-methoxy-benzoic acid;
 4-{6-[2-(2,5-Dimethyl-indol-1-yl)-ethylamino]-pyrimidin-4-yl}-2-isobutyl-benzoic acid;
 2-Ethyl-6-fluoro-4-{6-[2-(7-fluoro-2,4-dimethyl-indol-1-yl)-ethylamino]-pyrimidin-4-yl}-benzoic acid;
 4-{6-[2-(7-Fluoro-2,5-dimethyl-indol-1-yl)-ethylamino]-pyrimidin-4-yl}-2-propyl-benzoic acid;
 50 4-{6-[2-(4-Chloro-2-methyl-indol-1-yl)-ethylamino]-pyrimidin-4-yl}-2-isobutyl-benzoic acid;
 4-{6-[2-(7-Chloro-5-fluoro-2,4-dimethyl-indol-1-yl)-ethylamino]-pyrimidin-4-yl}-2-methylsulfanyl-benzoic acid;
 4-{6-[2-(4-Methoxy-2-methyl-indol-1-yl)-ethylamino]-pyrimidin-4-yl}-2-propyl-benzoic acid;
 5-{6-[2-(6,7-Dichloro-5-fluoro-2-methyl-indol-1-yl)-ethylamino]-pyrimidin-4-yl}-3-ethoxy-thiophene-2-carboxylic acid;
 55 2-Fluoro-4-{6-[2-(7-fluoro-4-methoxy-2-methyl-indol-1-yl)-ethylamino]-pyrimidin-4-yl}-6-methyl-benzoic acid;
 4-{6-[2-(4,5-Difluoro-2-methyl-indol-1-yl)-ethylamino]-pyrimidin-4-yl}-2-ethoxy-benzoic acid;
 4-{6-[2-(4,6-Dichloro-2-methyl-indol-1-yl)-ethylamino]-pyrimidin-4-yl}-2-ethoxy-benzoic acid;
 4-{6-[2-(4-Chloro-6-fluoro-2-methyl-indol-1-yl)-ethylamino]-pyrimidin-4-yl}-2-ethoxy-benzoic acid;

4-{6-[2-(4-Chloro-7-fluoro-2-methyl-indol-1-yl)-ethylamino]-pyrimidin-4-yl}-2-ethoxy-benzoic acid;
 2-Ethoxy-4-{6-[2-(6-fluoro-2,4-dimethyl-indol-1-yl)-ethylamino]-pyrimidin-4-yl}-benzoic acid;
 2-Ethyl-4-{6-[2-(6-fluoro-4-methoxy-2-methyl-indol-1-yl)-ethylamino]-pyrimidin-4-yl}-benzoic acid;
 4-{6-[2-(7-Chloro-2,5-dimethyl-indol-1-yl)-ethylamino]-pyrimidin-4-yl}-2-ethoxy-benzoic acid;
 2-Ethoxy-4-{6-[2-(7-fluoro-2,5-dimethyl-indol-1-yl)-ethylamino]-pyrimidin-4-yl}-benzoic acid;
 4-{6-[2-(7-Fluoro-2,4-dimethyl-indol-1-yl)-ethylamino]-pyrimidin-4-yl}-2-methoxy-6-methyl-benzoic acid;
 4-{6-[2-(7-Chloro-4-methoxy-2-methyl-indol-1-yl)-ethylamino]-pyrimidin-4-yl}-2-ethyl-benzoic acid;
 2-Ethyl-4-{6-[2-(7-fluoro-4-methoxy-2-methyl-indol-1-yl)-ethylamino]-pyrimidin-4-yl}-benzoic acid;
 2,6-Dichloro-4-{6-[2-(6-fluoro-4-methoxy-2-methyl-indol-1-yl)-ethylamino]-pyrimidin-4-yl}-benzoic acid;
 2,6-Dichloro-4-{6-[2-(7-fluoro-4-methoxy-2-methyl-indol-1-yl)-ethylamino]-pyrimidin-4-yl}-benzoic acid;
 4-{6-[2-(5-Chloro-7-methyl-[1,3]dioxolo[4,5-e]indol-6-yl)-ethylamino]-pyrimidin-4-yl}-2-ethyl-benzoic acid;
 2-Cyclopropyl-4-{6-[2-(7-fluoro-4-methoxy-2-methyl-indol-1-yl)-ethylamino]-pyrimidin-4-yl}-benzoic acid;
 {6-[4-(2-Amino-5-methyl-thiazol-4-yl)-phenyl]-pyrimidin-4-yl}-[2-(7-fluoro-2,4-dimethyl-indol-1-yl)-ethyl]-amine;
 {6-[3-FLuoro-4-(5-methyl-[1,3,4]oxadiazol-2-yl)-phenyl]-pyrimidin-4-yl}-[2-(4-methoxy-2-methyl-indol-1-yl)-ethyl]-amine;
 [2-(7-FLuoro-4-methoxy-2-methyl-indol-1-yl)-ethyl]-{6-[4-(3-methyl-[1,2,4]oxadiazol-5-yl)-phenyl]-pyrimidin-4-yl}-amine;
 [2-(7-FLuoro-4-methoxy-2-methyl-indol-1-yl)-ethyl]-{6-[4-(5-methyl-[1,2,4]oxadiazol-3-yl)-phenyl]-pyrimidin-4-yl}-amine;
 [2-(7-FLuoro-4-methoxy-2-methyl-indol-1-yl)-ethyl]-{6-[4-(3-methyl-pyrazol-1-yl)-phenyl]-pyrimidin-4-yl}-amine;
 {6-[4-(2-Amino-5-methyl-thiazol-4-yl)-phenyl]-pyrimidin-4-yl}-[2-(4-methoxy-2-methyl-indol-1-yl)-ethyl]-amine;
 3-(4-{6-[2-(7-FLuoro-4-methoxy-2-methyl-indol-1-yl)-ethylamino]-pyrimidin-4-yl}-phenyl)-4H-[1,2,4]oxadiazol-5-one;
 5-{6-[2-(4-Methoxy-2-methyl-indol-1-yl)-ethylamino]-pyrimidin-4-yl}-3-propyl-2,3-dihydro-isoindol-1-one;
 5-{6-[2-(4-Methoxy-2-methyl-indol-1-yl)-ethylamino]-pyrimidin-4-yl}-2-propyl-2,3-dihydro-isoindol-1-one;
 3-Ethyl-5-{6-[2-(7-fluoro-4-methoxy-2-methyl-indol-1-yl)-ethylamino]-pyrimidin-4-yl}-2,3-dihydro-isoindol-1-one;
 4-{6-[2-(7-FLuoro-4-methoxy-2-methyl-indol-1-yl)-ethylamino]-pyrimidin-4-yl}-1H-indole-7-carboxylic acid;
 2-Ethoxy-4-{6-[2-(7-fluoro-4-methoxy-2-methyl-indol-1-yl)-ethylamino]-pyrimidin-4-yl}-benzoic acid;
 4-{6-[2-(2,4-Dimethyl-indol-1-yl)-ethylamino]-pyrimidin-4-yl}-2-(3-methyl-butyl)-benzoic acid;
 4-{6-[2-(4,7-Difluoro-2-methyl-indol-1-yl)-ethylamino]-pyrimidin-4-yl}-2-isobutyl-benzoic acid;
 4-{6-[2-(5,7-Difluoro-2-methyl-indol-1-yl)-ethylamino]-pyrimidin-4-yl}-2-isobutyl-benzoic acid;
 4-{6-[2-(7-Chloro-2,4-dimethyl-indol-1-yl)-ethylamino]-pyrimidin-4-yl}-2-propylsulfanyl-benzoic acid;
 4-{6-[2-(7-FLuoro-2,4-dimethyl-indol-1-yl)-ethylamino]-pyrimidin-4-yl}-2-isobutyl-benzoic acid;
 2-Chloro-4-{6-[2-(7-chloro-4,5-difluoro-2-methyl-indol-1-yl)-ethylamino]-pyrimidin-4-yl}-6-methylsulfanyl-benzoic acid;
 4-{6-[2-(7-Chloro-4-fluoro-2-methyl-indol-1-yl)-ethylamino]-pyrimidin-4-yl}-2-fluoro-6-propyl-benzoic acid;
 4-{6-[2-(7-Chloro-5-fluoro-2,4-dimethyl-indol-1-yl)-ethylamino]-pyrimidin-4-yl}-2-ethylsulfanyl-benzoic acid;
 2-Chloro-4-{6-[2-(7-chloro-4-fluoro-2-methyl-indol-1-yl)-ethylamino]-pyrimidin-4-yl}-6-propyl-benzoic acid;
 2-Isobutyl-4-{6-[2-(6-methoxy-2-methyl-indol-1-yl)-ethylamino]-pyrimidin-4-yl}-benzoic acid;
 4-{6-[2-(7-Chloro-5-fluoro-2,4-dimethyl-indol-1-yl)-ethylamino]-pyrimidin-4-yl}-2-ethoxy-benzoic acid;
 2-Ethoxy-4-{6-[2-(7-fluoro-2,4-dimethyl-indol-1-yl)-ethylamino]-pyrimidin-4-yl}-6-methyl-benzoic acid;
 4-{6-[2-(6-Chloro-2,4-dimethyl-indol-1-yl)-ethylamino]-pyrimidin-4-yl}-2-difluoromethoxy-benzoic acid;
 4-{6-[2-(7-Chloro-4,5-difluoro-2-methyl-indol-1-yl)-ethylamino]-pyrimidin-4-yl}-2-ethoxy-benzoic acid;
 [2-(4-Methoxy-2-methyl-indol-1-yl)-ethyl]-[6-(2-methyl-1H-benzoimidazol-5-yl)-pyrimidin-4-yl]-amine;
 2-Chloro-6-ethylamino-4-{6-[2-(7-fluoro-2,4-dimethyl-indol-1-yl)-ethylamino]-pyrimidin-4-yl}-benzoic acid;
 2-Cyclopropyl-4-{6-[2-(6-fluoro-2,4-dimethyl-indol-1-yl)-ethylamino]-pyrimidin-4-yl}-benzoic acid;
 [2-(7-FLuoro-2,4-dimethyl-indol-1-yl)-ethyl]-[6-quinolin-6-yl-pyrimidin-4-yl]-amine;
 4-{6-[2-(7-FLuoro-2,4-dimethyl-indol-1-yl)-ethylamino]-pyrimidin-4-yl}-2-propylamino-benzoic acid;
 2,6-Difluoro-4-{6-[2-(7-fluoro-4-methoxy-2-methyl-indol-1-yl)-ethylamino]-pyrimidin-4-yl}-benzenesulfonamide;
 2-Chloro-6-ethylamino-4-{6-[2-(4-methoxy-2-methyl-indol-1-yl)-ethylamino]-pyrimidin-4-yl}-benzoic acid;
 {6-[4-(5-Amino-[1,3,4]thiadiazol-2-yl)-phenyl]-pyrimidin-4-yl}-[2-(2-methyl-indol-1-yl)-ethyl]-amine;
 4-{6-[2-(7-Chloro-4-methoxy-2-methyl-indol-1-yl)-ethylamino]-pyrimidin-4-yl}-2-ethoxy-6-methyl-benzoic acid;
 2-Ethoxy-4-{6-[2-(7-fluoro-4-methoxy-2-methyl-indol-1-yl)-ethylamino]-pyrimidin-4-yl}-6-methyl-benzoic acid;
 4-{6-[2-(4,7-Difluoro-2-methyl-indol-1-yl)-ethylamino]-pyrimidin-4-yl}-2-(3-methyl-butyl)-benzoic acid;
 4-{6-[2-(4,7-Dichloro-2-methyl-indol-1-yl)-ethylamino]-pyrimidin-4-yl}-2-isobutylsulfanyl-benzoic acid;
 [2-(7-FLuoro-4-methoxy-2-methyl-indol-1-yl)-ethyl]-[6-quinoxalin-6-yl-pyrimidin-4-yl]-amine;

- 2-Cyclopropyl-4-{6-[2-(6-fluoro-4-methoxy-2-methyl-indol-1-yl)-ethylamino]-pyrimidin-4-yl}-benzoic acid;
 [2-(7-Fluoro-4-methoxy-2-methyl-indol-1-yl)-ethyl]-(6-isoquinolin-7-yl-pyrimidin-4-yl)-amine;
 1-(2-Fluoro-4-{6-[2-(4-methoxy-2-methyl-indol-1-yl)-ethylamino]-pyrimidin-4-yl}-phenyl)-cyclopropanecarboxylic acid;
- 5 {6-[4-(5-Methylamino-[1,3,4]thiadiazol-2-yl)-phenyl]-pyrimidin-4-yl}-[2-(2-methyl-indol-1-yl)-ethyl]-amine;
 6-{6-[2-(7-Chloro-4-methoxy-2-methyl-indol-1-yl)-ethylamino]-pyrimidin-4-yl}-1H-indazole-3-carboxylic acid;
 6-{6-[2-(7-Fluoro-4-methoxy-2-methyl-indol-1-yl)-ethylamino]-pyrimidin-4-yl}-1H-indazole-3-carboxylic acid;
 2,6-Dichloro-4-{6-[2-(6-fluoro-2,4-dimethyl-indol-1-yl)-ethylamino]-pyrimidin-4-yl}-benzoic acid;
 4-{6-[2-(4-Cyano-7-fluoro-2-methyl-indol-1-yl)-ethylamino]-pyrimidin-4-yl}-2-propyl-benzoic acid;
- 10 4-{6-[2-(7-Fluoro-4-methoxy-2-methyl-indol-1-yl)-ethylamino]-pyrimidin-4-yl}-2-nitro-benzoic acid;
 4-{6-[2-(2-Cyano-6-fluoro-4-methyl-indol-1-yl)-ethylamino]-pyrimidin-4-yl}-2-ethoxy-benzoic acid;
 2-Ethylamino-6-fluoro-4-{6-[2-(4-methoxy-2-methyl-indol-1-yl)-ethylamino]-pyrimidin-4-yl}-benzoic acid;
 2-Ethylamino-4-{6-[2-(4-fluoro-7-methoxy-2-methyl-indol-1-yl)-ethylamino]-pyrimidin-4-yl}-benzoic acid;
 4-{6-[2-(4-Methoxy-2-methyl-indol-1-yl)-ethylamino]-pyrimidin-4-yl}-2-propoxy-benzoic acid;
- 15 2-Chloro-4-{6-[2-(7-fluoro-4-methoxy-2-methyl-indol-1-yl)-ethylamino]-pyrimidin-4-yl}-6-methoxy-benzoic acid;
 4-{6-[2-(6-Chloro-4-methoxy-2-methyl-indol-1-yl)-ethylamino]-pyrimidin-4-yl}-2-ethoxy-benzoic acid;
 2-Ethoxy-4-{6-[2-(6-fluoro-4-methoxy-2-methyl-indol-1-yl)-ethylamino]-pyrimidin-4-yl}-benzoic acid;
 4-{6-[2-(7-Chloro-4-methoxy-2-methyl-indol-1-yl)-ethylamino]-pyrimidin-4-yl}-2-ethoxy-benzoic acid;
 4-{6-[2-(7-Fluoro-4-methoxy-2-methyl-indol-1-yl)-ethylamino]-pyrimidin-4-yl}-2-methoxy-6-methyl-benzoic acid;
- 20 2-Ethoxy-6-fluoro-4-{6-[2-(4-methoxy-2-methyl-indol-1-yl)-ethylamino]-pyrimidin-4-yl}-benzoic acid;
 4-{6-[2-(4,5-Difluoro-2-methyl-indol-1-yl)-ethylamino]-pyrimidin-4-yl}-2-isobutyl-benzoic acid;
 2-Chloro-4-{6-[2-(7-fluoro-2,5-dimethyl-indol-1-yl)-ethylamino]-pyrimidin-4-yl}-6-propyl-benzoic acid;
 2-Fluoro-4-{6-[2-(7-fluoro-2,5-dimethyl-indol-1-yl)-ethylamino]-pyrimidin-4-yl}-6-propyl-benzoic acid;
- 25 4-{6-[2-(6-Fluoro-2,4-dimethyl-indol-1-yl)-ethylamino]-pyrimidin-4-yl}-2-isobutyl-benzoic acid;
 4-{6-[2-(4,7-Dichloro-2-methyl-indol-1-yl)-ethylamino]-pyrimidin-4-yl}-2-isopropylsulfanyl-benzoic acid;
 2-Chloro-4-{6-[2-(7-chloro-5-fluoro-2-methyl-indol-1-yl)-ethylamino]-pyrimidin-4-yl}-6-propyl-benzoic acid;
 2-Isobutyl-4-{6-[2-(4-methoxy-2-methyl-indol-1-yl)-ethylamino]-pyrimidin-4-yl}-benzoic acid;
 4-{6-[2-(7-Chloro-4-methoxy-2-methyl-indol-1-yl)-ethylamino]-pyrimidin-4-yl}-2-ethyl-6-fluoro-benzoic acid;
- 30 2-Chloro-6-ethoxy-4-{6-[2-(6-fluoro-2,4-dimethyl-indol-1-yl)-ethylamino]-pyrimidin-4-yl}-benzoic acid;
 2-Chloro-6-ethoxy-4-{6-[2-(7-fluoro-2,5-dimethyl-indol-1-yl)-ethylamino]-pyrimidin-4-yl}-benzoic acid;
 2-Ethoxy-6-fluoro-4-{6-[2-(7-fluoro-2,4-dimethyl-indol-1-yl)-ethylamino]-pyrimidin-4-yl}-benzoic acid;
 2-Ethoxy-6-fluoro-4-{6-[2-(7-fluoro-2,5-dimethyl-indol-1-yl)-ethylamino]-pyrimidin-4-yl}-benzoic acid;
 2-Ethyl-6-fluoro-4-{6-[2-(7-fluoro-4-methoxy-2-methyl-indol-1-yl)-ethylamino]-pyrimidin-4-yl}-benzoic acid;
- 35 4-{6-[2-(6-Fluoro-2,4-dimethyl-indol-1-yl)-ethylamino]-pyrimidin-4-yl}-2-propoxy-benzoic acid;
 4-{6-[2-(7-Fluoro-2,4-dimethyl-indol-1-yl)-ethylamino]-pyrimidin-4-yl}-2-propoxy-benzoic acid;
 4-{6-[2-(7-Chloro-4-methoxy-2-methyl-indol-1-yl)-ethylamino]-pyrimidin-4-yl}-2-propyl-benzoic acid;
 2-Fluoro-4-{6-[2-(4-methoxy-2-methyl-indol-1-yl)-ethylamino]-pyrimidin-4-yl}-6-propyl-benzoic acid;
 4-{6-[2-(7-Chloro-5-fluoro-4-methoxy-2-methyl-indol-1-yl)-ethylamino]-pyrimidin-4-yl}-2-methylsulfanyl-benzoic acid;
- 40 2-Ethoxy-4-{6-[2-(4,5,7-trifluoro-2-methyl-indol-1-yl)-ethylamino]-pyrimidin-4-yl}-benzoic acid;
 2-Chloro-4-{6-[2-(4-chloro-7-fluoro-2-methyl-indol-1-yl)-ethylamino]-pyrimidin-4-yl}-6-ethoxy-benzoic acid;
 4-{6-[2-(4-Cyano-7-fluoro-2-methyl-indol-1-yl)-ethylamino]-pyrimidin-4-yl}-2-ethylamino-benzoic acid;
 4-{6-[2-(7-Chloro-2,4-dimethyl-indol-1-yl)-ethylamino]-pyrimidin-4-yl}-2-cyclobutylsulfanyl-benzoic acid;
- 45 2-Cyclobutylsulfanyl-4-{6-[2-(4,7-dichloro-2-methyl-indol-1-yl)-ethylamino]-pyrimidin-4-yl}-benzoic acid;
 4-{6-[2-(5-Chloro-7-methyl-[1,3]dioxolo[4,5-e]indol-6-yl)-ethylamino]-pyrimidin-4-yl}-2-ethoxy-benzoic acid;
 4-{6-[2-(5-Chloro-7-methyl-[1,3]dioxolo[4,5-e]indol-6-yl)-ethylamino]-pyrimidin-4-yl}-2-ethylamino-benzoic acid;
- 50 3-Isobutyl-5-{6-[2-(4-methoxy-2-methyl-indol-1-yl)-ethylamino]-pyrimidin-4-yl}-2,3-dihydro-isoindol-1-one;
 4-{6-[2-(7-Fluoro-2,4-dimethyl-indol-1-yl)-ethylamino]-pyrimidin-4-yl}-2-pyrrolidin-1-yl-benzoic acid;
 5-{6-[2-(7-Fluoro-4-methoxy-2-methyl-indol-1-yl)-ethylamino]-pyrimidin-4-yl}-2-propyl-2,3-dihydro-isoindol-1-one;
 5-{6-[2-(7-Fluoro-4-methoxy-2-methyl-indol-1-yl)-ethylamino]-pyrimidin-4-yl}-3-isobutyl-2,3-dihydro-isoindol-1-one;
- 55 4-{6-[2-(7-Fluoro-4-methoxy-2-methyl-indol-1-yl)-ethylamino]-pyrimidin-4-yl}-2-pyrrolidin-1-yl-benzoic acid;
 2-Butoxy-4-{6-[2-(4-methoxy-2-methyl-indol-1-yl)-ethylamino]-pyrimidin-4-yl}-benzoic acid;
 2-Isobutoxy-4-{6-[2-(4-methoxy-2-methyl-indol-1-yl)-ethylamino]-pyrimidin-4-yl}-benzoic acid;
 2-Chloro-6-ethoxy-4-{6-[2-(7-fluoro-4-methoxy-2-methyl-indol-1-yl)-ethylamino]-pyrimidin-4-yl}-benzoic acid;

- 2-Ethoxy-6-fluoro-4-{6-[2-(7-fluoro-4-methoxy-2-methyl-indol-1-yl)-ethylamino]-pyrimidin-4-yl}-benzoic acid;
 4-{6-[2-(6-Fluoro-4-methoxy-2-methyl-indol-1-yl)-ethylamino]-pyrimidin-4-yl}-2-propoxy-benzoic acid;
 2-Ethoxy-4-{6-[2-(7-fluoro-4-methoxy-2-methyl-indol-1-yl)-ethylamino]-2-methyl-pyrimidin-4-yl}-benzoic acid;
 4-{6-[2-(7-Chloro-4-methoxy-2-methyl-indol-1-yl)-ethylamino]-pyrimidin-4-yl}-2-propoxy-benzoic acid;
 2-Chloro-4-{6-[2-(4-methoxy-2-methyl-indol-1-yl)-ethylamino]-pyrimidin-4-yl}-6-propoxy-benzoic acid;
 2-Fluoro-4-{6-[2-(4-methoxy-2-methyl-indol-1-yl)-ethylamino]-pyrimidin-4-yl}-6-propoxy-benzoic acid;
 4-{6-[2-(4-Methoxy-2-methyl-indol-1-yl)-ethylamino]-pyrimidin-4-yl}-2-trifluoromethoxy-benzoic acid;
 4-{6-[2-(7-Chloro-4,5-difluoro-2-methyl-indol-1-yl)-ethylamino]-pyrimidin-4-yl}-2-isopropylsulfanyl-benzoic acid;
 2-Isobutyl-4-{6-[2-(4,6,7-trifluoro-2-methyl-indol-1-yl)-ethylamino]-pyrimidin-4-yl}-benzoic acid;
 2-Isobutyl-4-{6-[2-(4,5,7-trifluoro-2-methyl-indol-1-yl)-ethylamino]-pyrimidin-4-yl}-benzoic acid;
 2-Isobutyl-4-{6-[2-(4-methoxy-2,7-dimethyl-indol-1-yl)-ethylamino]-pyrimidin-4-yl}-benzoic acid;
 4-{6-[2-(7-Fluoro-2,4-dimethyl-indol-1-yl)-ethylamino]-pyrimidin-4-yl}-2-trifluoromethoxy-benzoic acid;
 4-{6-[2-(5,7-Difluoro-2,4-dimethyl-indol-1-yl)-ethylamino]-pyrimidin-4-yl}-2-difluoromethoxy-benzoic acid;
 4-{6-[2-(6-Chloro-4-methoxy-2-methyl-indol-1-yl)-ethylamino]-pyrimidin-4-yl}-2-fluoro-6-propyl-benzoic acid;
 4-{6-[2-(7-Chloro-4-methoxy-2-methyl-indol-1-yl)-ethylamino]-pyrimidin-4-yl}-2-fluoro-6-propyl-benzoic acid;
 2-Chloro-4-{6-[2-(7-chloro-4-methoxy-2-methyl-indol-1-yl)-ethylamino]-pyrimidin-4-yl}-6-propyl-benzoic acid;
 2-Chloro-4-{6-[2-(6-chloro-2,4-dimethyl-indol-1-yl)-ethylamino]-pyrimidin-4-yl}-6-propoxy-benzoic acid;
 2-Chloro-4-{6-[2-(6-fluoro-2,4-dimethyl-indol-1-yl)-ethylamino]-pyrimidin-4-yl}-6-propoxy-benzoic acid;
 2-Fluoro-4-{6-[2-(6-fluoro-2,4-dimethyl-indol-1-yl)-ethylamino]-pyrimidin-4-yl}-6-propoxy-benzoic acid;
 4-{6-[2-(6-Fluoro-2,4-dimethyl-indol-1-yl)-ethylamino]-pyrimidin-4-yl}-2-isobutoxy-benzoic acid;
 2-Butoxy-4-{6-[2-(6-fluoro-2,4-dimethyl-indol-1-yl)-ethylamino]-pyrimidin-4-yl}-benzoic acid;
 4-{6-[2-(6-Chloro-4-methoxy-2-methyl-indol-1-yl)-ethylamino]-pyrimidin-4-yl}-2-isobutyl-benzoic acid;
 4-{6-[2-(7-Fluoro-2,4-dimethyl-indol-1-yl)-ethylamino]-pyrimidin-4-yl}-2-methoxy-6-propyl-benzoic acid;
 2-Ethoxy-6-ethyl-4-{6-[2-(7-fluoro-2,4-dimethyl-indol-1-yl)-ethylamino]-pyrimidin-4-yl}-benzoic acid;
 4-{6-[2-(7-Chloro-4-methoxy-2-methyl-indol-1-yl)-ethylamino]-pyrimidin-4-yl}-2-isobutyl-benzoic acid;
 4-{6-[2-(7-Chloro-5-fluoro-4-methoxy-2-methyl-indol-1-yl)-ethylamino]-pyrimidin-4-yl}-2-ethylsulfanyl-benzoic acid;
 4-(4-{6-[2-(6-Fluoro-2,4-dimethyl-indol-1-yl)-ethylamino]-pyrimidin-4-yl}-phenyl)-thiazole-2-carboxylic acid;
 2-(4-{6-[2-(6-Fluoro-2,4-dimethyl-indol-1-yl)-ethylamino]-pyrimidin-4-yl}-phenyl)-thiazole-4-carboxylic acid;
 4-(4-{6-[2-(4,6-Dichloro-2-methyl-indol-1-yl)-ethylamino]-pyrimidin-4-yl}-phenyl)-thiazole-2-carboxylic acid;
 2-(4-{6-[2-(4,6-Dichloro-2-methyl-indol-1-yl)-ethylamino]-pyrimidin-4-yl}-phenyl)-thiazole-4-carboxylic acid;
 {6-[4-(2-Amino-oxazol-5-yl)-phenyl]-pyrimidin-4-yl}-[2-(6-fluoro-2,4-dimethyl-indol-1-yl)-ethyl]-amine;
 [2-(6-Fluoro-4-methoxy-2-methyl-indol-1-yl)-ethyl]-[6-(4-isoxazol-3-yl-phenyl)-pyrimidin-4-yl]-amine;
 4-{6-[2-(6-Fluoro-2,4-dimethyl-indol-1-yl)-ethylamino]-pyrimidin-4-yl}-2-(2,2,2-trifluoro-ethylamino)-benzoic acid;
 4-{6-[2-(7-Fluoro-2,4-dimethyl-indol-1-yl)-ethylamino]-pyrimidin-4-yl}-2-(2,2,2-trifluoro-ethylamino)-benzoic acid;
 [2-(4-Methoxy-2-methyl-indol-1-yl)-ethyl]-{6-[4-(2-methyl-thiazol-4-yl)-phenyl]-pyrimidin-4-yl}-amine;
 4-{6-[2-(4-Methoxy-2-methyl-indol-1-yl)-ethylamino]-pyrimidin-4-yl}-2-(2,2,2-trifluoro-ethylamino)-benzoic acid;
 [2-(7-Fluoro-4-methoxy-2-methyl-indol-1-yl)-ethyl]-{6-[4-(5-methyl-[1,3,4]oxadiazol-2-yl)-phenyl]-pyrimidin-4-yl}-amine;
 [2-(6-Fluoro-4-methoxy-2-methyl-indol-1-yl)-ethyl]-{6-[4-(3-methyl-3H-imidazol-4-yl)-phenyl]-pyrimidin-4-yl}-amine;
 [2-(7-Fluoro-4-methoxy-2-methyl-indol-1-yl)-ethyl]-{6-[4-(3-methyl-3H-imidazol-4-yl)-phenyl]-pyrimidin-4-yl}-amine;
 [2-(6-Fluoro-4-methoxy-2-methyl-indol-1-yl)-ethyl]-{6-[4-(2-methyl-oxazol-4-yl)-phenyl]-pyrimidin-4-yl}-amine;
 4-{6-[2-(6-Fluoro-4-methoxy-2-methyl-indol-1-yl)-ethylamino]-pyrimidin-4-yl}-2-(2,2,2-trifluoro-ethylamino)-benzoic acid;
 [2-(7-Fluoro-4-methoxy-2-methyl-indol-1-yl)-ethyl]-[6-(4-pyridin-2-yl-phenyl)-pyrimidin-4-yl]-amine;
 4-{6-[2-(7-Fluoro-4-methoxy-2-methyl-indol-1-yl)-ethylamino]-pyrimidin-4-yl}-N-methyl-2-trifluoromethyl-benzenesulfonamide;
 5-(4-{6-[2-(7-Fluoro-4-methoxy-2-methyl-indol-1-yl)-ethylamino]-pyrimidin-4-yl}-phenyl)-3-methyl-isoxazole-4-carboxylic acid;
 2-Difluoromethoxy-4-{6-[2-(4-methoxy-2-methyl-indol-1-yl)-ethylamino]-pyrimidin-4-yl}-benzoic acid;
 2-Chloro-6-ethoxy-4-{6-[2-(4-methoxy-2-methyl-indol-1-yl)-ethylamino]-pyrimidin-4-yl}-benzoic acid;
 2-Difluoromethoxy-4-{6-[2-(6-fluoro-2,4-dimethyl-indol-1-yl)-ethylamino]-pyrimidin-4-yl}-benzoic acid;
 2-Difluoromethoxy-4-{6-[2-(7-fluoro-2,4-dimethyl-indol-1-yl)-ethylamino]-pyrimidin-4-yl}-benzoic acid;

4-{6-[2-(6-Fluoro-4-methoxy-2-methyl-indol-1-yl)-ethylamino]-pyrimidin-4-yl}-2-trifluoromethoxy-benzoic acid;
 4-{6-[2-(7-Chloro-4-methoxy-2-methyl-indol-1-yl)-ethylamino]-pyrimidin-4-yl}-2-trifluoromethoxy-benzoic acid;
 4-{6-[2-(7-Fluoro-4-methoxy-2-methyl-indol-1-yl)-ethylamino]-pyrimidin-4-yl}-2-trifluoromethoxy-benzoic acid;
 2-Chloro-4-{6-[2-(6-fluoro-4-methoxy-2-methyl-indol-1-yl)-ethylamino]-pyrimidin-4-yl}-6-propoxy-benzoic acid;
 2-Fluoro-4-{6-[2-(6-fluoro-4-methoxy-2-methyl-indol-1-yl)-ethylamino]-pyrimidin-4-yl}-6-propoxy-benzoic acid;
 2-Fluoro-4-{6-[2-(7-fluoro-4-methoxy-2-methyl-indol-1-yl)-ethylamino]-pyrimidin-4-yl}-6-propoxy-benzoic acid;
 2-Butoxy-4-{6-[2-(7-chloro-4-methoxy-2-methyl-indol-1-yl)-ethylamino]-pyrimidin-4-yl}-benzoic acid;
 4-{6-[2-(7-Chloro-4-methoxy-2-methyl-indol-1-yl)-ethylamino]-pyrimidin-4-yl}-2-isobutoxy-benzoic acid;
 2-Ethoxy-6-ethyl-4-{6-[2-(7-fluoro-4-methoxy-2-methyl-indol-1-yl)-ethylamino]-pyrimidin-4-yl}-benzoic acid;
 4-{6-[2-(7-Fluoro-4-methoxy-2-methyl-indol-1-yl)-ethylamino]-pyrimidin-4-yl}-2-methoxy-6-propyl-benzoic acid;
 2-Chloro-6-propoxy-4-{6-[2-(4,6,7-trifluoro-2-methyl-indol-1-yl)-ethylamino]-pyrimidin-4-yl}-benzoic acid;
 4-{6-[2-(6-Fluoro-4-methoxy-2-methyl-indol-1-yl)-ethylamino]-2-methyl-pyrimidin-4-yl}-2-isobutyl-benzoic acid;
 2-Ethoxy-4-{6-[2-(7-fluoro-2,4-dimethyl-indol-1-yl)-ethylamino]-pyrimidin-4-yl}-6-propyl-benzoic acid;
 4-{6-[2-(6,7-Difluoro-2,4-dimethyl-indol-1-yl)-ethylamino]-pyrimidin-4-yl}-2-fluoro-6-propoxy-benzoic acid;
 2-Difluoromethoxy-4-{6-[2-(6-fluoro-4-methoxy-2-methyl-indol-1-yl)-ethylamino]-pyrimidin-4-yl}-benzoic acid;
 4-{6-[2-(7-Chloro-4-methoxy-2-methyl-indol-1-yl)-ethylamino]-pyrimidin-4-yl}-2-difluoromethoxy-benzoic acid;
 2-Difluoromethoxy-4-{6-[2-(7-fluoro-4-methoxy-2-methyl-indol-1-yl)-ethylamino]-pyrimidin-4-yl}-benzoic acid;
 2-Ethoxy-4-{6-[2-(7-fluoro-4-methoxy-2-methyl-indol-1-yl)-ethylamino]-pyrimidin-4-yl}-6-propyl-benzoic acid;
 3-Ethoxy-5-{6-[2-(6-fluoro-4-methoxy-2-methyl-indol-1-yl)-ethylamino]-2-trifluoromethyl-pyrimidin-4-yl}-thiophene-2-carboxylic acid;
 3-[5-(4-{6-[2-(7-Fluoro-4-methoxy-2-methyl-indol-1-yl)-ethylamino]-pyrimidin-4-yl}-phenyl)-oxazol-2-yl]-propionic acid;
 2-(4-Fluoro-phenoxy)-4-{6-[2-(4-methoxy-2-methyl-indol-1-yl)-ethylamino]-pyrimidin-4-yl}-benzoic acid;
 4-{6-[2-(7-Fluoro-4-methoxy-2-methyl-indol-1-yl)-ethylamino]-pyrimidin-4-yl}-2-(4-fluoro-phenoxy)-benzoic acid;
 {6-[3-Ethoxy-5-fluoro-4-(1H-tetrazol-5-yl)-phenyl]-pyrimidin-4-yl}-[2-(6-fluoro-4-methoxy-2-methyl-indol-1-yl)-ethyl]-amine;
 {6-[3-Ethoxy-5-fluoro-4-(1H-tetrazol-5-yl)-phenyl]-pyrimidin-4-yl}-[2-(6-fluoro-2,4-dimethyl-indol-1-yl)-ethyl]-amine;
 [2-(7-Chloro-4-methoxy-2-methyl-indol-1-yl)-ethyl]-{6-[3-ethoxy-4-(1H-tetrazol-5-yl)-phenyl]-pyrimidin-4-yl}-amine;
 {6-[3-Ethoxy-4-(1H-tetrazol-5-yl)-phenyl]-pyrimidin-4-yl}-[2-(2-methyl-indol-1-yl)-ethyl]-amine;
 [2-(4-Methoxy-2-methyl-indol-1-yl)-ethyl]-{6-[3-methoxy-4-(1H-tetrazol-5-yl)-phenyl]-pyrimidin-4-yl}-amine;
 {6-[3-Ethylamino-4-(1H-tetrazol-5-yl)-phenyl]-pyrimidin-4-yl}-[2-(2-methyl-indol-1-yl)-ethyl]-amine;
 3-(4-{6-[2-(4,6-Dichloro-2-methyl-indol-1-yl)-ethylamino]-pyrimidin-4-yl}-phenyl)-4H-[1,2,4]oxadiazol-5-one;
 3-(4-{6-[2-(4,5,7-Trifluoro-2-methyl-indol-1-yl)-ethylamino]-pyrimidin-4-yl}-phenyl)-4H-[1,2,4]oxadiazol-5-one;
 [2-(7-Fluoro-4-methoxy-2-methyl-indol-1-yl)-ethyl]-{6-[3-methoxy-4-(1H-tetrazol-5-yl)-phenyl]-pyrimidin-4-yl}-amine;
 [2-(7-Chloro-4-methoxy-2-methyl-indol-1-yl)-ethyl]-{6-[3-methoxy-4-(1H-tetrazol-5-yl)-phenyl]-pyrimidin-4-yl}-amine;
 [2-(6-Fluoro-2,4-dimethyl-indol-1-yl)-ethyl]-{6-[4-[1,2,4]oxadiazol-5-yl-phenyl]-pyrimidin-4-yl}-amine;
 2-Chloro-6-isobutoxy-4-{6-[2-(4-methoxy-2-methyl-indol-1-yl)-ethylamino]-pyrimidin-4-yl}-benzoic acid;
 2-Chloro-4-{6-[2-(6-fluoro-2,4-dimethyl-indol-1-yl)-ethylamino]-pyrimidin-4-yl}-6-isobutoxy-benzoic acid;
 2-Chloro-4-{6-[2-(6,7-difluoro-2,4-dimethyl-indol-1-yl)-ethylamino]-pyrimidin-4-yl}-6-isobutoxy-benzoic acid;
 [6-(1H-Indol-5-yl)-pyrimidin-4-yl]-[2-(2-methyl-indol-1-yl)-ethyl]-amine;
 [2-(6,7-Difluoro-2,4-dimethyl-indol-1-yl)-ethyl]-{6-(1H-indol-5-yl)-pyrimidin-4-yl}-amine;
 [2-(6-Fluoro-2,4-dimethyl-indol-1-yl)-ethyl]-{6-(1-methyl-1H-indol-5-yl)-pyrimidin-4-yl}-amine;
 [2-(7-Fluoro-2,4-dimethyl-indol-1-yl)-ethyl]-{6-(1-methyl-1H-indol-5-yl)-pyrimidin-4-yl}-amine;
 3-(4-{6-[2-(7-Fluoro-2,4-dimethyl-indol-1-yl)-ethylamino]-pyrimidin-4-yl}-phenyl)-3-oxo-propionitrile;
 3-(4-{6-[2-(6-Fluoro-4-methoxy-2-methyl-indol-1-yl)-ethylamino]-pyrimidin-4-yl}-phenyl)-3-oxo-propionitrile;
 3-(4-{6-[2-(7-Fluoro-4-methoxy-2-methyl-indol-1-yl)-ethylamino]-pyrimidin-4-yl}-phenyl)-3-oxo-propionitrile;
 3-(4-{6-[2-(6,7-Difluoro-4-methoxy-2-methyl-indol-1-yl)-ethylamino]-pyrimidin-4-yl}-phenyl)-3-oxo-propionitrile;
 [2-(2-Methyl-indol-1-yl)-ethyl]-{6-[4-(3-methyl-isoxazol-5-yl)-phenyl]-pyrimidin-4-yl}-amine;
 [2-(6-Fluoro-4-methoxy-2-methyl-indol-1-yl)-ethyl]-{6-[4-(3-methyl-isoxazol-5-yl)-phenyl]-pyrimidin-4-yl}-amine;
 [2-(7-Fluoro-4-methoxy-2-methyl-indol-1-yl)-ethyl]-{6-[4-(3-methyl-isoxazol-5-yl)-phenyl]-pyrimidin-4-yl}-amine;

4-{6-[2-(7-Chloro-5-fluoro-2,4-dimethyl-indol-1-yl)-ethylamino]-pyrimidin-4-yl}-2-propoxy-benzoic acid;
 2-Chloro-4-{6-[2-(4-methoxy-2-methyl-indol-1-yl)-ethylamino]-pyrimidin-4-yl}-6-(2,2,2-trifluoro-ethoxy)-benzoic acid;
 2-Chloro-4-{6-[2-(6-fluoro-2,4-dimethyl-indol-1-yl)-ethylamino]-pyrimidin-4-yl}-6-(2,2,2-trifluoro-ethoxy)-benzoic acid;
 5 [2-(6-Fluoro-4-methoxy-2-methyl-indol-1-yl)-ethyl]-[6-(3-pyrazol-1-yl-phenyl)-pyrimidin-4-yl]-amine;
 [2-(6-Fluoro-4-methoxy-2-methyl-indol-1-yl)-ethyl]-[6-(4-pyridin-2-yl-phenyl)-pyrimidin-4-yl]-amine;
 [2-(6-Fluoro-4-methoxy-2-methyl-indol-1-yl)-ethyl]-[6-(isoquinolin-7-yl-pyrimidin-4-yl)-amine];
 [2-(6-Fluoro-2,4-dimethyl-indol-1-yl)-ethyl]-[6-(3-pyrazol-1-yl-phenyl)-pyrimidin-4-yl]-amine;
 10 [2-(6-Fluoro-2,4-dimethyl-indol-1-yl)-ethyl]-[6-(4-pyridin-2-yl-phenyl)-pyrimidin-4-yl]-amine;
 [2-(6-Fluoro-2,4-dimethyl-indol-1-yl)-ethyl]-[6-(isoquinolin-7-yl-pyrimidin-4-yl)-amine];
 [2-(6-Fluoro-2,4-dimethyl-indol-1-yl)-ethyl]-[6-(quinolin-6-yl-pyrimidin-4-yl)-amine];
 [2-(6-Fluoro-4-methoxy-2-methyl-indol-1-yl)-ethyl]-[6-[4-(4-methyl-isoxazol-5-yl)-phenyl]-pyrimidin-4-yl]-amine;
 15 [2-(7-Fluoro-4-methoxy-2-methyl-indol-1-yl)-ethyl]-[6-[4-(4-methyl-isoxazol-5-yl)-phenyl]-pyrimidin-4-yl]-amine;
 [6-(3H-Benzotriazol-5-yl)-pyrimidin-4-yl]-[2-(7-fluoro-2,4-dimethyl-indol-1-yl)-ethyl]-amine;
 [2-(7-Fluoro-2,4-dimethyl-indol-1-yl)-ethyl]-[6-(4-[1,2,4]triazol-1-yl-phenyl)-pyrimidin-4-yl]-amine;
 [2-(6-Fluoro-4-methoxy-2-methyl-indol-1-yl)-ethyl]-[6-(4-isoxazol-5-yl-phenyl)-pyrimidin-4-yl]-amine;
 20 [2-(7-Fluoro-4-methoxy-2-methyl-indol-1-yl)-ethyl]-[6-(4-isoxazol-5-yl-phenyl)-pyrimidin-4-yl]-amine;
 [2-(6,7-Difluoro-4-methoxy-2-methyl-indol-1-yl)-ethyl]-[6-(4-isoxazol-5-yl-phenyl)-pyrimidin-4-yl]-amine;
 {6-[3-Methoxy-4-(1H-tetrazol-5-yl)-phenyl]-pyrimidin-4-yl}-[2-(2-methyl-indol-1-yl)-ethyl]-amine;
 [2-(4,7-Difluoro-2-methyl-indol-1-yl)-ethyl]-[6-[3-methoxy-4-(1H-tetrazol-5-yl)-phenyl]-pyrimidin-4-yl]-amine;
 [2-(6-Fluoro-4-methoxy-2-methyl-indol-1-yl)-ethyl]-[6-(4-thiazol-2-yl-phenyl)-pyrimidin-4-yl]-amine;
 25 [2-(6-Fluoro-4-methoxy-2-methyl-indol-1-yl)-ethyl]-[6-[4-(4-methoxy-pyrimidin-2-yl)-phenyl]-pyrimidin-4-yl]-amine;
 [2-(6-Fluoro-4-methoxy-2-methyl-indol-1-yl)-ethyl]-[6-(4-pyrimidin-2-yl-phenyl)-pyrimidin-4-yl]-amine;
 [2-(6-Fluoro-4-methoxy-2-methyl-indol-1-yl)-ethyl]-[6-[4-(5-methoxy-pyrimidin-2-yl)-phenyl]-pyrimidin-4-yl]-amine;
 30 [2-(6-Fluoro-4-methoxy-2-methyl-indol-1-yl)-ethyl]-[6-[4-(4-methyl-thiazol-2-yl)-phenyl]-pyrimidin-4-yl]-amine;
 [2-(6-Fluoro-4-methoxy-2-methyl-indol-1-yl)-ethyl]-[6-[4-(6-methoxy-pyrazin-2-yl)-phenyl]-pyrimidin-4-yl]-amine;
 6-(4-(6-((2-(6-fluoro-4-methoxy-2-methyl-1H-indol-1-yl)ethyl)amino)pyrimidin-4-yl)phenyl)-N,N-dimethylpyrimidin-4-amine;
 35 [2-(2-Methyl-indol-1-yl)-ethyl]-[6-(4-thiazol-2-yl-phenyl)-pyrimidin-4-yl]-amine;
 2-Ethoxy-4-{6-[2-(7-fluoro-4-methoxy-2-methyl-indol-1-yl)-ethylamino]-pyrimidin-4-yl}-N-methoxy-benzamide;
 2,N-Diethoxy-4-{6-[2-(7-fluoro-4-methoxy-2-methyl-indol-1-yl)-ethylamino]-pyrimidin-4-yl}-benzamide;
 N-Benzoyloxy-2-ethoxy-4-{6-[2-(7-fluoro-2,4-dimethyl-indol-1-yl)-ethylamino]-pyrimidin-4-yl}-benzamide;
 2-Ethoxy-4-{6-[2-(7-fluoro-4-methoxy-2-methyl-indol-1-yl)-ethylamino]-pyrimidin-4-yl}-N-(2-hydroxy-ethoxy)-benzamide;
 40 2-Ethoxy-4-{6-[2-(7-fluoro-4-methoxy-2-methyl-indol-1-yl)-ethylamino]-pyrimidin-4-yl}-N-isopropoxy-benzamide;
 2-Ethoxy-4-{6-[2-(7-fluoro-2,4-dimethyl-indol-1-yl)-ethylamino]-pyrimidin-4-yl}-N-(2-hydroxy-ethoxy)-benzamide;
 45 6-{6-[2-(2-Methyl-indol-1-yl)-ethylamino]-pyrimidin-4-yl}-1,2-dihydro-indazol-3-one;
 6-{6-[2-(2-Methyl-indol-1-yl)-ethylamino]-pyrimidin-4-yl}-benzo[d]isoxazol-3-one;
 4-{6-[2-(2,7-Dichloro-4-methoxy-indol-1-yl)-ethylamino]-pyrimidin-4-yl}-2-ethoxy-benzoic acid;
 4-{6-[2-(2,4-Dichloro-7-fluoro-indol-1-yl)-ethylamino]-pyrimidin-4-yl}-2-ethoxy-benzoic acid;
 4-{6-[2-(2-Chloro-7-fluoro-4-methyl-indol-1-yl)-ethylamino]-pyrimidin-4-yl}-2-ethoxy-benzoic acid;
 50 4-{6-[2-(4-Bromo-2-methyl-indol-1-yl)-ethylamino]-pyrimidin-4-yl}-2-ethoxy-benzoic acid;
 2-[4-(4-{6-[2-(4-Methoxy-2-methyl-indol-1-yl)-ethylamino]-pyrimidin-4-yl}-phenyl)-thiazol-2-yl]-acetamide;
 2-[4-(4-{6-[2-(7-Fluoro-4-methoxy-2-methyl-indol-1-yl)-ethylamino]-pyrimidin-4-yl}-phenyl)-thiazol-2-yl]-acetamide;
 4-{6-[2-(5,6-Difluoro-2,4-dimethyl-indol-1-yl)-ethylamino]-pyrimidin-4-yl}-2-ethoxy-benzoic acid;
 55 4-{6-[2-(7-Chloro-2,4-dimethyl-indol-1-yl)-ethylamino]-pyrimidin-4-yl}-2-((E)-2-fluoro-vinylsulfanyl)-benzoic acid;
 5-{6-[2-(2-Methyl-indol-1-yl)-ethylamino]-pyrimidin-4-yl}-2-(1H-tetrazol-5-yl)-phenol;
 3-Ethoxy-5-{6-[2-(7-fluoro-4-methoxy-2-methyl-indol-1-yl)-ethylamino]-pyrimidin-4-yl}-thiophene-2-carboxylic

acid ethyl ester;

[2-(2-Methyl-indol-1-yl)-ethyl]-{6-[5-(1H-tetrazol-5-yl)-thiophen-2-yl]-pyrimidin-4-yl}-amine;

3-Ethoxy-5-{6-[2-(7-fluoro-4-methoxy-2-methyl-indol-1-yl)-propylamino]-pyrimidin-4-yl}-thiophene-2-carboxylic acid;

4-(4-{6-[2-(7-Fluoro-4-methoxy-2-methyl-indol-1-yl)-ethylamino]-pyrimidin-4-yl}-phenyl)-thiazol-2-ol;

5-{6-[2-(6-Fluoro-4-methoxy-2-methyl-indol-1-yl)-ethylamino]-pyrimidin-4-yl}-thiophen-3-ol; and

2-Ethoxy-4-{6-[2-(4-fluoro-2,7-dimethyl-indol-1-yl)-ethylamino]-pyrimidin-4-yl}-benzoic acid.

30) In addition to the most preferred compounds listed in embodiment 27), further most preferred compounds according to embodiment 1) are selected from the following compounds:

Ethanesulfonic acid (5-{6-[2-(2-cyano-7-fluoro-4-methoxy-indol-1-yl)-ethylamino]-pyrimidin-4-yl}-3-ethoxy-thiophene-2-carbonyl)-amide;

7-Fluoro-1-(2-{6-[4-(1H-imidazol-4-yl)-3-methoxy-phenyl]-pyrimidin-4-ylamino}-ethyl)-4-methoxy-1H-indole-2-carbonitrile;

7-Fluoro-4-methoxy-1-(2-{6-[4-(5-methyl-1H-imidazol-4-yl)-phenyl]-pyrimidin-4-ylamino}-ethyl)-1H-indole-2-carbonitrile;

1-(2-{6-[3-Ethoxy-4-((5-oxo-4,5-dihydro-[1,2,4]oxadiazol-3-yl)-phenyl)-pyrimidin-4-ylamino}-ethyl)-7-fluoro-4-methoxy-1H-indole-2-carbonitrile;

1-(2-{6-[4-(2,5-Dimethyl-1H-imidazol-4-yl)-phenyl]-pyrimidin-4-ylamino}-ethyl)-7-fluoro-4-methoxy-1H-indole-2-carbonitrile;

1-(2-{6-[3-Ethyl-4-hydroxy-phenyl]-pyrimidin-4-ylamino}-ethyl)-7-fluoro-4-methoxy-1H-indole-2-carbonitrile;

1-(2-{6-[4-(1,5-Dimethyl-1H-imidazol-4-yl)-phenyl]-pyrimidin-4-ylamino}-ethyl)-7-fluoro-4-methoxy-1H-indole-2-carbonitrile;

1-(2-{6-[4-(1,2-Dimethyl-1H-imidazol-4-yl)-phenyl]-pyrimidin-4-ylamino}-ethyl)-7-fluoro-4-methoxy-1H-indole-2-carbonitrile;

7-Fluoro-1-(2-{6-[4-((5-oxo-4,5-dihydro-[1,2,4]oxadiazol-3-yl)-phenyl)-pyrimidin-4-ylamino}-ethyl)-4-methoxy-1H-indole-2-carbonitrile;

7-Fluoro-1-(2-{6-[5-(3-hydroxy-oxetan-3-yl)-4-methoxy-thiophen-2-yl]-pyrimidin-4-ylamino}-ethyl)-4-methoxy-1H-indole-2-carbonitrile;

1-(2-{6-[4-(2-Cyclopropyl-1-methyl-1H-imidazol-4-yl)-phenyl]-pyrimidin-4-ylamino}-ethyl)-7-fluoro-4-methoxy-1H-indole-2-carbonitrile;

(4-{6-[2-(2-Cyano-7-fluoro-4-methoxy-indol-1-yl)-ethylamino]-pyrimidin-4-yl}-2-trifluoromethoxy-phenyl)-acetic acid;

7-Fluoro-1-(2-{6-[4-(3H-imidazol-4-yl)-phenyl]-pyrimidin-4-ylamino}-ethyl)-4-methoxy-1H-indole-2-carbonitrile;

3-(2-Ethoxy-4-{6-[2-(7-fluoro-4-methoxy-2-methyl-indol-1-yl)-ethylamino]-pyrimidin-4-yl}-phenyl)-[1,2,4]oxadiazol-5(4H)-one;

7-Fluoro-1-(2-{6-[4-(3-oxo-2,3-dihydro-1,2,4-oxadiazol-5-yl)-phenyl]-pyrimidin-4-ylamino}-ethyl)-4-methoxy-1H-indole-2-carbonitrile;

5-{6-[2-(7-Fluoro-4-methoxy-2-methyl-indol-1-yl)-ethylamino]-pyrimidin-4-yl}-3-(2,2,2-trifluoro-ethoxy)-thiophene-2-carboxylic acid;

(4-{6-[2-(2-Cyano-7-fluoro-4-methoxy-indol-1-yl)-ethylamino]-pyrimidin-4-yl}-2-ethyl-phenoxy)-acetic acid;

3-(2-Ethoxy-4-{6-[2-(6-fluoro-2,4-dimethyl-indol-1-yl)-ethylamino]-pyrimidin-4-yl}-phenyl)-[1,2,4]oxadiazol-5(4H)-one;

2-butoxy-6-chloro-4-(6-((2-(7-fluoro-4-methoxy-2-methyl-1H-indol-1-yl)ethyl-1,1,2,2-d4)amino)pyrimidin-4-yl)benzoic acid;

5-{6-[2-(7-Chloro-5-fluoro-2,4-dimethyl-indol-1-yl)-ethylamino]-pyrimidin-4-yl}-3-ethoxy-thiophene-2-carboxylic acid;

5-{6-[2-(6-Fluoro-4-methoxy-2-methyl-indol-1-yl)-ethylamino]-pyrimidin-4-yl}-3-(2,2,2-trifluoro-ethoxy)-thiophene-2-carboxylic acid;

2-(2-Ethoxy-4-{6-[2-(7-fluoro-4-methoxy-2-methyl-indol-1-yl)-ethylamino]-pyrimidin-4-yl}-phenylamino)-propionic acid;

5-{6-[2-(2-Cyano-3-fluoro-indol-1-yl)-ethylamino]-pyrimidin-4-yl}-3-trifluoromethyl-thiophene-2-carboxylic acid;

5-{6-[2-(2-Cyano-7-fluoro-4-methyl-indol-1-yl)-ethylamino]-pyrimidin-4-yl}-3-fluoro-thiophene-2-carboxylic acid;

7-Fluoro-1-(2-{6-[4-(3-hydroxy-isoxazol-5-yl)-phenyl]-pyrimidin-4-ylamino}-ethyl)-4-methoxy-1H-indole-2-carbonitrile;

N-(4-{6-[2-(2-Cyano-7-fluoro-4-methoxy-indol-1-yl)-ethylamino]-pyrimidin-4-yl}-2-ethoxy-phenyl)-oxalamic acid;

id;

7-Fluoro-1-(2-{6-[4-(3-hydroxy-isoxazol-5-yl)-3-methoxy-phenyl]-pyrimidin-4-ylamino}-ethyl)-4-methoxy-1H-indole-2-carbonitrile;

5 {6-[2-(2-Cyano-7-fluoro-4-methyl-indol-1-yl)-ethylamino]-pyrimidin-4-yl}-3-trifluoromethyl-thiophene-2-carboxylic acid;

(4-{6-[2-(2-Cyano-7-fluoro-4-methoxy-indol-1-yl)-ethylamino]-pyrimidin-4-yl}-2-ethoxy-phenylamino)-acetic acid;

1-(2-{6-[4-(2-Cyclopropyl-1H-imidazol-4-yl)-phenyl]-pyrimidin-4-ylamino}-ethyl)-7-fluoro-4-methoxy-1H-indole-2-carbonitrile;

10 {6-[2-(6-Chloro-7-fluoro-4-methoxy-2-methyl-indol-1-yl)-ethylamino]-pyrimidin-4-yl}-3-ethoxy-thiophene-2-carboxylic acid;

(4-{6-[2-(2-Cyano-4-methoxy-indol-1-yl)-ethylamino]-pyrimidin-4-yl}-2-ethoxy-phenylamino)-acetic acid;

7-Fluoro-1-{2-[6-(4-hydroxy-3-trifluoromethoxy-phenyl)-pyrimidin-4-ylamino]-ethyl}-4-methoxy-1H-indole-2-carbonitrile;

15 1-{2-[6-(3-Chloro-4-hydroxy-phenyl)-pyrimidin-4-ylamino]-ethyl}-7-fluoro-4-methoxy-1H-indole-2-carbonitrile;

5-{6-[2-(4,6-Dichloro-7-fluoro-2-methyl-indol-1-yl)-ethylamino]-pyrimidin-4-yl}-3-ethoxy-thiophene-2-carboxylic acid;

5-{6-[2-(6-Chloro-4-methoxy-2-methyl-indol-1-yl)-ethylamino]-pyrimidin-4-yl}-3-isopropoxy-thiophene-2-carboxylic acid;

20 (4-{6-[2-(2-Cyano-4-methoxy-indol-1-yl)-ethylamino]-pyrimidin-4-yl}-2-ethoxy-phenoxy)-acetic acid;

5-{6-[2-(6-Chloro-4-methoxy-2-methyl-indol-1-yl)-ethylamino]-pyrimidin-4-yl}-3-ethoxy-thiophene-2-carboxylic acid;

2-Butoxy-4-{6-[2-(2-cyano-7-fluoro-4-methoxy-indol-1-yl)-ethylamino]-pyrimidin-4-yl}-benzoic acid;

4-{6-[2-(7-Fluoro-4-methoxy-2-methyl-indol-1-yl)-ethylamino]-pyrimidin-4-yl}-2-trifluoromethoxy-phenol;

25 3-Ethoxy-5-{6-[2-(3-fluoro-2-methyl-indol-1-yl)-ethylamino]-pyrimidin-4-yl}-thiophene-2-carboxylic acid;

5-{6-[2-(2-Cyano-3-fluoro-indol-1-yl)-ethylamino]-pyrimidin-4-yl}-3-ethoxy-thiophene-2-carboxylic acid;

(2-Ethoxy-4-{6-[2-(7-fluoro-2,4-dimethyl-indol-1-yl)-ethylamino]-pyrimidin-4-yl}-phenylamino)-acetic acid;

2-Butoxy-4-{6-[2-(6,7-difluoro-4-methoxy-2-methyl-indol-1-yl)-ethylamino]-pyrimidin-4-yl}-benzoic acid;

5-{6-[2-(2,4-Dimethyl-indol-1-yl)-ethylamino]-pyrimidin-4-yl}-3-isopropoxy-thiophene-2-carboxylic acid;

30 5-{6-[2-(2,4-Dimethyl-indol-1-yl)-ethylamino]-pyrimidin-4-yl}-3-ethoxy-thiophene-2-carboxylic acid;

3-(2-Ethoxy-4-{6-[2-(4-methoxy-2-methyl-indol-1-yl)-ethylamino]-pyrimidin-4-yl}-phenyl)-[1,2,4]oxadiazol-5(4H)-one;

5-{6-[2-(4,6-Dichloro-2-cyano-indol-1-yl)-ethylamino]-pyrimidin-4-yl}-3-ethoxy-thiophene-2-carboxylic acid;

5-{6-[2-(2-Cyano-5,6-difluoro-4-methyl-indol-1-yl)-ethylamino]-pyrimidin-4-yl}-3-ethoxy-thiophene-2-carboxylic acid;

5-{6-[2-(2-Cyano-7-fluoro-4-methyl-indol-1-yl)-ethylamino]-pyrimidin-4-yl}-3-ethoxy-thiophene-2-carboxylic acid;

5-{6-[2-(2-Cyano-7-fluoro-indol-1-yl)-ethylamino]-pyrimidin-4-yl}-3-ethoxy-thiophene-2-carboxylic acid;

(4-{6-[2-(2-Cyano-7-fluoro-4-methyl-indol-1-yl)-ethylamino]-pyrimidin-4-yl}-2-ethoxy-phenoxy)-acetic acid;

40 (4-{6-[2-(2-Cyano-7-fluoro-indol-1-yl)-ethylamino]-pyrimidin-4-yl}-2-ethoxy-phenylamino)-acetic acid;

1-{2-[6-(3-Ethoxy-4-hydroxy-phenyl)-pyrimidin-4-ylamino]-ethyl}-7-fluoro-4-methoxy-1H-indole-2-carbonitrile;

5-{6-[2-(2-Cyano-7-fluoro-4-methoxy-indol-1-yl)-ethylamino]-pyrimidin-4-yl}-thiophene-2-carboxylic acid amide;

5-{6-[2-(2-Cyano-4-methoxy-indol-1-yl)-ethylamino]-pyrimidin-4-yl}-3-fluoro-thiophene-2-carboxylic acid;

45 5-{6-[2-(4-Chloro-2-cyano-6,7-difluoro-indol-1-yl)-ethylamino]-pyrimidin-4-yl}-3-fluoro-thiophene-2-carboxylic acid;

2-Butoxy-4-{6-[2-(2-cyano-7-fluoro-4-methoxy-indol-1-yl)-ethylamino]-pyrimidin-4-yl}-6-fluoro-benzoic acid;

2-Butoxy-6-chloro-4-{6-[2-(2-cyano-7-fluoro-4-methoxy-indol-1-yl)-ethylamino]-pyrimidin-4-yl}-benzoic acid;

2-Chloro-4-{6-[2-(2-cyano-7-fluoro-4-methoxy-indol-1-yl)-ethylamino]-pyrimidin-4-yl}-6-propoxy-benzoic acid;

50 4-{6-[2-(2-Cyano-7-fluoro-4-methoxy-indol-1-yl)-ethylamino]-pyrimidin-4-yl}-2-fluoro-6-propoxy-benzoic acid;

5-{6-[2-(4-Chloro-2-cyano-indol-1-yl)-ethylamino]-pyrimidin-4-yl}-3-ethoxy-thiophene-2-carboxylic acid;

5-{6-[2-(2-Cyano-4-methoxy-indol-1-yl)-ethylamino]-pyrimidin-4-yl}-3-trifluoromethyl-thiophene-2-carboxylic acid;

5-{6-[2-(4-Chloro-2-cyano-indol-1-yl)-ethylamino]-pyrimidin-4-yl}-3-trifluoromethyl-thiophene-2-carboxylic acid;

5-{6-[2-(4-Chloro-2-cyano-6,7-difluoro-indol-1-yl)-ethylamino]-pyrimidin-4-yl}-3-trifluoromethyl-thiophene-2-carboxylic acid;

2-Chloro-4-{6-[2-(2-cyano-7-fluoro-4-methoxy-indol-1-yl)-ethylamino]-pyrimidin-4-yl}-6-isobutoxy-benzoic acid;

id;

(4-{6-[2-(4-Chloro-2-cyano-indol-1-yl)-ethylamino]-pyrimidin-4-yl}-2-ethoxy-phenylamino)-acetic acid;

(4-{6-[2-(4-Chloro-2-cyano-6,7-difluoro-indol-1-yl)-ethylamino]-pyrimidin-4-yl}-2-ethoxy-phenylamino)-acetic acid;

4-{6-[2-(2-Cyano-7-fluoro-4-methoxy-indol-1-yl)-ethylamino]-pyrimidin-4-yl}-2-difluoromethoxy-benzoic acid;
7-Fluoro-4-methoxy-1-{2-[6-(1-methyl-2-oxo-1,2,3,4-tetrahydro-quinazolin-7-yl)-pyrimidin-4-ylamino]-ethyl}-1H-indole-2-carbonitrile;

7-Fluoro-4-methoxy-1-{2-[6-(1-methyl-3-oxo-2,3-dihydro-1H-indazol-6-yl)-pyrimidin-4-ylamino]-ethyl}-1H-indole-2-carbonitrile;

3-{6-[2-(2-Cyano-7-fluoro-4-methoxy-indol-1-yl)-ethylamino]-pyrimidin-4-yl}-5-ethylsulfanyl-benzoic acid;

7-Fluoro-4-methoxy-1-(2-{6-[4-(3H-[1,2,3]triazol-4-yl)-phenyl]-pyrimidin-4-ylamino}-ethyl)-1H-indole-2-carbonitrile;

3-(3-{6-[2-(2-Cyano-7-fluoro-4-methoxy-indol-1-yl)-ethylamino]-pyrimidin-4-yl}-5-ethoxy-phenoxy)-propionic acid;

3-(4-{6-[2-(2-Cyano-7-fluoro-4-methoxy-indol-1-yl)-ethylamino]-pyrimidin-4-yl}-2-ethoxy-phenoxy)-propionic acid;

4-{6-[2-(2-Cyano-7-fluoro-4-methoxy-indol-1-yl)-ethylamino]-pyrimidin-4-yl}-2-ethoxy-3-fluoro-benzoic acid;

4-{6-[2-(2-Cyano-7-fluoro-4-methoxy-indol-1-yl)-ethylamino]-pyrimidin-4-yl}-2-ethoxy-benzenesulfonamide;

1-(2-{6-[3-Ethoxy-4-(3H-[1,2,3]triazol-4-yl)-phenyl]-pyrimidin-4-ylamino}-ethyl)-7-fluoro-4-methoxy-1H-indole-2-carbonitrile;

3-(5-{6-[2-(2-Cyano-7-fluoro-4-methoxy-indol-1-yl)-ethylamino]-pyrimidin-4-yl}-3-ethoxy-thiophen-2-yl)-propionic acid;

7-Fluoro-1-(2-{6-[4-(2-hydroxy-3,4-dioxo-cyclobut-1-enyl)-phenyl]-pyrimidin-4-ylamino}-ethyl)-4-methoxy-1H-indole-2-carbonitrile;

(4-{6-[2-(2-Cyano-7-fluoro-4-methoxy-indol-1-yl)-ethylamino]-pyrimidin-4-yl}-2-ethoxy-phenyl)-oxo-acetic acid;

4-{6-[2-(2-Cyano-7-fluoro-4-methoxy-indol-1-yl)-ethylamino]-pyrimidin-4-yl}-2-propylsulfanyl-benzoic acid;

4-{6-[2-(2-Cyano-6-fluoro-4-methoxy-indol-1-yl)-ethylamino]-pyrimidin-4-yl}-2-propylsulfanyl-benzoic acid;

4-{6-[2-(2-Cyano-7-fluoro-4-methoxy-indol-1-yl)-ethylamino]-pyrimidin-4-yl}-2-isopropylsulfanyl-benzoic acid;

4-{6-[2-(2-Cyano-6-fluoro-4-methoxy-indol-1-yl)-ethylamino]-pyrimidin-4-yl}-2-isopropylsulfanyl-benzoic acid;

4-{6-[2-(2-Cyano-7-fluoro-4-methoxy-indol-1-yl)-ethylamino]-pyrimidin-4-yl}-2-fluoro-6-propyl-benzoic acid;

5-{6-[2-(2-Cyano-5,7-difluoro-4-methyl-indol-1-yl)-ethylamino]-pyrimidin-4-yl}-3-ethoxy-thiophene-2-carboxylic acid;

5-{6-[2-(2-Cyano-6,7-difluoro-4-methyl-indol-1-yl)-ethylamino]-pyrimidin-4-yl}-3-ethoxy-thiophene-2-carboxylic acid;

5-{6-[2-(2-Cyano-6,7-difluoro-4-methoxy-indol-1-yl)-ethylamino]-pyrimidin-4-yl}-3-ethoxy-thiophene-2-carboxylic acid;

(4-{6-[2-(2-Cyano-6,7-difluoro-4-methoxy-indol-1-yl)-ethylamino]-pyrimidin-4-yl}-2-ethoxy-phenoxy)-acetic acid;

(4-{6-[2-(2-Cyano-6,7-difluoro-4-methoxy-indol-1-yl)-ethylamino]-pyrimidin-4-yl}-2-ethoxy-phenylamino)-acetic acid;

4-{6-[2-(2-Cyano-7-fluoro-4-methoxy-indol-1-yl)-ethylamino]-pyrimidin-4-yl}-2-propyl-benzoic acid;

4-{6-[2-(2-Cyano-7-fluoro-4-methoxy-indol-1-yl)-ethylamino]-pyrimidin-4-yl}-2-ethyl-benzoic acid;

4-{6-[2-(2-Cyano-7-fluoro-4-methoxy-indol-1-yl)-ethylamino]-pyrimidin-4-yl}-2-isobutoxy-benzoic acid;

4-{6-[2-(2-Cyano-7-fluoro-4-methoxy-indol-1-yl)-ethylamino]-pyrimidin-4-yl}-2-propoxy-benzoic acid;

4-{6-[2-(2-Cyano-7-fluoro-4-methyl-indol-1-yl)-ethylamino]-pyrimidin-4-yl}-2-ethylsulfanyl-benzoic acid;

4-{6-[2-(2-Cyano-4-methoxy-indol-1-yl)-ethylamino]-pyrimidin-4-yl}-2-ethylsulfanyl-benzoic acid;

4-{6-[2-(2-Cyano-7-fluoro-4-methoxy-indol-1-yl)-ethylamino]-pyrimidin-4-yl}-2-ethylsulfanyl-benzoic acid;

4-{6-[2-(2-Cyano-6-fluoro-4-methoxy-indol-1-yl)-ethylamino]-pyrimidin-4-yl}-2-ethylsulfanyl-benzoic acid;

4-{6-[2-(2-Cyano-6,7-difluoro-4-methoxy-indol-1-yl)-ethylamino]-pyrimidin-4-yl}-2-ethylsulfanyl-benzoic acid;

4-{6-[2-(2-Cyano-6,7-difluoro-4-methyl-indol-1-yl)-ethylamino]-pyrimidin-4-yl}-2-ethoxy-benzoic acid;

4-{6-[2-(2-Cyano-4-methoxy-indol-1-yl)-ethylamino]-pyrimidin-4-yl}-2-methylamino-benzoic acid;

2-{6-[2-(2-Cyano-7-fluoro-4-methoxy-indol-1-yl)-ethylamino]-pyrimidin-4-yl}-1H-indole-5-carboxylic acid;

7-Fluoro-1-{2-[6-(1 H-indol-2-yl)-pyrimidin-4-ylamino]-ethyl}-4-methoxy-1 H-indole-2-carbonitrile;

2-{6-[2-(2-Cyano-7-fluoro-4-methoxy-indol-1-yl)-ethylamino]-pyrimidin-4-yl}-1H-indole-5-carboxylic acid methyl ester;

7-Fluoro-1-(2-{6-[4-(2-hydroxy-ethoxy)-phenyl]-pyrimidin-4-ylamino}-ethyl)-4-methoxy-1H-indole-2-carbonitrile;

7-Fluoro-1-{2-[6-(1 H-indol-6-yl)-pyrimidin-4-ylamino]-ethyl}-4-methoxy-1 H-indole-2-carbonitrile;

7-Fluoro-4-methoxy-1-{2-[6-(1H-pyrrolo[2,3-c]pyridin-3-yl)-pyrimidin-4-ylamino]-ethyl}-1H-indole-2-carbonitrile;
 7-Fluoro-1-{2-[6-(1H-indol-3-yl)-pyrimidin-4-ylamino]-ethyl}-4-methoxy-1H-indole-2-carbonitrile;
 7-Fluoro-4-methoxy-1-{2-[6-(2-oxo-1,2,3,4-tetrahydro-quinazolin-6-yl)-pyrimidin-4-ylamino]-ethyl}-1H-indole-2-carbonitrile;
 N-(4-{6-[2-(2-Cyano-7-fluoro-4-methoxy-indol-1-yl)-ethylamino]-pyrimidin-4-yl}-phenyl)-formamide;
 7-Fluoro-4-methoxy-1-{2-[6-(2-oxo-2,3-dihydro-benzooxazol-6-yl)-pyrimidin-4-ylamino]-ethyl}-1H-indole-2-carbonitrile;
 7-Fluoro-4-methoxy-1-{2-[6-(3-methyl-2-oxo-2,3-dihydro-benzooxazol-5-yl)-pyrimidin-4-ylamino]-ethyl}-1H-indole-2-carbonitrile;
 7-Fluoro-1-{2-[6-(1H-indazol-5-yl)-pyrimidin-4-ylamino]-ethyl}-4-methoxy-1H-indole-2-carbonitrile;
 7-Fluoro-4-methoxy-1-{2-[6-(1H-pyrrolo[2,3-b]pyridin-3-yl)-pyrimidin-4-ylamino]-ethyl}-1H-indole-2-carbonitrile;
 7-Fluoro-4-methoxy-1-{2-[6-(1H-pyrrolo[2,3-b]pyridin-5-yl)-pyrimidin-4-ylamino]-ethyl}-1H-indole-2-carbonitrile;
 7-Fluoro-4-methoxy-1-{2-[6-(1-methyl-1H-pyrrolo[2,3-b]pyridin-5-yl)-pyrimidin-4-ylamino]-ethyl}-1H-indole-2-carbonitrile;
 1-(4-{6-[2-(2-Cyano-7-fluoro-4-methoxy-indol-1-yl)-ethylamino]-pyrimidin-4-yl}-2-methoxy-phenyl)-3-ethyl-urea;
 1-{2-[6-(1H-Benzimidazol-5-yl)-pyrimidin-4-ylamino]-ethyl}-7-fluoro-4-methoxy-1H-indole-2-carbonitrile;
 1-{2-[6-(3H-Benzotriazol-5-yl)-pyrimidin-4-ylamino]-ethyl}-7-fluoro-4-methoxy-1H-indole-2-carbonitrile;
 7-Fluoro-4-methoxy-1-{2-[6-(1-oxo-1,2,3,4-tetrahydro-isoquinolin-6-yl)-pyrimidin-4-ylamino]-ethyl}-1H-indole-2-carbonitrile;
 1-{2-[6-(3-Ethoxy-4-formyl-phenyl)-pyrimidin-4-ylamino]-ethyl}-7-fluoro-4-methoxy-1H-indole-2-carbonitrile;
 7-Fluoro-1-{2-[6-(1H-indol-5-yl)-pyrimidin-4-ylamino]-ethyl}-4-methoxy-1H-indole-2-carbonitrile;
 4-{6-[2-(2-Cyano-7-fluoro-4-methoxy-indol-1-yl)-ethylamino]-pyrimidin-4-yl}-2-fluoro-benzoic acid methyl ester;
 7-Fluoro-1-{2-[6-(4-hydroxy-3-trifluoromethyl-phenyl)-pyrimidin-4-ylamino]-ethyl}-4-methoxy-1H-indole-2-carbonitrile;
 3-{6-[2-(2-Cyano-7-fluoro-4-methoxy-indol-1-yl)-ethylamino]-pyrimidin-4-yl}-5-ethoxy-benzoic acid;
 5-{6-[2-(2-Cyano-7-fluoro-4-methoxy-indol-1-yl)-ethylamino]-pyrimidin-4-yl}-thiophene-3-carboxylic acid ethyl ester;
 4-{6-[2-(2-Cyano-7-fluoro-4-methoxy-indol-1-yl)-ethylamino]-pyrimidin-4-yl}-2-methylamino-benzoic acid;
 4-{6-[2-(5,7-Difluoro-2,4-dimethyl-indol-1-yl)-ethylamino]-pyrimidin-4-yl}-2-methylamino-benzoic acid;
 3-(5-{6-[2-(7-Fluoro-4-methoxy-2-methyl-indol-1-yl)-ethylamino]-pyrimidin-4-yl}-3-isopropoxy-thiophen-2-yl)-propionic acid;
 3-(3-Ethoxy-5-{6-[2-(7-fluoro-4-methoxy-2-methyl-indol-1-yl)-ethylamino]-pyrimidin-4-yl}-thiophen-2-yl)-propionic acid;
 (E)-3-(3-Ethoxy-5-{6-[2-(7-fluoro-4-methoxy-2-methyl-indol-1-yl)-ethylamino]-pyrimidin-4-yl}-thiophen-2-yl)-acrylic acid;
 4-{6-[2-(6-Fluoro-4-methoxy-2-methyl-indol-1-yl)-ethylamino]-pyrimidin-4-yl}-2-methylamino-benzoic acid;
 3-Chloro-5-{6-[2-(4-chloro-2-cyano-indol-1-yl)-ethylamino]-pyrimidin-4-yl}-thiophene-2-carboxylic acid;
 3-Chloro-5-{6-[2-(4-chloro-2-cyano-6,7-difluoro-indol-1-yl)-ethylamino]-pyrimidin-4-yl}-thiophene-2-carboxylic acid;
 N-(3-Ethoxy-5-{6-[2-(7-fluoro-4-methoxy-2-methyl-indol-1-yl)-ethylamino]-pyrimidin-4-yl}-thiophene-2-carbon-yl)-methanesulfonamide;
 5-{6-[2-(2-Cyano-7-fluoro-4-methoxy-indol-1-yl)-ethylamino]-pyrimidin-4-yl}-3-ethoxy-thiophene-2-carboxylic acid ethylamide;
 5-{6-[2-(2-Cyano-7-fluoro-4-methoxy-indol-1-yl)-ethylamino]-pyrimidin-4-yl}-3-ethoxy-thiophene-2-carboxylic acid dimethylamide;
 5-{6-[2-(2-Cyano-7-fluoro-4-methoxy-indol-1-yl)-ethylamino]-pyrimidin-4-yl}-3-ethoxy-thiophene-2-carboxylic acid (2-hydroxy-ethyl)-amide;
 5-{6-[2-(2-Cyano-7-fluoro-4-methoxy-indol-1-yl)-ethylamino]-pyrimidin-4-yl}-3-ethoxy-thiophene-2-carboxylic acid isopropylamide;
 5-{6-[2-(2-Cyano-7-fluoro-4-methoxy-indol-1-yl)-ethylamino]-pyrimidin-4-yl}-3-ethoxy-thiophene-2-carboxylic acid (2-methoxy-ethyl)-amide;
 5-(6-((2-(2-cyano-7-fluoro-4-methoxy-1H-indol-1-yl)ethyl)amino)pyrimidin-4-yl)-3-ethoxy-N-sulfamoylthiophene-2-carboxamide;
 5-{6-[2-(2-Cyano-7-fluoro-4-methoxy-indol-1-yl)-ethylamino]-pyrimidin-4-yl}-3-ethoxy-thiophene-2-carboxylic

acid hydroxyamide;

(3-Ethoxy-5-{6-[2-(7-fluoro-4-methoxy-2-methyl-indol-1-yl)-ethylamino]-pyrimidin-4-yl}-thiophen-2-yl)-methanol;

2-{6-[2-(7-Fluoro-4-methoxy-2-methyl-indol-1-yl)-ethylamino]-pyrimidin-4-yl}-4-isopropoxy-thiazole-5-carboxylic acid;

2-{6-[2-(7-Fluoro-4-methoxy-2-methyl-indol-1-yl)-ethylamino]-pyrimidin-4-yl}-4-methoxy-thiazole-5-carboxylic acid;

4-Ethoxy-2-{6-[2-(7-fluoro-4-methoxy-2-methyl-indol-1-yl)-ethylamino]-pyrimidin-4-yl}-thiazole-5-carboxylic acid;

2-{6-[2-(7-Fluoro-4-methoxy-2-methyl-indol-1-yl)-ethylamino]-pyrimidin-4-yl}-4-propoxy-thiazole-5-carboxylic acid;

2-{6-[2-(7-Fluoro-4-methoxy-2-methyl-indol-1-yl)-ethylamino]-pyrimidin-4-yl}-4-isobutyl-thiazole-5-carboxylic acid;

5-{6-[2-(2-Cyano-7-fluoro-4-methoxy-indol-1-yl)-ethylamino]-pyrimidin-4-yl}-3-ethoxy-thiophene-2-carboxylic acid carboxymethyl ester;

5-{6-[2-(2-Cyano-7-fluoro-4-methoxy-indol-1-yl)-ethylamino]-pyrimidin-4-yl}-3-ethoxy-thiophene-2-carboxylic acid dimethylcarbamoymethyl ester;

5-{6-[2-(2-Cyano-7-fluoro-4-methoxy-indol-1-yl)-ethylamino]-pyrimidin-4-yl}-3-ethoxy-thiophene-2-carboxylic acid butyryloxymethyl ester;

5-{6-[2-(2-Cyano-7-fluoro-4-methoxy-indol-1-yl)-ethylamino]-pyrimidin-4-yl}-3-ethoxy-thiophene-2-carboxylic acid ethoxycarbonyloxymethyl ester;

5-{6-[2-(2-Cyano-7-fluoro-4-methoxy-indol-1-yl)-ethylamino]-pyrimidin-4-yl}-3-ethoxy-thiophene-2-carboxylic acid 5-methyl-2-oxo-[1,3]dioxol-4-ylmethyl ester;

5-{6-[2-(2-Cyano-7-fluoro-4-methoxy-indol-1-yl)-ethylamino]-pyrimidin-4-yl}-3-ethoxy-thiophene-2-carboxylic acid 2-dimethylamino-ethyl ester;

5-{6-[2-(2-Cyano-7-fluoro-4-methoxy-indol-1-yl)-ethylamino]-pyrimidin-4-yl}-3-ethoxy-thiophene-2-carboxylic acid phenyl ester;

(4-{6-[2-(2-Cyano-7-fluoro-4-methoxy-indol-1-yl)-ethylamino]-pyrimidin-4-yl}-2-methoxy-phenyl)-propynoic acid ethyl ester;

{6-[4-Ethoxy-5-(1H-tetrazol-5-yl)-thiophen-2-yl]-pyrimidin-4-yl}-[2-(7-fluoro-4-methoxy-2-methyl-indol-1-yl)-ethyl]-amine;

3-Ethoxy-5-{6-[2-(7-fluoro-4-methoxy-2-methyl-indol-1-yl)-ethylamino]-pyrimidin-4-yl}-N-hydroxy-thiophene-2-carboxamide;

3-(3-Ethoxy-5-{6-[2-(7-fluoro-4-methoxy-2-methyl-indol-1-yl)-ethylamino]-pyrimidin-4-yl}-thiophen-2-yl)-[1,2,4]oxadiazol-5(4H)-one;

5-{6-[2-(3,7-Difluoro-4-methoxy-2-methyl-indol-1-yl)-ethylamino]-pyrimidin-4-yl}-3-ethoxy-thiophene-2-carboxylic acid;

[2-(7-Fluoro-4-methoxy-2-methyl-indol-1-yl)-ethyl]-{6-[5-(2H-tetrazol-5-yl)-4-trifluoromethyl-thiophen-2-yl]-pyrimidin-4-yl}-amine;

5-{6-[2-(7-Fluoro-4-methoxy-2-methyl-indol-1-yl)-ethylamino]-pyrimidin-4-yl}-N-hydroxy-3-trifluoromethyl-thiophene-2-carboxamide;

3-(5-{6-[2-(7-Fluoro-4-methoxy-2-methyl-indol-1-yl)-ethylamino]-pyrimidin-4-yl}-3-trifluoromethyl-thiophen-2-yl)-[1,2,4]oxadiazol-5(4H)-one;

4-{6-[2-(2-Cyano-7-fluoro-4-methoxy-indol-1-yl)-ethylamino]-pyrimidin-4-yl}-2-ethoxy-N-hydroxy-benzamide;

5-(3-Ethoxy-5-{6-[2-(7-fluoro-4-methoxy-2-methyl-indol-1-yl)-ethylamino]-pyrimidin-4-yl}-thiophen-2-yl)-isoxazol-3-ol;

5-{6-[2-(7-Fluoro-4-methoxy-2-methyl-indol-1-yl)-ethylamino]-pyrimidin-4-yl}-3-pyridin-2-yl-thiophene-2-carboxylic acid;

[6-(4-Ethylamino-thiophen-2-yl)-pyrimidin-4-yl]-[2-(7-fluoro-2,4-dimethyl-indol-1-yl)-ethyl]-amine;

[6-(4-Ethylamino-thiophen-2-yl)-pyrimidin-4-yl]-[2-(6-fluoro-2,4-dimethyl-indol-1-yl)-ethyl]-amine;

[6-(4-Ethylamino-thiophen-2-yl)-pyrimidin-4-yl]-[2-(6-fluoro-4-methoxy-2-methyl-indol-1-yl)-ethyl]-amine;

N-Ethyl-N-(5-{6-[2-(7-fluoro-4-methoxy-2-methyl-indol-1-yl)-ethylamino]-pyrimidin-4-yl}-thiophen-3-yl)-formamide;

N-(3-Ethoxy-5-{6-[2-(7-fluoro-4-methoxy-2-methyl-indol-1-yl)-ethylamino]-pyrimidin-4-yl}-thiophen-2-yl)-formamide;

N-(3-Ethoxy-5-{6-[2-(7-fluoro-4-methoxy-2-methyl-indol-1-yl)-ethylamino]-pyrimidin-4-yl}-thiophen-2-yl)-propionamide;

N-(3-Ethoxy-5-{6-[2-(7-fluoro-4-methoxy-2-methyl-indol-1-yl)-ethylamino]-pyrimidin-4-yl}-thiophen-2-yl)-3-hy-

droxy-propionamide;
 (3-Ethoxy-5-{6-[2-(7-fluoro-4-methoxy-2-methyl-indol-1-yl)-ethylamino]-pyrimidin-4-yl}-thiophen-2-yl)-urea;
 and
 5-{6-[2-(2-Cyano-3,7-difluoro-4-methoxy-indol-1-yl)-ethylamino]-pyrimidin-4-yl}-3-trifluoromethyl-thiophene-2-carboxylic acid.

31) In addition to the preferred compounds listed in embodiment 28), further preferred compounds according to embodiment 1) are selected from the following compounds:

1-(3-Ethoxy-5-{6-[2-(7-fluoro-4-methoxy-2-methyl-indol-1-yl)-ethylamino]-pyrimidin-4-yl}-thiophen-2-yl)-ethanol;
 (2-Ethoxy-4-{6-[2-(7-fluoro-4-methoxy-2-methyl-indol-1-yl)-ethylamino]-pyrimidin-4-yl}-phenylamino)-acetic acid methyl ester;
 7-Fluoro-4-methoxy-1-{2-[6-(2-trifluoromethyl-pyridin-4-yl)-pyrimidin-4-ylamino]-ethyl}-1H-indole-2-carbonitrile;
 3-{6-[2-(2-Cyano-7-fluoro-4-methoxy-indol-1-yl)-ethylamino]-pyrimidin-4-yl}-5-methoxy-benzoic acid;
 7-Fluoro-4-methoxy-1-{2-[6-(2-oxo-2,3-dihydro-1H-benzimidazol-5-yl)-pyrimidin-4-ylamino]-ethyl}-1H-indole-2-carbonitrile;
 4-{6-[2-(2-Cyano-7-fluoro-4-methoxy-indol-1-yl)-ethylamino]-pyrimidin-4-yl}-N-(2-methoxy-ethyl)-benzamide;
 7-Fluoro-1-[2-(6-imidazo[1,2-a]pyridin-6-yl-pyrimidin-4-ylamino)-ethyl]-4-methoxy-1H-indole-2-carbonitrile;
 7-Fluoro-1-{2-[6-(2-oxo-2,3-dihydro-1H-benzo[d]imidazol-5-yl)-pyrimidin-4-ylamino]-ethyl}-4-methoxy-1H-indole-2-carbonitrile;
 1-{2-[6-(2-Cyclopropyl-pyridin-4-yl)-pyrimidin-4-ylamino]-ethyl}-7-fluoro-4-methoxy-1H-indole-2-carbonitrile;
 1-{2-[6-(2-Azetidin-1-yl-pyridin-4-yl)-pyrimidin-4-ylamino]-ethyl}-7-fluoro-4-methoxy-1H-indole-2-carbonitrile;
 4-{6-[2-(2-Cyano-7-fluoro-4-methoxy-indol-1-yl)-ethylamino]-pyrimidin-4-yl}-benzoic acid;
 7-Fluoro-4-methoxy-1-{2-[6-(2-methyl-3-oxo-2,3-dihydro-1H-indazol-6-yl)-pyrimidin-4-ylamino]-ethyl}-1H-indole-2-carbonitrile;
 7-Fluoro-4-methoxy-1-{2-[6-(3-methoxy-1H-indazol-6-yl)-pyrimidin-4-ylamino]-ethyl}-1H-indole-2-carbonitrile;
 (4-{6-[2-(4-Chloro-2-cyano-6,7-difluoro-indol-1-yl)-ethylamino]-pyrimidin-4-yl}-2-ethoxy-phenoxy)-acetic acid;
 5-{6-[2-(4-Chloro-2-cyano-indol-1-yl)-ethylamino]-pyrimidin-4-yl}-3-fluoro-thiophene-2-carboxylic acid;
 5-{6-[2-(2-Cyano-7-fluoro-indol-1-yl)-ethylamino]-pyrimidin-4-yl}-3-fluoro-thiophene-2-carboxylic acid;
 (4-{6-[2-(2-Cyano-5,6-difluoro-4-methyl-indol-1-yl)-ethylamino]-pyrimidin-4-yl}-2-ethoxy-phenylamino)-acetic acid;
 5-{6-[2-(7-Chloro-5-fluoro-4-methoxy-2-methyl-indol-1-yl)-ethylamino]-pyrimidin-4-yl}-3-ethoxy-thiophene-2-carboxylic acid;
 2-Butoxy-4-{6-[2-(6-chloro-7-fluoro-4-methoxy-2-methyl-indol-1-yl)-ethylamino]-pyrimidin-4-yl}-benzoic acid;
 5-{6-[2-(4,7-Dichloro-5-fluoro-2-methyl-indol-1-yl)-ethylamino]-pyrimidin-4-yl}-3-ethoxy-thiophene-2-carboxylic acid;
 (2-Ethoxy-4-{6-[2-(6-fluoro-4-methoxy-2-methyl-indol-1-yl)-ethylamino]-pyrimidin-4-yl}-phenylamino)-acetic acid;
 5-{6-[2-(2-Cyano-7-fluoro-indol-1-yl)-ethylamino]-pyrimidin-4-yl}-3-trifluoromethyl-thiophene-2-carboxylic acid;
 5-{6-[2-(4,6-Dichloro-2-cyano-indol-1-yl)-ethylamino]-pyrimidin-4-yl}-3-trifluoromethyl-thiophene-2-carboxylic acid;
 5-{6-[2-(4,6-Dichloro-2-cyano-indol-1-yl)-ethylamino]-pyrimidin-4-yl}-3-fluoro-thiophene-2-carboxylic acid;
 [6-(3-Ethoxy-4-oxazol-2-yl-phenyl)-pyrimidin-4-yl]-[2-(7-fluoro-4-methoxy-2-methyl-indol-1-yl)-ethyl]-amine;
 and
 (2-Chloro-4-{6-[2-(2-cyano-7-fluoro-4-methoxy-indol-1-yl)-ethylamino]-pyrimidin-4-yl}-phenoxy)-acetic acid.

[0080] The compounds of formula (I) according to embodiments 1) to 31) and their pharmaceutically acceptable salts can be used as medicaments, e.g. in the form of pharmaceutical compositions for enteral (such especially oral e.g. in form of a tablet or a capsule) or parenteral administration (including topical application or inhalation).

[0081] The production of the pharmaceutical compositions can be effected in a manner which will be familiar to any person skilled in the art (see for example Remington, The Science and Practice of Pharmacy, 21st Edition (2005), Part 5, "Pharmaceutical Manufacturing" [published by Lippincott Williams & Wilkins]) by bringing the described compounds of formula (I) or their pharmaceutically acceptable salts, optionally in combination with other therapeutically valuable substances, into a galenical administration form together with suitable, non-toxic, inert, therapeutically compatible solid or liquid carrier materials and, if desired, usual pharmaceutical adjuvants.

[0082] The present invention also relates to a method for the prevention / prophylaxis or treatment of a disease or

disorder mentioned herein comprising administering to a subject a pharmaceutically active amount of a compound of formula (I) according to embodiments 1) to 31).

[0083] In a preferred embodiment of the invention, the administered amount is comprised between 1 mg and 2000 mg per day, particularly between 5 mg and 1000 mg per day, more particularly between 25 mg and 500 mg per day, especially between 50 mg and 200 mg per day.

[0084] Whenever the word "between" is used to describe a numerical range, it is to be understood that the end points of the indicated range are explicitly included in the range. For example: if a temperature range is described to be between 40 °C and 80 °C, this means that the end points 40 °C and 80 °C are included in the range; or if a variable is defined as being an integer between 1 and 4, this means that the variable is the integer 1, 2, 3, or 4.

[0085] Unless used regarding temperatures, the term "about" placed before a numerical value "X" refers in the current application to an interval extending from X minus 10% of X to X plus 10% of X, and preferably to an interval extending from X minus 5% of X to X plus 5% of X. In the particular case of temperatures, the term "about" placed before a temperature "Y" refers in the current application to an interval extending from the temperature Y minus 10 °C to Y plus 10 °C, and preferably to an interval extending from Y minus 5 °C to Y plus 5 °C.

[0086] For avoidance of any doubt, if compounds are described as useful for the prevention / prophylaxis or treatment of certain diseases, such compounds are likewise suitable for use in the preparation of a medicament for the prevention / prophylaxis or treatment of said diseases. Likewise, such compounds are also suitable in a method for the prevention / prophylaxis or treatment of such diseases, comprising administering to a subject (mammal, especially human) in need thereof, an effective amount of such compound.

[0087] The compounds of formula (I) according to embodiments 1) to 31) are useful for the prevention / prophylaxis or treatment of disorders relating to the EP2 and/or EP4 receptors.

[0088] Certain compounds of formula (I) according to embodiments 1) to 31) exhibit their biological activity as modulators of the prostaglandin 2 receptors EP2 and/or EP4 in a biological environment, (i.e. in the presence of one or more enzymes capable of breaking a covalent bond linked to a carbonyl group such as an amidase, an esterase or any suitable equivalent thereof capable of removing a prodrug group from a carboxylic acid group.

[0089] Diseases or disorders relating to the EP2 and/or EP4 receptors are especially

- cancer (notably melanoma including metastatic melanoma; lung cancer including non-small cell lung cancer; bladder cancer including urinary bladder cancer, urothelial cell carcinoma; renal carcinomas including renal cell carcinoma, metastatic renal cell carcinoma, metastatic renal clear cell carcinoma; gastro-intestinal cancers including colorectal cancer, metastatic colorectal cancer, familial adenomatous polyposis (FAP), oesophageal cancer, gastric cancer, gallbladder cancer, cholangiocarcinoma, hepatocellular carcinoma, and pancreatic cancer such as pancreatic adenocarcinoma or pancreatic ductal carcinoma; endometrial cancer; ovarian cancer; cervical cancer; neuroblastoma; prostate cancer including castrate-resistant prostate cancer; brain tumors including brain metastases, malignant gliomas, glioblastoma multiforme, medulloblastoma, meningiomas; breast cancer including triple negative breast carcinoma; oral tumors; nasopharyngeal tumors; thoracic cancer; head and neck cancer; leukemias including acute myeloid leukemia, adult T-cell leukemia; carcinomas; adenocarcinomas; thyroid carcinoma including papillary thyroid carcinoma; choriocarcinoma; Ewing's sarcoma; osteosarcoma; rhabdomyosarcoma; Kaposi's sarcoma; lymphoma including Burkitt's lymphoma, Hodgkin's lymphoma, MALT lymphoma; multiple myelomas; and virally induced tumors; especially melanoma; lung cancer; bladder cancer; renal carcinomas; gastro-intestinal cancers; endometrial cancer; ovarian cancer; cervical cancer; and neuroblastoma);

as well as further diseases or disorders relating to the EP2 and/or EP4 receptors such as:

- pain (notably inflammatory pain and painful menstruation);
- endometriosis;
- autosomal dominant polycystic kidney disease;
- acute ischemic syndromes in atherosclerotic patients;
- pneumonia; and
- neurodegenerative diseases including amyotrophic lateral sclerosis, stroke; Parkinson disease, Alzheimer's disease and HIV associated dementia;
- and EP2 and/or EP4 antagonists may further be used to control female fertility.

[0090] Further diseases or disorders relating to the EP2 and/or EP4 receptors are autoimmune disorders such as especially multiple sclerosis, rheumatoid arthritis and osteoarthritis; and osteoporosis.

[0091] The compounds of formula (I) according to any one of embodiments 1) to 31) are in particular useful as therapeutic agents for the prevention / prophylaxis or treatment of a cancer. They can be used as single therapeutic agents or in combination with one or more chemotherapy agents and / or radiotherapy and / or targeted therapy. Such combined

treatment may be effected simultaneously, separately, or over a period of time.

[0092] The invention, thus, also relates to pharmaceutical compositions comprising a pharmaceutically acceptable carrier material, and:

- a compound of formula (I) according to any one of embodiments 1) to 31);
- and one or more cytotoxic chemotherapy agents.

[0093] The invention, thus, further relates to a kit comprising

- a pharmaceutical composition, said composition comprising a pharmaceutically acceptable carrier material, and:
 - a compound of formula (I) according to any one of embodiments 1) to 31);
- and instructions how to use said pharmaceutical composition for the prevention / prophylaxis or the treatment of a cancer, in combination with chemotherapy and / or radiotherapy and / or targeted therapy.

[0094] The terms "radiotherapy" or "radiation therapy" or "radiation oncology", refer to the medical use of ionizing radiation in the prevention / prophylaxis (adjuvant therapy) and / or treatment of cancer; including external and internal radiotherapy.

[0095] The term "targeted therapy" refers to the prevention / prophylaxis (adjuvant therapy) and / or treatment of cancer with one or more anti-neoplastic agents such as small molecules or antibodies which act on specific types of cancer cells or stromal cells. Some targeted therapies block the action of certain enzymes, proteins, or other molecules involved in the growth and spread of cancer cells. Other types of targeted therapies help the immune system kill cancer cells (immunotherapies); or inhibit angiogenesis, the growth and formation of new blood vessels in the tumor; or deliver toxic substances directly to cancer cells and kill them. An example of a targeted therapy which is in particular suitable to be combined with the compounds of the present invention is immunotherapy, especially immunotherapy targeting the programmed cell death receptor 1 (PD-1 receptor) or its ligand PD-L1 (Zelenay et al., 2015, Cell 162, 1-14; Yongkui Li et al., Oncoimmunology 2016, 5(2):e1074374).

[0096] When used in combination with the compounds of formula (I), the term "targeted therapy" especially refers to agents such as:

- a) Epidermal growth factor receptor (EGFR) inhibitors or blocking antibodies (for example Gefitinib, Erlotinib, Afatinib, Icotinib, Lapatinib, Panitumumab, Zalutumumab, Nimotuzumab, Matuzumab and Cetuximab);
- b) RAS/RAF/MEK pathway inhibitors (for example Vemurafenib, Sorafenib, Dabrafenib, GDC-0879, PLX-4720, LGX818, RG7304, Trametinib (GSK1120212), Cobimetinib (GDC-0973/XL518), Binimetinib (MEK162, ARRY-162), Selumetinib (AZD6244));
- c) Aromatase inhibitors (for example Exemestane, Letrozole, Anastrozole, Vorozole, Formestane, Fadrozole);
- d) Angiogenesis inhibitors, especially VEGF signalling inhibitors such as Bevacuzimab (Avastin), Ramucirumab, Sorafenib or Axitinib;
- e) Immune Checkpoint inhibitors (for example: anti-PD1 antibodies such as Pembrolizumab (Lambrolizumab, MK-3475), Nivolumab, Pidilizumab (CT-011), AMP-514/MED10680, PDR001, SHR-1210; REGN2810, BGBA317; fusion proteins targeting PD-1 such as AMP-224; small molecule anti-PD1 agents such as for example compounds disclosed in WO2015/033299, WO2015/044900 and WO2015/034820; anti-PD1L antibodies, such as BMS-936559, atezolizumab (MPDL3280A, RG7446), MEDI4736, avelumab (MSB0010718C), durvalumab (MEDI4736); anti-PDL2 antibodies, such as AMP224; anti-CTLA-4 antibodies, such as ipilimumab, tremilumab; anti-Lymphocyte-activation gene 3 (LAG-3) antibodies, such as BMS-986016, IMP701, MK-4280, ImmuFact IMP321; anti T cell immunoglobulin mucin-3 (TIM-3) antibodies, such as MBG453; anti-CD137/4-1BB antibodies, such as BMS-663513 / urelumab, PF-05082566; anti T cell immunoreceptor with Ig and ITIM domains (TIGIT) antibodies, such as RG6058 (anti-TIGIT, MTIG7192A);
- f) Vaccination approaches (for example dendritic cell vaccination, peptide or protein vaccination (for example with gp100 peptide or MAGE-A3 peptide);
- g) Re-introduction of patient derived or allogenic (non-self) cancer cells genetically modified to secrete immunomodulatory factors such as granulocyte monocyte colony stimulating factor (GM-CSF) gene-transfected tumor cell vaccine (GVAX) or Fms-related tyrosine kinase 3 (Flt-3) ligand gene-transfected tumor cell vaccine (FVAX), or Toll like receptor enhanced GM-CSF tumor based vaccine (TEGVAX);
- h) T-cell based adoptive immunotherapies, including chimeric antigen receptor (CAR) engineered T-cells (for example CTL019);
- i) Cytokine or immunocytokine based therapy (for example Interferon alpha, interferon beta, interferon gamma, interleukin 2, interleukin 15);

j) Toll-like receptor (TLR) agonists (for example resiquimod, imiquimod, glucopyranosyl lipid A, CpG oligodesoxynucleotides);

k) Thalidomide analogues (for example Lenalidomide, Pomalidomide);

l) Indoleamine-2,3-Dioxygenase (IDO) and/or Tryptophan-2,3-Dioxygenase (TDO) inhibitors (for example RG6078 / NLG919 / GDC-0919; Indoximod / 1MT (1-methyltryptophan), INCB024360 / Epcadostat, PF-06840003 (EOS200271), F001287);

m) Activators of T-cell co-stimulatory receptors (for example anti-OX40/CD134 (Tumor necrosis factor receptor superfamily, member 4, such as RG7888 (MOXR0916), 9B12; MEDI6469, GSK3174998, MEDI0562), anti OX40-Ligand/CD252; anti-glucocorticoid-induced TNFR family related gene (GITR) (such as TRX518, MEDI1873, MK-4166, BMS-986156), anti-CD40 (TNF receptor superfamily member 5) antibodies (such as Dacetuzumab (SGN-40), HCD122, CP-870,893, RG7876, ADC-1013, APX005M, SEA-CD40); anti-CD40-Ligand antibodies (such as BG9588); anti-CD27 antibodies such as Varlilumab);

n) Molecules binding a tumor specific antigen as well as a T-cell surface marker such as bispecific antibodies (for example RG7802 targeting CEA and CD3) or antibody fragments, antibody mimetic proteins such as designed ankyrin repeat proteins (DARPINS), bispecific T-cell engager (BITE, for example AMG103, AMG330);

o) Antibodies or small molecular weight inhibitors targeting colony-stimulating factor-1 receptor (CSF-1R) (for example Emactuzumab (RG7155), Cabiralizumab (FPA-008), PLX3397);

p) Agents targeting immune cell check points on natural killer cells such as antibodies against Killer-cell immunoglobulin-like receptors (KIR) for example Lirilumab (IPH2102/BMS-986015);

q) Agents targeting the Adenosine receptors or the ectonucleases CD39 and CD73 that convert ATP to Adenosine, such as MEDI9447 (anti-CD73 antibody), PBF-509; CPI-444 (Adenosine A2a receptor antagonist).

[0097] When used in combination with the compounds of formula (I), immune checkpoint inhibitors such as those listed under d), and especially those targeting the programmed cell death receptor 1 (PD-1 receptor) or its ligand PD-L1, are preferred.

[0098] The term "chemotherapy" refers to the treatment of cancer with one or more cytotoxic anti-neoplastic agents ("cytotoxic chemotherapy agents"). Chemotherapy is often used in conjunction with other cancer treatments, such as radiation therapy or surgery. The term especially refers to conventional cytotoxic chemotherapeutic agents which act by killing cells that divide rapidly, one of the main properties of most cancer cells. Chemotherapy may use one drug at a time (single-agent chemotherapy) or several drugs at once (combination chemotherapy or polychemotherapy). Chemotherapy using drugs that convert to cytotoxic activity only upon light exposure is called photochemotherapy or photodynamic therapy.

[0099] The term "cytotoxic chemotherapy agent" or "chemotherapy agent" as used herein refers to an active anti-neoplastic agent inducing apoptosis or necrotic cell death. When used in combination with the compounds of formula (I), the term especially refers to conventional cytotoxic chemotherapy agents such as:

a) alkylating agents (for example mechlorethamine, chlorambucil, cyclophosphamide, ifosfamide, streptozocin, carmustine, lomustine, melphalan, dacarbazine, temozolomide, fotemustine, thiotepa or altretamine; especially cyclophosphamide, carmustine, melphalan, dacarbazine, or temozolomide);

b) platinum drugs (especially cisplatin, carboplatin or oxaliplatin);

c) antimetabolite drugs (for example 5-fluorouracil, folic acid/leucovorin, capecitabine, 6-mercaptopurine, methotrexate, gemcitabine, cytarabine, fludarabine or pemetrexed; especially 5-fluorouracil, folic acid/leucovorin, capecitabine, methotrexate, gemcitabine or pemetrexed);

d) anti-tumor antibiotics (for example daunorubicin, doxorubicin, epirubicin, idarubicin, actinomycin-D, bleomycin, mitomycin-C or mitoxantrone; especially doxorubicin);

e) mitotic inhibitors (for example paclitaxel, docetaxel, ixabepilone, vinblastine, vincristine, vinorelbine, vindesine or estramustine; especially paclitaxel, docetaxel, ixabepilone or, vincristine); or

f) topoisomerase inhibitors (for example etoposide, teniposide, topotecan, irinotecan, diflomotecan or elomotecan; especially etoposide or irinotecan).

[0100] When used in combination with the compounds of formula (I), preferred cytotoxic chemotherapy agents are the above-mentioned alkylating agents (notably fotemustine, cyclophosphamide, ifosfamide, carmustine, dacarbazine and prodrugs thereof such as especially temozolomide or pharmaceutically acceptable salts of these compounds; in particular temozolomide); mitotic inhibitors (notably paclitaxel, docetaxel, ixabepilone,; or pharmaceutically acceptable salts of these compounds; in particular paclitaxel); platinum drugs (notably cisplatin, oxaliplatin and carboplatin); as well as etoposide and gemcitabine.

[0101] Chemotherapy may be given with a curative intent or it may aim to prolong life or to palliate symptoms.

- Combined modality chemotherapy is the use of drugs with other cancer treatments, such as radiation therapy or surgery.
- Induction chemotherapy is the first line treatment of cancer with a chemotherapeutic drug. This type of chemotherapy is used for curative intent.
- 5 • Consolidation chemotherapy is the given after remission in order to prolong the overall disease free time and improve overall survival. The drug that is administered is the same as the drug that achieved remission.
- Intensification chemotherapy is identical to consolidation chemotherapy but a different drug than the induction chemotherapy is used.
- 10 • Combination chemotherapy involves treating a patient with a number of different drugs simultaneously. The drugs differ in their mechanism and side effects. The biggest advantage is minimising the chances of resistance developing to any one agent. Also, the drugs can often be used at lower doses, reducing toxicity.
- Neoadjuvant chemotherapy is given prior to a local treatment such as surgery, and is designed to shrink the primary tumor. It is also given to cancers with a high risk of micrometastatic disease.
- 15 • Adjuvant chemotherapy is given after a local treatment (radiotherapy or surgery). It can be used when there is little evidence of cancer present, but there is risk of recurrence. It is also useful in killing any cancerous cells that have spread to other parts of the body. These micrometastases can be treated with adjuvant chemotherapy and can reduce relapse rates caused by these disseminated cells.
- Maintenance chemotherapy is a repeated low-dose treatment to prolong remission.
- 20 • Salvage chemotherapy or palliative chemotherapy is given without curative intent, but simply to decrease tumor load and increase life expectancy. For these regimens, a better toxicity profile is generally expected.

[0102] "Simultaneously", when referring to an administration type, means in the present application that the administration type concerned consists in the administration of two or more active ingredients and/or treatments at approximately the same time; wherein it is understood that a simultaneous administration will lead to exposure of the subject to the two or more active ingredients and/or treatments at the same time. When administered simultaneously, said two or more active ingredients may be administered in a fixed dose combination, or in an equivalent non-fixed dose combination (e.g. by using two or more different pharmaceutical compositions to be administered by the same route of administration at approximately the same time), or by a non-fixed dose combination using two or more different routes of administration; wherein said administration leads to essentially simultaneous exposure of the subject to the two or more active ingredients and/or treatments. For example, when used in combination with chemotherapy and/or suitable targeted therapy, the present EP2/EP4 antagonists would possibly be used "simultaneously".

[0103] "Fixed dose combination", when referring to an administration type, means in the present application that the administration type concerned consists in the administration of one single pharmaceutical composition comprising the two or more active ingredients.

35 [0104] "Separately", when referring to an administration type, means in the present application that the administration type concerned consists in the administration of two or more active ingredients and/or treatments at different points in time; wherein it is understood that a separate administration will lead to a treatment phase (e.g. at least 1 hour, notably at least 6 hours, especially at least 12 hours) where the subject is exposed to the two or more active ingredients and/or treatments at the same time; but a separate administration may also lead to a treatment phase where for a certain period of time (e.g. at least 12 hours, especially at least one day) the subject is exposed to only one of the two or more active ingredients and/or treatments. Separate administration especially refers to situations wherein at least one of the active ingredients and/or treatments is given with a periodicity substantially different from daily (such as once or twice daily) administration (e.g. wherein one active ingredient and/or treatment is given e.g. once or twice a day, and another is given e.g. every other day, or once a week or at even longer distances). For example, when used in combination with radiotherapy, the present EP2/EP4 antagonists would possibly be used "separately".

45 [0105] By administration "over a period of time" is meant in the present application the subsequent administration of two or more active ingredients and/or treatments at different times. The term in particular refers to an administration method according to which the entire administration of one of the active ingredients and/or treatments is completed before the administration of the other / the others begins. In this way it is possible to administer one of the active ingredients and/or treatments for several months before administering the other active ingredient(s) and/or treatment(s).

50 [0106] Administration "over a period of time" also encompasses situations wherein the compound of formula (I) would be used in a treatment that starts after termination of an initial chemotherapeutic (for example an induction chemotherapy) and/or radiotherapeutic treatment and/or targeted therapy treatment, wherein optionally said treatment would be in combination with a further / an ongoing chemotherapeutic and/or radiotherapeutic treatment and/or targeted therapy treatment (for example in combination with a consolidation chemotherapy, an intensification chemotherapy, an adjuvant chemotherapy, or a maintenance chemotherapy; or radiotherapeutic equivalents thereof); wherein such further / ongoing chemotherapeutic and/or radiotherapeutic treatment and/or targeted therapy treatment would be simultaneously, separately, or over a period of time in the sense of "not given with the same periodicity".

[0107] The compounds of formula (I) as defined in embodiments 1) to 31) are also useful in a method of modulating an immune response in a subject having a tumor, comprising the administration of an effective amount of the compound of formula (I); wherein said effective amount reactivates the immune system in the tumor of said subject; wherein especially said effective amount:

- counteracts the polarization of tumor-associated macrophages towards tumor-promoting M2 macrophages; and/or
- down-regulates the activation, expansion and/or the effector function of immunosuppressive cells that have accumulated in a tumor (especially of regulatory T cells (Tregs) and/or myeloid derived suppressor cells (MDSC)); and/or
- up-regulates IFN- γ and/or TNF- α and/or IL-12 and/or IL-2 expression in immune cells such as natural killer cells, T-cells, dendritic cells and macrophages (leading to the induction of tumor cell apoptosis and/or restrained tumorigenesis); and/or
- directly or indirectly counteracts the suppressed activation, IL-2 responsiveness and expansion of cytotoxic T-cells (thereby decreasing local immunosuppression).

[0108] The compounds of formula (I) as defined in embodiments 1) to 31) are also useful in a method of diminishing tumor growth and/or reducing tumor size in a subject having a tumor, comprising the administration of an effective amount of the compound of formula (I); wherein said effective amount down-regulates tumor angiogenesis (especially by decreasing endothelial cell motility and/or survival, and/or by decreasing the expression of VEGF (vascular endothelial growth factor)); and/or wherein said effective amount diminishes tumor cell survival and/or induces tumor cell apoptosis (especially via inhibition of PI3K/AKT and MAPK signalling).

[0109] The compounds of formula (I) as defined in embodiments 1) to 31) are also useful in a method of modulating an immune response in a subject having a tumor, comprising the administration of an effective amount of the compound of formula (I); wherein said effective amount reactivates the immune system in the tumor of said subject; wherein said effective amount activates the cytotoxicity and cytokine production of natural killer cells and/or cytotoxic T-cells.

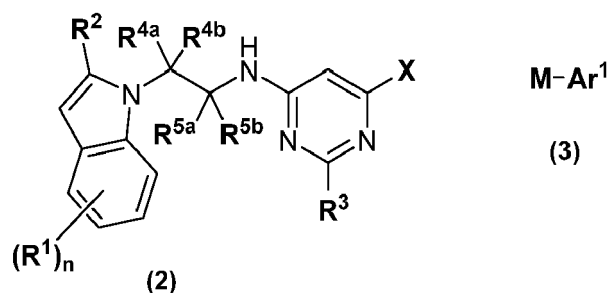
[0110] Besides, any preferences and (sub-)embodiments indicated for the compounds of formula (I) (whether for the compounds themselves, salts thereof, compositions containing the compounds or salts thereof, or uses of the compounds or salts thereof, etc.) apply *mutatis mutandis* to compounds of formula (II) and formula (III).

Preparation of compounds of formula (I):

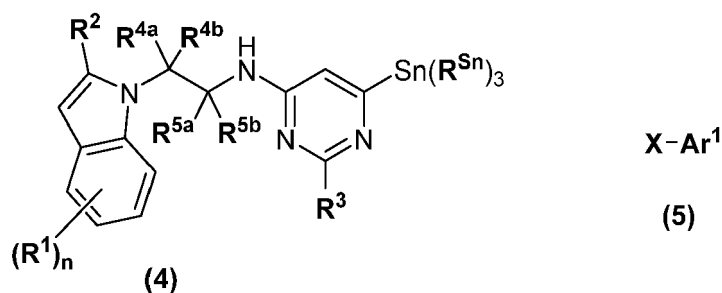
[0111] The compounds of formula (I) can be prepared by well-known literature methods, by the methods given below, by the methods given in the experimental part below or by analogous methods. Optimum reaction conditions may vary with the particular reactants or solvents used, but such conditions can be determined by a person skilled in the art by routine optimisation procedures. In some cases the order of carrying out the following reaction schemes, and/or reaction steps, may be varied to facilitate the reaction or to avoid unwanted reaction products. In the general sequence of reactions outlined below, the generic groups **R¹**, **R²**, **R³**, **R^{4a}**, **R^{4b}**, **R^{5a}**, **R^{5b}** and **Ar¹** are as defined for formula (I). Other abbreviations used herein are explicitly defined, or are as defined in the experimental section. In some instances the generic groups **R¹**, **R²**, **R³**, **R^{4a}**, **R^{4b}**, **R^{5a}**, **R^{5b}** and **Ar¹** might be incompatible with the assembly illustrated in the schemes below and so will require the use of protecting groups (PG). The use of protecting groups is well known in the art (see for example "Protective Groups in Organic Synthesis", T.W. Greene, P.G.M. Wuts, Wiley-Interscience, 1999). For the purposes of this discussion, it will be assumed that such protecting groups as necessary are in place. In some cases the final product may be further modified, for example, by manipulation of substituents to give a new final product. These manipulations may include, but are not limited to, reduction, oxidation, alkylation, acylation, hydrolysis and transition-metal catalysed cross-coupling reactions which are commonly known to those skilled in the art. The compounds obtained may also be converted into salts, especially pharmaceutically acceptable salts, in a manner known *per se*.

[0112] Compounds of formula (I) of the present invention can be prepared according to the general sequence of reactions outlined below.

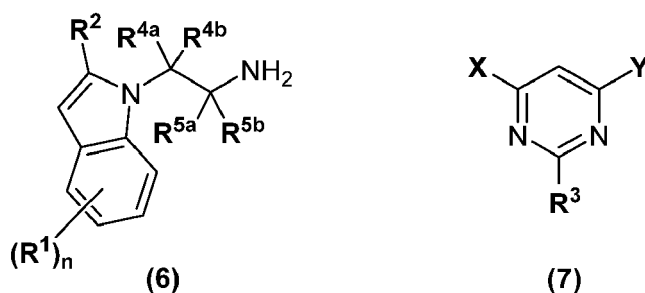
[0113] Generally, compounds of Formula (I) can be obtained by reaction of a compound of Structure (2), wherein X is a chlorine, a bromine or an iodine, with a compound of Structure (3), wherein M represents a boronic acid or a boronic ester, in a typical Suzuki cross-coupling reaction, in the presence of a base such as K₂CO₃, Cs₂CO₃, Na₂CO₃, K₃PO₄, or CsF and a catalyst such as Pd(PPh₃)₄, PdCl₂(dppf) or Pd(OAc)₂, in a solvent like ethanol, THF, water, or mixtures thereof, typically at elevated temperatures. Alternatively, a Negishi cross-coupling reaction can be performed, when M represents a zinc halide, with a catalyst such as Pd(PPh₃)₄, in a solvent such as THF or DMF, at RT or at elevated temperatures. A Stille cross-coupling reaction can also be carried out, when M represents a tin residue, typically trimethyltin or tributyltin, with a catalyst such as Pd(PPh₃)₄, in a solvent like THF, dioxane or DMF, at RT or elevated temperatures.



[0114] Alternatively, compounds of Formula (I) can be obtained by Stille coupling of a compound of structure (4), wherein R^{Sn} is typically methyl or n-butyl, with a compound of structure (5), wherein X is iodine, bromine or chlorine, in the presence of a catalyst such as $Pd(PPh_3)_4$, in a solvent like THF, dioxane or DMF, at RT or elevated temperatures.



[0115] Compounds of formula (2) can be formed by a nucleophilic aromatic substitution of compound of structure (6), wherein X represents Cl, Br or I, and Y represents Cl, Br, I or F, with a compound of structure (7), in the presence of a base such as TEA, DIPEA or K_2CO_3 , in a solvent such as isopropanol, butanol, DMF or THF, at RT or at elevated temperatures.

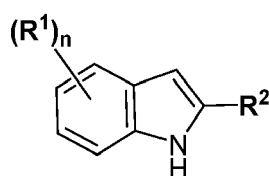


[0116] Compounds of formula (3) can be obtained from commercial sources, or synthesized by methods described in the literature, or by methods known by a person skilled in the art. A boronic acid derivative can be formed by the Miyaura borylation reaction, by cross-coupling of bis(pinacolato)diboron with aryl halides or triflates, in the presence of a base such as potassium acetate and a catalyst such as $PdCl_2(dppf)$. Alternatively, a boronic acid derivative can be formed by a lithiation/borylation sequence, typically at low temperatures, using butyllithium or lithium diisopropylamide as the base, and tri-isopropylborate or isopropoxyboronic acid pinacol ester, in a solvent such as diethyl ether or THF.

[0117] Compounds of formula (4) can be formed by reacting a compound of formula (2) with a stannane derivative such as hexamethyltin or hexabutyltin, in the presence of a catalyst such as $PdCl_2(PPh_3)_2$, sometimes with a ligand such as triphenylarsine, in a solvent such as dioxane, typically at elevated temperatures.

[0118] Compounds of formula (5) can be obtained from commercial sources, or synthesized by methods described in the literature, or by methods known by a person skilled in the art.

[0119] Compounds of formula (6) can be obtained by the reaction of an indole of formula (8) with a compound of structure (9), wherein X is a chlorine or a bromine, with a base like sodium hydroxide, in presence of a phase-transfer agent like tetrabutyl ammonium hydrogen sulfate, in a solvent like toluene, at RT or at elevated temperatures.



(8)

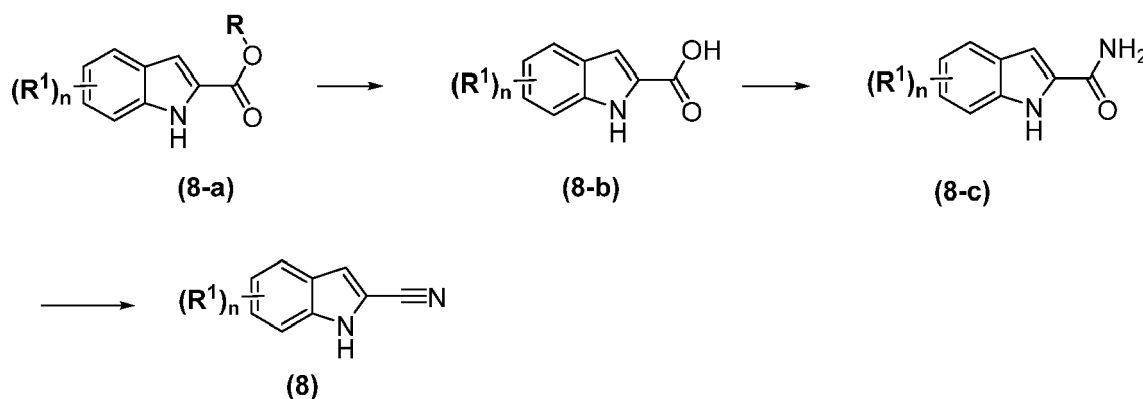


(9)

[0120] Alternatively, the amino group in compounds of formula (9) can be protected, for example with a tert-butyloxycarbonyl group, or as a phthalimide. **X** can then be a leaving group such as chlorine, bromine, iodine, mesylate, tosylate or triflate group. The reaction with the indole of formula (8) can be carried out in presence of a base such as NaH, in a solvent such as DMF, at low temperatures, or at RT or at elevated temperatures. Subsequent deprotection of the amino group to afford compounds of formula (6) can be carried with an acid such as 4N HCl in dioxane or TFA in a solvent like DCM in the case of a tert-butyloxycarbonyl protecting group, with hydrazine in a solvent like methanol or ethanol in the case of a phthalimide protecting group.

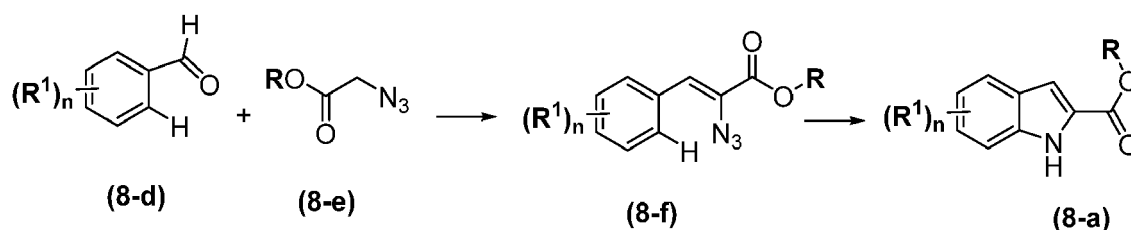
[0121] Indole compounds of formula (8) can be obtained from commercial sources, or synthesized by methods described in the literature, or by methods known by a person skilled in the art.

[0122] When R^2 is a nitrile, the following sequence can be applied (scheme 1). The nitrile moiety can be formed by dehydration of the corresponding primary amide (8-c), by using for instance cyanuric chloride in a solvent such as DMF, at low temperatures or at RT, or at elevated temperatures. The primary amide of formula (8-c) can be formed by reacting the corresponding carboxylic acid of formula (8-b) with a reagent such as thionyl chloride or oxalyl chloride, in a solvent such as DCM, eventually with a catalytic amount of DMF, at low temperatures, or at RT, or at elevated temperatures, and then reacting the intermediate acid chloride with 25% aq. ammonium hydroxide solution, preferably at low temperature. The carboxylic acid of formula (8-b) can be formed by hydrolysis of the ester of formula (8-a), wherein **R** is an alkyl group such as methyl or ethyl, with a base such as NaOH, or KOH or LiOH, in a solvent like MeOH, EtOH, THF, or water, or a mixture of them, at low temperature or at RT or at elevated temperatures.



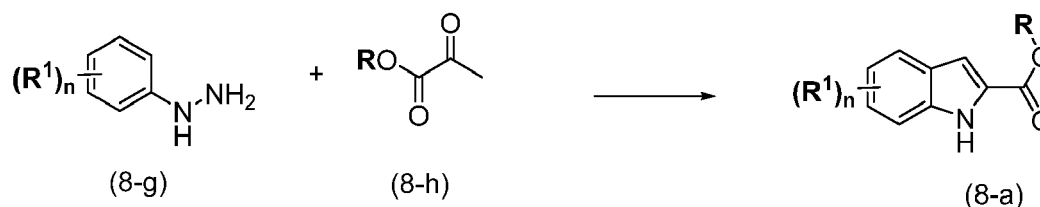
Scheme 1

[0123] Compounds of formula (8-a) can be purchased from commercial suppliers, or synthesized according to known literature procedures. For example, compounds of formula (8-a) can be synthesized using a Hemetsberger-Knittel indole synthesis, as outlined in Scheme 2. Benzaldehyde derivatives of formula (8-d) are reacted with alkyl azidoacetate (8-e), wherein **R** is typically methyl or ethyl, in a solvent such as MeOH or EtOH, in presence of a base such as sodium methoxide or sodium ethoxide, at low temperatures or at RT. This affords the derivative of formula (8-f), which can be transformed into the compound of formula (8-a) when heated at elevated temperatures, in a solvent such as xylene.



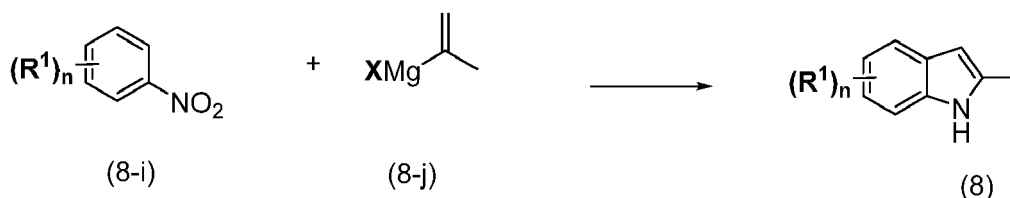
Scheme 2

[0124] Compounds of formula (8-a) can also be synthesized using a Fischer indole synthesis, as outlined in Scheme 3. An hydrazine compound of formula (8-g) can be reacted with a pyruvate derivative of formula (8-h), wherein R is typically methyl or ethyl, in a solvent like MeOH, EtOH, water, or a mixture thereof, usually in presence of an acid such as glacial acetic acid, hydrochloric acid, or sulphuric acid, at RT or elevated temperatures. The intermediate hydrazone can be isolated, or transformed directly further into the indole of formula (8-a), in presence of an acid such as polyphosphoric acid, hydrochloric acid, zinc dichloride, para-toluenesulfonic acid or TFA, in a solvent like toluene, ethanol or ethylene glycol, or neat, typically at elevated temperatures.



Scheme 3

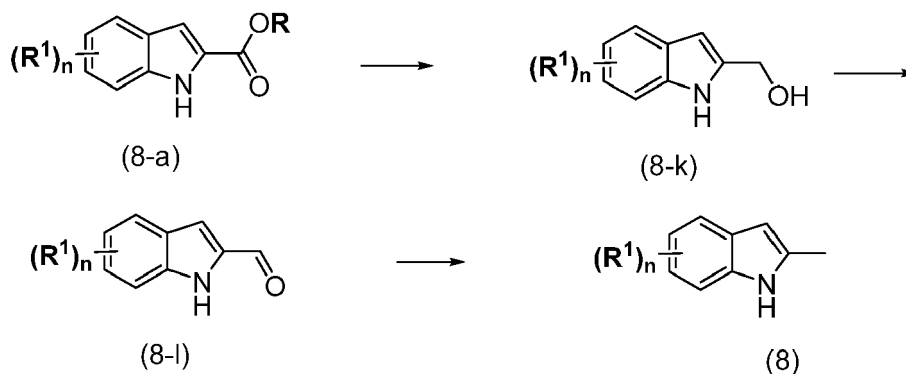
[0125] Compounds of formula (8), wherein R^2 is a methyl group, can be synthesized using a Bartoli indole synthesis (Scheme 4), wherein a nitrobenzene of formula (8-i) is reacted with an isopropenylmagnesium halide of formula (8-j), wherein X is bromine or chlorine, in a solvent like THF, typically at low temperatures to RT.



Scheme 4

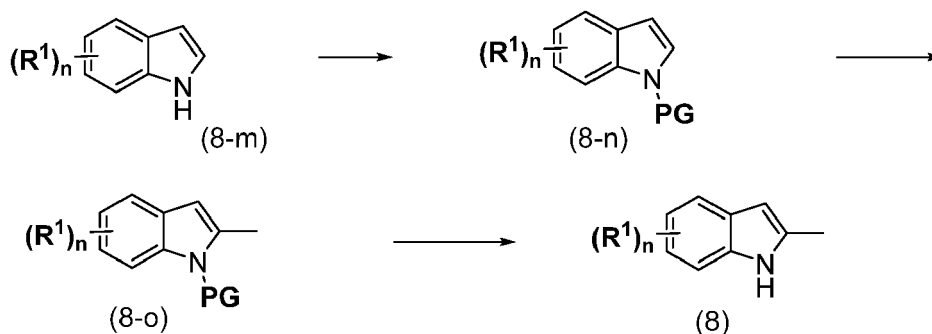
[0126] Alternatively, compounds of formula (8) can be formed via a Fischer indole synthesis, wherein a hydrazine of formula (VIII-g) can be reacted with acetone, to form the corresponding hydrazone intermediate, which can be transformed into the indole of formula (8), in presence of an acid such as polyphosphoric acid, hydrochloric acid, zinc dichloride, para-toluenesulfonic acid or TFA, in a solvent like toluene, EtOH or ethylene glycol, or neat, typically at elevated temperatures.

[0127] Alternatively, compounds of formula (8), wherein R^2 is a methyl group, can be derived from compounds of formula (8-a), as outlined in Scheme 5. Ester derivatives of formula (8-a) can be reduced to their corresponding alcohol derivatives of formula (8-k), using a reducing agent such as $LiAlH_4$, in a solvent like THF, at low, ambient or elevated temperatures. Alcohol derivatives of formula (8-k) can be oxidized to their corresponding aldehyde derivatives of formula (8-l), using an oxidizing agent such as manganese dioxide, in a solvent like DCM, at RT or elevated temperatures. The aldehydes of formula (8-l) can be reduced to the compounds of formula (8) using for example the Huang-Minlon modification of the Wolff-Kishner Reduction, by using hydrazine and KOH, in diethylene glycol, at elevated temperatures.



Scheme 5

[0128] Alternatively, compounds of formula (8), wherein R^2 is a methyl group, can be derived from compounds of formula (8-m), which can be purchased from commercial suppliers, or synthesized by methods described in the literature or by methods known by a person skilled in the art (Scheme 6). The nitrogen in the compounds of formula (8-m) can be protected by a protecting group **PG** such as a tosyl group, or a benzenesulfonyl group, by reaction with tosyl chloride or benzenesulfonyl chloride, in presence of a base such as NaH, in a solvent such as DMF, at low, or ambient or elevated temperatures. Compounds of formula (8-n) can then be reacted with a base such as butyl lithium, in a solvent such as THF, preferably at low temperatures, and then with a methylating agent, such as iodomethane, at low temperature or at RT, to yield the compound of formula (8-o). The protecting group **PG** can then be removed to afford the compound of formula (8). When **PG** is a benzenesulfonyl or a tosyl group, the deprotection reaction can be carried out in presence of a base such as NaOH in a solvent such as MeOH, typically at elevated temperatures, or with a reagent such as tetrabutylammonium fluoride, in a solvent like THF, at elevated temperatures.

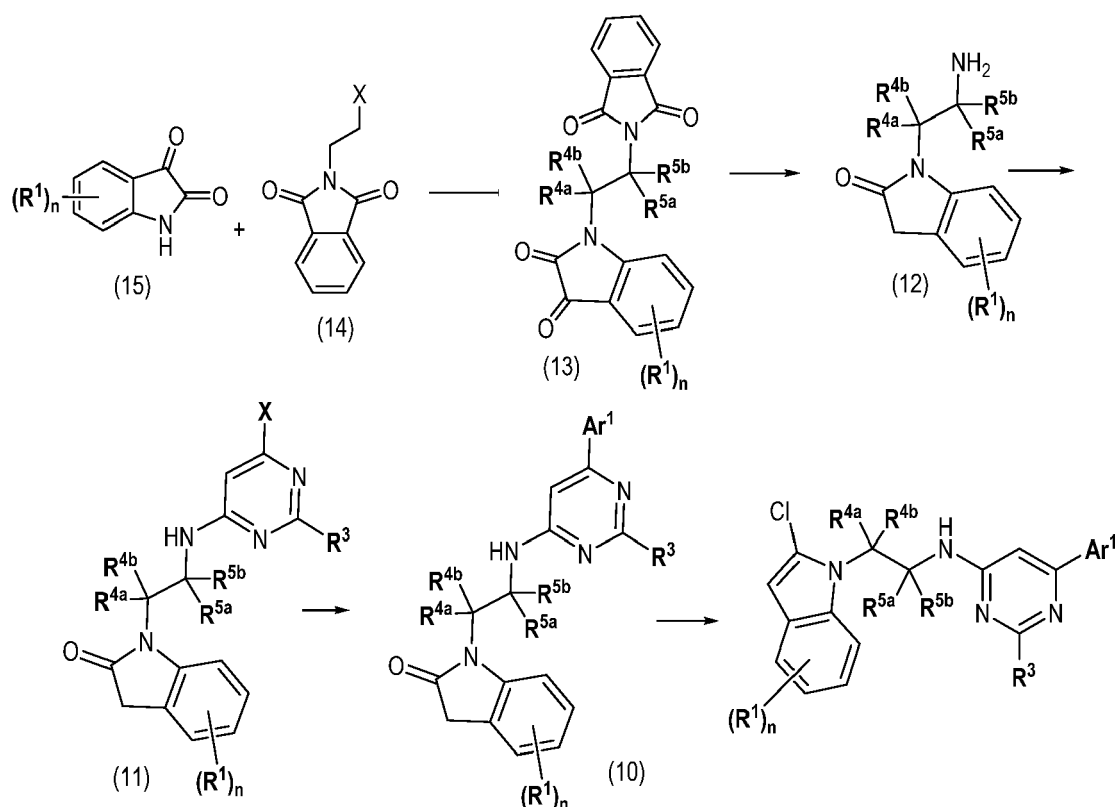


Scheme 6

[0129] In some cases, the compounds of formula (8) may be further modified, for example, by manipulation of substituents to give a new compound of formula (8). These manipulations may include, but are not limited to, reduction, oxidation, alkylation, acylation, hydrolysis and transition-metal catalysed cross-coupling reactions which are commonly known to those skilled in the art.

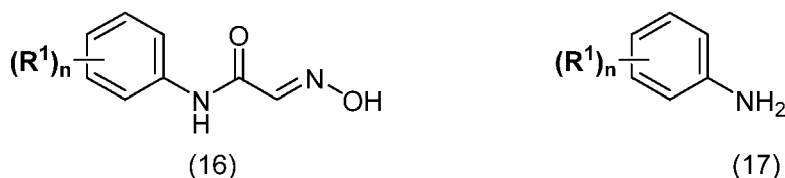
[0130] Compounds of formula (I), wherein R^2 is a chlorine group, can be synthesized by chlorination of the corresponding oxindole of formula (10) (Scheme 7), in presence of a chlorinating agent such as phosphorous oxychloride, preferably at elevated temperatures. Compounds of formula (10) can be in turn synthesized by a Suzuki cross-coupling reaction of a compound of formula (11) with an aryl boronic acid derivative of formula (3), wherein M represents a boronic acid or a boronic ester, in the presence of a base such as K_2CO_3 , Cs_2CO_3 , Na_2CO_3 , K_3PO_4 , or CsF and a catalyst such as $Pd(PPh_3)_4$, $PdCl_2(dppf)$ or $Pd(OAc)_2$, in a solvent like EtOH, THF, water, or mixtures thereof, typically at elevated temperatures. Compounds of formula (11) can be synthesized by a nucleophilic aromatic substitution of compound of structure (6), wherein X represents Cl, Br or I, and Y represents Cl, Br, I or F, with a compound of structure (12), in the presence of a base such as TEA, DIPEA or K_2CO_3 , in a solvent such as isopropanol, butanol, DMF or THF, at RT or at elevated temperatures. Compounds of formula (12) can be formed by the reduction of compounds of formula (13) with a reagent like hydrazine, in a solvent like ethanol, typically at elevated temperatures. Compounds of formula (13) can be synthesized by the reaction of compounds of formula (14), wherein X is a leaving group such as a bromine or a chlorine, with a compound of formula (15), in presence of a base such as NaH, in a solvent such as DMF, at low

temperatures, or at RT or at elevated temperatures.



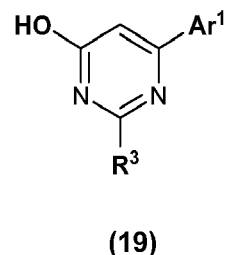
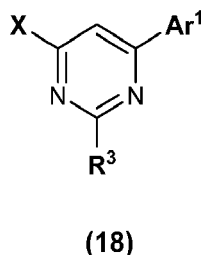
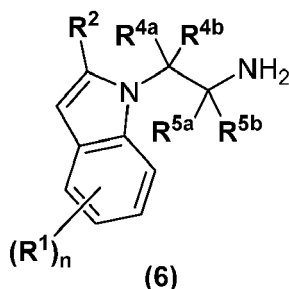
Scheme 7

Compounds of formula (15) can be synthesized by the reaction of a compound of formula (16) with a strong acid such as for example concentrated sulphuric acid, preferably at elevated temperatures.



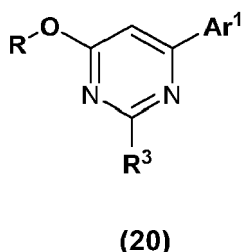
[0131] Compounds of formula (16) can be synthesized by reacting the aniline of formula (17) with an acid such as concentrated hydrochloric acid, in a solvent such as water, together with chloral hydrate, sodium sulphate and hydroxylamine, preferably at elevated temperatures.

[0132] The compounds of formula (I) can be alternatively accessed by carrying out the reaction steps and/or the reactions schemes described previously in a different order. For example, compounds of formula (I) can be formed by the reaction of a compound of formula (6) with a compound of formula (18), in presence of a base such as TEA, DIPEA, or K_2CO_3 , in a solvent such as EtOH, isopropanol, butanol or DMF, preferably at elevated temperatures. Alternatively, compounds of formula (I) can be synthesized by reacting a compound of formula (6) with a compound of formula (19), in presence of a coupling agent such as (Benzotriazol-1-yloxy)-tris(dimethylamino)-phosphonium hexafluorophosphate (BOP), (benzotriazol-1-yl-oxy)-tripyrrolidino-phosphonium hexafluorophosphate (PyBOP) or hexachlorocyclotriphosphazene, in presence of a base such as DBU, DIPEA or TEA in a solvent such as THF, MeCN or DMF, at low temperatures, or at RT or at elevated temperatures.



[0133] The compounds of formula (18) can be synthesized by the coupling of a compound of formula (7), wherein **X** and **Y** represent a chlorine, a bromine or an iodine, with a compound of formula (3), wherein **M** represents a boronic acid or a boronic ester, in a typical Suzuki cross-coupling reaction, in the presence of a base such as K_2CO_3 , Cs_2CO_3 , Na_2CO_3 , K_3PO_4 , or CsF and a catalyst such as $Pd(PPh_3)_4$, $PdCl_2(dppf)$ or $Pd(OAc)_2$, in a solvent like ethanol, THF, water, or mixtures thereof, typically at elevated temperatures. Alternatively, a Negishi cross-coupling reaction can be performed, when **M** represents a zinc halide, with a catalyst such as $Pd(PPh_3)_4$, in a solvent such as THF or DMF, at RT or at elevated temperatures. A Stille cross-coupling reaction can also be carried out, when **M** represents a tin residue, typically trimethyltin or tributyltin, with a catalyst such as $Pd(PPh_3)_4$, in a solvent like THF, dioxane or DMF, at RT or elevated temperatures.

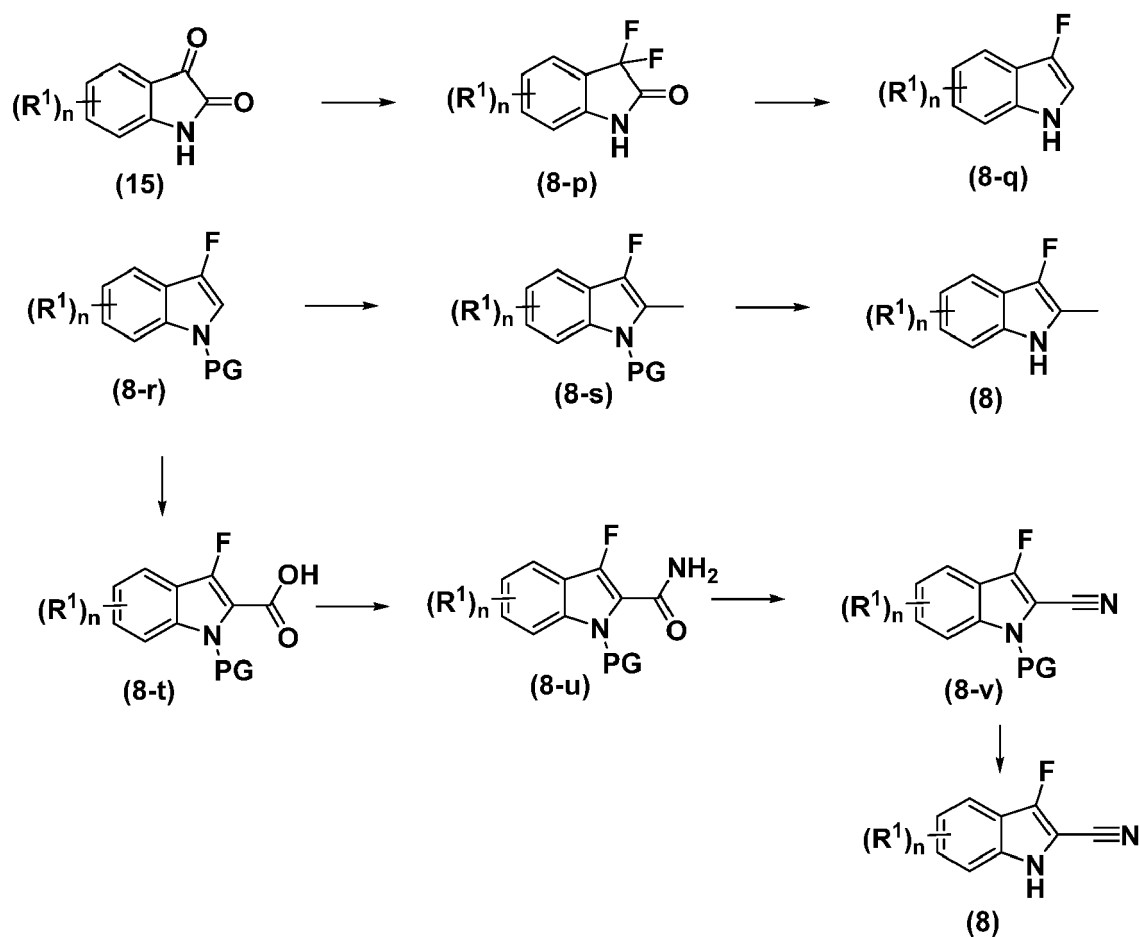
[0134] The compounds of formula (19) can be synthesized by the coupling of a compound of formula (7), wherein **X** represents a chlorine, a bromine or an iodine, and **Y** represents an hydroxyl, with a compound of formula (3), wherein **M** represents a boronic acid or a boronic ester, in a typical Suzuki cross-coupling reaction, in the presence of a base such as K_2CO_3 , Cs_2CO_3 , Na_2CO_3 , K_3PO_4 , or CsF and a catalyst such as $Pd(PPh_3)_4$, $PdCl_2(dppf)$ or $Pd(OAc)_2$, in a solvent like ethanol, THF, water, or mixtures thereof, typically at elevated temperatures. Alternatively, a Negishi cross-coupling reaction can be performed, when **M** represents a zinc halide, with a catalyst such as $Pd(PPh_3)_4$, in a solvent such as THF or DMF, at RT or at elevated temperatures. A Stille cross-coupling reaction can also be carried out, when **M** represents a tin residue, typically trimethyltin or tributyltin, with a catalyst such as $Pd(PPh_3)_4$, in a solvent like THF, dioxane or DMF, at RT or elevated temperatures. Alternatively, the compound of formula (19) can be formed by alkoxy cleavage of a compound of formula (20), wherein **R** is an alkyl group such as methyl, ethyl or benzyl, under acidic conditions, such as HCl in a solvent such as dioxane, at RT or at elevated temperatures.



[0135] The compounds of formula (20) can be synthesized by the coupling of a compound of formula (7), wherein **X** represents a chlorine, a bromine or an iodine, and **Y** represents an alkoxy group, typically methoxy or ethoxy, with a compound of formula (3), wherein **M** represents a boronic acid or a boronic ester, in a typical Suzuki cross-coupling reaction, in the presence of a base such as K_2CO_3 , Cs_2CO_3 , Na_2CO_3 , K_3PO_4 , or CsF and a catalyst such as $Pd(PPh_3)_4$, $PdCl_2(dppf)$ or $Pd(OAc)_2$, in a solvent like ethanol, THF, water, or mixtures thereof, typically at elevated temperatures. Alternatively, a Negishi cross-coupling reaction can be performed, when **M** represents a zinc halide, with a catalyst such as $Pd(PPh_3)_4$, in a solvent such as THF or DMF, at RT or at elevated temperatures. A Stille cross-coupling reaction can also be carried out, when **M** represents a tin residue, typically trimethyltin or tributyltin, with a catalyst such as $Pd(PPh_3)_4$, in a solvent like THF, dioxane or DMF, at RT or elevated temperatures.

[0136] Compounds of formula (8), wherein **R**¹ is a fluorine atom at position 3 and **R**² is a methyl, can be synthesized using the sequence described in Scheme 8. The compound of formula (15) can be fluorinated with a fluorinating agent such as diethyl aminosulfur trifluoride (DAST) in a solvent such as DCM, at low temperature or at RT. The resulting compound (8-p) can be reduced with a reducing agent such as borane, in a solvent such as THF, at low temperature or RT, to afford compound of formula (8-q). The nitrogen in the compounds of formula (8-q) can be protected by a protecting group **PG** such as a tosyl group, or a benzenesulfonyl group, by reaction with tosyl chloride or benzenesulfonyl chloride, in presence of a base such as NaH, in a solvent such as DMF, at low, or ambient or elevated temperatures.

Compounds of formula (8-r) can then be reacted with a base such as butyl lithium, in a solvent such as THF, preferably at low temperatures, and then with a methylating agent, such as iodomethane, at low temperature or at RT, to yield the compound of formula (8-s). The protecting group **PG** can then be removed to afford the compound of formula (8). When **PG** is a benzenesulfonyl or a tosyl group, the deprotection reaction can be carried out in presence of a base such as NaOH in a solvent such as MeOH, typically at elevated temperatures, or with a reagent such as tetrabutylammonium fluoride, in a solvent like THF, at elevated temperatures. Alternatively, Compounds of formula (8-r) can then be reacted with a base such as butyl lithium, in a solvent such as THF, preferably at low temperatures, and then with a carboxylic acid source, such as carbon dioxide, at low temperature or at RT, to yield the compound of formula (8-t). The primary amide of formula (8-u) can be formed by reacting (8-t) with a reagent such as thionyl chloride, oxalyl chloride or carbonyl di-imidazole (CDI), in a solvent such as DCM, eventually with a catalytic amount of DMF, at low temperatures, or at RT, or at elevated temperatures, and then reacting the intermediate acid chloride with 25% aq. ammonium hydroxide solution, preferably at low temperature. The nitrile moiety in (8-v) can be formed by dehydration of the corresponding primary amide (8-u), by using for instance cyanuric chloride in a solvent such as DMF, at low temperatures or at RT, or at elevated temperatures. The protecting group **PG** can then be removed to afford the compound of formula (8). When **PG** is a benzenesulfonyl or a tosyl group, the deprotection reaction can be carried out in presence of a base such as NaOH in a solvent such as MeOH, typically at elevated temperatures, or with a reagent such as tetrabutylammonium fluoride, in a solvent like THF, at elevated temperatures.



Scheme 8

[0137] The following examples are provided to illustrate the invention. These examples are illustrative only and should not be construed as limiting the invention in any way.

Experimental Part

I. Chemistry

5 **[0138]** All temperatures are stated in °C. Commercially available starting materials were used as received without further purification. Unless otherwise specified, all reactions were carried out in oven-dried glassware under an atmosphere of nitrogen. Compounds were purified by flash column chromatography on silica gel or by preparative HPLC. Compounds described in the invention are characterised by LC-MS data (retention time t_R is given in min; molecular weight obtained from the mass spectrum is given in g/mol) using the conditions listed below. In cases where compounds of the present invention appear as a mixture of conformational isomers, particularly visible in their LC-MS spectra, the retention time of the most abundant conformer is given. In some cases compounds are isolated after purification in form of the corresponding ammonium salt (*1), or the respective formic acid salt (*2); such compounds are marked accordingly.

Analytical LC-MS equipment:

15 **[0139]** HPLC pump: Binary gradient pump, Agilent G4220A or equivalent
 Autosampler: Gilson LH215 (with Gilson 845z injector) or equivalent
 Column compartment: Dionex TCC-3000RS or equivalent
 Degasser: Dionex SRD-3200 or equivalent
 20 Make-up pump: Dionex HPG-3200SD or equivalent
 DAD detector: Agilent G4212A or equivalent
 MS detector: Single quadrupole mass analyzer, Thermo Finnigan MSQPlus or equivalent
 ELS detector: Sedere SEDEX 90 or equivalent

LC-MS with acidic conditions

[0140]

30 **Method A:** Column: Zorbax SB-aq (3.5 μm , 4.6 x 50 mm). Conditions: MeCN [eluent A]; water + 0.04% TFA [eluent B]. Gradient: 95% B \rightarrow 5% B over 1.5 min (flow: 4.5 mL/min). Detection: UV/Vis + MS.
Method B: Column: Waters XBridge C18 (2.5 μm , 4.6 x 30 mm). Conditions: MeCN [eluent A]; water + 0.04% TFA [eluent B]. Gradient: 95% B \rightarrow 5% B over 1.5 min (flow: 4.5 mL/min). Detection: UV/Vis + MS.
Method C: Waters Acquity Binary, Solvent Manager, MS: Waters SQ Detector, DAD: Acquity UPLC PDA Detector, ELSD: Acquity UPLC ELSD. Column: Acquity UPLC BEH C₁₈ 1.7 μm 2.1x50 mm from Waters, thermostated in the Acquity UPLC Column Manager at 60°C. Eluents: H₂O + 0.05% TFA; B2: MeCN + 0.045% TFA. Method: Gradient: 2% B 98% B over 2.0 min. Flow: 1.2 mL/min. Detection: UV 214nm and ELSD, and MS, t_R is given in min.

LC-MS with basic conditions

[0141]

40 **Method D:** Column: Ascentis 2.1*50mm 5 μm , Eluents: A:H₂O+0.05% NH₄OH, B: MeCN, Method: 5%B to 95%B in 1.1min, Flow 1.8ml/min, Detection UV: 214nm
Method E: Column: Waters BEH C₁₈, 3.0 x 50mm, 25 μm , Eluents: A: Water/NH₃ [c(NH₃) = 13 mmol/l], B: MeCN, Method: 5%B to 95%B in 1.2min, Flow 1.6ml/min, Detection UV: 214nm
 45 **Method F:** Column: Agilent Zorbax Extend C₁₈, 4.6 x 50mm, 5 μm , Eluents: A: Water/NH₃ [c(NH₃) = 13 mmol/l], B: MeCN, Method: 5%B to 95%B in 0.75min; Flow 4.5ml/min, Detection UV: 214nm

Preparative HPLC equipment:

50 **[0142]** Gilson 333/334 HPLC pump equipped with Gilson LH215, Dionex SRD-3200 degasser, Dionex ISO-3100A make-up pump, Dionex DAD-3000 DAD detector, Single quadrupole mass analyzer MS detector, Thermo Finnigan MSQ Plus, MRA100-000 flow splitter, Polymer Laboratories PL-ELS1000 ELS detector

Preparative HPLC with basic conditions

55 **[0143]** Column: Waters XBridge (10 μm , 75 x 30 mm). Conditions: MeCN [eluent A]; water + 0.5% NH₄OH (25% aq.) [eluent B]; Gradient see **Table 1** (flow: 75 mL/min), the starting percentage of Eluent A (x) is determined depending on

the polarity of the compound to purify. Detection: UV/Vis + MS

Table 1

t (min)	0	0.01	4.0	6.0	6.2	6.6
Eluent A (%)	x	x	95	95	x	x
Eluent B (%)	100-x	100-x	5	5	100-x	100-x

Preparative HPLC with acidic conditions

[0144] Column: Waters Atlantis T3 (10 μ m, 75 x 30 mm). Conditions: MeCN [eluent A]; water + 0.5% HCO₂H [eluent B]; Gradient see **Table 2** (flow: 75 mL/min), the starting percentage of Eluent A (x) is determined depending on the polarity of the compound to purify. Detection: UV/Vis + MS

Table 2

t (min)	0	0.01	4.0	6.0	6.2	6.6
Eluent A (%)	x	x	95	95	x	x
Eluent B (%)	100-x	100-x	5	5	100-x	100-x

Abbreviations (as used hereinbefore or hereinafter):

[0145]

aq.	aqueous
atm	atmosphere
d	days
DCM	dichloromethane
DIPEA	diisopropyl-ethylamine, Hünig's base
DMF	dimethylformamide
DMSO	dimethylsulfoxide
dppf	1,1'-bis(diphenylphosphino)ferrocene
Et	ethyl
Et ₂ O	diethylether
EtOAc	ethyl acetate
EtOH	ethanol
Ex.	example
FC	flash chromatography on silica gel
h	hour(s)
hept	heptane(s)
HPLC	high performance liquid chromatography
HV	high vacuum conditions
ⁱ Bu	isobutyl
ⁱ Pr	isopropyl
LC-MS	liquid chromatography - mass spectrometry
Lit.	Literature
Me	methyl
MeCN	acetonitrile
MeOH	methanol
mL	milliliter
min	minute(s)
MW	microwave
ⁿ Pr	n-propyl
OAc	acetate
Pd ₂ dba ₃	Tris(dibenzylideneacetone)dipalladium(0)
Pd(dppf)Cl ₂ ·DCM	[1,1'-bis(diphenylphosphino)-ferrocene]dichloropalladium (II) complex with dichloromethane

	Ph	phenyl
	PPh ₃	triphenyl phosphine
	prep.	Preparative
	rac	racemic
5	RM	reaction mixture
	RT	room temperature
	s	second(s)
	sat.	saturated (if not indicated otherwise: sat. aq.)
	tBu	tert-butyl = tertiary butyl
10	TEA	triethylamine
	TFA	trifluoroacetic acid
	THF	tetrahydrofuran
	TLC	thin layer chromatography
	tosyl	p-toluene-sulfonyl
15	t _R	retention time
	triflate	trifluoromethanesulfonate

A- Preparation of precursors and intermediates

20 A.1. Synthesis of pyrimidine halide derivatives of formula (III)

A.1.1. 6-Chloro-N-(2-(2-methyl-1H-indol-1-yl)ethyl)pyrimidin-4-amine

25 **[0146]** To a solution of 4,6-dichloropyrimidine (3.00 g, 20.1 mmol) in 2-propanol (50 mL) at RT is added 2-(2-methyl-1H-indol-1-yl)ethan-1-amine (3.68 g, 21.1 mmol) and TEA (3.08 mL, 22.2 mmol). The resulting mixture is refluxed for 2h, then allowed to cool to RT and concentrated under reduced pressure. The residue is partitioned between sat. aq. NaHCO₃ solution and EtOAc. The layers are separated and the aqueous layer is extracted once more with EtOAc. The combined organic layers are washed with water, brine, dried over MgSO₄, filtered and the solvent is removed in vacuo yielding the desired product as a yellow powder (5.45 g, 94%). LC-MS A: t_R = 0.87 min; [M+H]⁺ = 287.13.

30 A.1.1.1. 2-(2-Methyl-1H-indol-1-yl)ethan-1-amine

35 **[0147]** To a solution of 2-methylindole (10.04 g, 75 mmol) in toluene (200 mL) are added 2-chloroethylamine hydrochloride (17.4 g, 150 mmol), freshly powdered NaOH (21.00 g, 525 mmol) and tetrabutyl ammonium hydrogen sulfate (2.037 g, 6 mmol). The resulting mixture is heated up to reflux and stirred for 17h. It is then cooled down to RT, and filtered through a filter paper. The residue is triturated twice with toluene, and filtrated. The filtrate is concentrated under reduced pressure, and the residue is purified by FC, using a gradient of DCM/MeOH from 100:0 to 95:5. After concentration of the product containing fractions, the title compound (13.2 g, 99%) is obtained as a yellow resin: LC-MS A: t_R = 0.54 min; [M+H]⁺ = 175.31.

40 **[0148]** In analogy to example A.1.1., the following halo-pyrimidines are prepared:

A.1.2. 6-Chloro-N-(2-(4-chloro-2-methyl-1H-indol-1-yl)ethyl)pyrimidin-4-amine

45 **[0149]** The title compound is prepared according to the synthesis of A.1.1. described above using 2-(4-chloro-2-methyl-1H-indol-1-yl)ethan-1-amine; LC-MS A: t_R = 0.92 min; [M+H]⁺ = 320.99.

A.1.2.1. 2-(4-Chloro-2-methyl-1H-indol-1-yl)ethan-1-amine

50 **[0150]** The title compound is prepared according to the synthesis of A.1.1.1. described above using 4-chloro-2-methyl-1H-indole; LC-MS A: t_R = 0.61 min; [M+H]⁺ = 209.12.

A.1.3. 6-Chloro-N-(2-(2,4-dimethyl-1H-indol-1-yl)ethyl)pyrimidin-4-amine

55 **[0151]** The title compound is prepared according to the synthesis of A.1.1. described above using 2-(2,4-dimethyl-1H-indol-1-yl)ethan-1-amine; LC-MS A: t_R = 0.90 min; [M+H]⁺ = 301.09.

A.1.3.1. 2-(2,4-Dimethyl-1H-indol-1-yl)ethan-1-amine

[0152] The title compound is prepared according to the synthesis of A.1.1.1. described above using 2,4-dimethyl-1H-indole; LC-MS A: $t_R = 0.58$ min; $[M+H]^+ = 189.25$.

A.1.4. 6-Chloro-N-(2-(6-fluoro-2,4-dimethyl-1H-indol-1-yl)ethyl)pyrimidin-4-amine

[0153] The title compound is prepared according to the synthesis of A.1.1. described above using 2-(6-fluoro-2,4-dimethyl-1H-indol-1-yl)ethan-1-amine; LC-MS A: $t_R = 0.92$ min; $[M+H]^+ = 319.21$.

A.1.4.1. 2-(6-Fluoro-2,4-dimethyl-1H-indol-1-yl)ethan-1-amine

[0154] The title compound is prepared according to the synthesis of A.1.1.1. described above using 6-fluoro-2,4-dimethyl-1H-indole; LC-MS A: $t_R = 0.60$ min; $[M+H]^+ = 207.33$.

A.1.5. 6-Chloro-N-(2-(7-chloro-2,5-dimethyl-1H-indol-1-yl)ethyl)pyrimidin-4-amine

[0155] The title compound is prepared according to the synthesis of A.1.1. described above using 2-(7-chloro-2,5-dimethyl-1H-indol-1-yl)ethan-1-amine; LC-MS A: $t_R = 0.97$ min; $[M+H]^+ = 334.93$.

A.1.5.1. 2-(7-Chloro-2,5-dimethyl-1H-indol-1-yl)ethan-1-amine

[0156] The title compound is prepared according to the synthesis of A.1.1.1. described above using 7-chloro-2,5-dimethyl-1H-indole; LC-MS A: $t_R = 0.63$ min; $[M+H]^+ = 222.97$.

A.1.6. 6-Chloro-N-(2-(7-chloro-2,4-dimethyl-1H-indol-1-yl)ethyl)pyrimidin-4-amine

[0157] The title compound is prepared according to the synthesis of A.1.1. described above using 2-(7-chloro-2,4-dimethyl-1H-indol-1-yl)ethan-1-amine; LC-MS A: $t_R = 0.97$ min; $[M+H]^+ = 335.04$.

A.1.6.1. 2-(7-Chloro-2,4-dimethyl-1H-indol-1-yl)ethan-1-amine

[0158] The title compound is prepared according to the synthesis of A.1.1.1. described above using 7-chloro-2,4-dimethyl-1H-indole; LC-MS A: $t_R = 0.63$ min; $[M+H]^+ = 222.93$.

A.1.7. 6-Chloro-N-(2-(7-fluoro-2,5-dimethyl-1H-indol-1-yl)ethyl)pyrimidin-4-amine

[0159] The title compound is prepared according to the synthesis of A.1.1. described above using 2-(7-fluoro-2,5-dimethyl-1H-indol-1-yl)ethan-1-amine; LC-MS A: $t_R = 0.93$ min; $[M+H]^+ = 319.02$.

A.1.7.1. 2-(7-Fluoro-2,5-dimethyl-1H-indol-1-yl)ethan-1-amine

[0160] The title compound is prepared according to the synthesis of A.1.1.1. described above using 7-fluoro-2,5-dimethyl-1H-indole; LC-MS A: $t_R = 0.61$ min; $[M+H]^+ = 207.17$.

A.1.8. 6-Chloro-N-(2-(7-fluoro-2,4-dimethyl-1H-indol-1-yl)ethyl)pyrimidin-4-amine

[0161] The title compound is prepared according to the synthesis of A.1.1. described above using 2-(7-fluoro-2,4-dimethyl-1H-indol-1-yl)ethan-1-amine; LC-MS A: $t_R = 0.93$ min; $[M+H]^+ = 319.08$.

A.1.8.1. 2-(7-Fluoro-2,4-dimethyl-1H-indol-1-yl)ethan-1-amine

[0162] The title compound is prepared according to the synthesis of A.1.1.1. described above using 7-fluoro-2,4-dimethyl-1H-indole; LC-MS A: $t_R = 0.60$ min; $[M+H]^+ = 207.17$.

A.1.9. 6-Chloro-N-(2-(4,7-dichloro-2-methyl-1H-indol-1-yl)ethyl)pyrimidin-4-amine

[0163] The title compound is prepared according to the synthesis of A.1.1. described above using 2-(4,7-dichloro-2-

methyl-1H-indol-1-yl)ethan-1-amine; LC-MS A: t_R = 0.98 min; $[M+H]^+$ = 355.06.

A.1.9.1. 2-(4,7-Dichloro-2-methyl-1H-indol-1-yl)ethan-1-amine

- 5 **[0164]** The title compound is prepared according to the synthesis of A.1.1.1. described above using 4,7-dichloro-2-methyl-1H-indole; LC-MS A: t_R = 0.65 min; $[M+H]^+$ = 243.04.

A.1.10. 6-Chloro-N-(2-(4,7-difluoro-2-methyl-1H-indol-1-yl)ethyl)pyrimidin-4-amine

- 10 **[0165]** The title compound is prepared according to the synthesis of A.1.1. described above using 2-(4,7-difluoro-2-methyl-1H-indol-1-yl)ethan-1-amine; LC-MS A: t_R = 0.89 min; $[M+H]^+$ = 323.09.

A.1.10.1. 2-(4,7-Difluoro-2-methyl-1H-indol-1-yl)ethan-1-amine

- 15 **[0166]** The title compound is prepared according to the synthesis of A.1.1.1. described above using 4,7-difluoro-2-methyl-1H-indole; LC-MS A: t_R = 0.59 min; $[M+H]^+$ = 211.14.

A.1.11. 6-Chloro-N-(2-(5,7-difluoro-2-methyl-1H-indol-1-yl)ethyl)pyrimidin-4-amine

- 20 **[0167]** The title compound is prepared according to the synthesis of A.1.1. described above using 2-(5,7-difluoro-2-methyl-1H-indol-1-yl)ethan-1-amine; LC-MS A: t_R = 0.91 min; $[M+H]^+$ = 322.95.

A.1.11.1. 2-(4,7-Difluoro-2-methyl-1H-indol-1-yl)ethan-1-amine

- 25 **[0168]** The title compound is prepared according to the synthesis of A.1.1.1. described above using 5,7-difluoro-2-methyl-1H-indole; LC-MS A: t_R = 0.59 min; $[M+H]^+$ = 211.13.

A.1.12. 6-Chloro-N-(2-(6,7-dichloro-2-methyl-1H-indol-1-yl)ethyl)pyrimidin-4-amine

- 30 **[0169]** The title compound is prepared according to the synthesis of A.1.1. described above using 2-(6,7-dichloro-2-methyl-1H-indol-1-yl)ethan-1-amine; LC-MS A: t_R = 0.97 min; $[M+H]^+$ = 355.03.

A.1.12.1. 2-(6,7-Dichloro-2-methyl-1H-indol-1-yl)ethan-1-amine

- 35 **[0170]** The title compound is prepared according to the synthesis of A. 1.1.1. described above using 6,7-dichloro-2-methyl-1H-indole; LC-MS A: t_R = 0.64 min; $[M+H]^+$ = 243.05.

A.1.13. 6-Chloro-N-(2-(5-chloro-7-fluoro-2-methyl-1H-indol-1-yl)ethyl)pyrimidin-4-amine

- 40 **[0171]** The title compound is prepared according to the synthesis of A.1.1. described above using 2-(5-chloro-7-fluoro-2-methyl-1H-indol-1-yl)ethan-1-amine; LC-MS A: t_R = 0.95 min; $[M+H]^+$ = 339.13.

A.1.13.1. 2-(5-Chloro-7-fluoro-2-methyl-1H-indol-1-yl)ethan-1-amine

- 45 **[0172]** The title compound is prepared according to the synthesis of A.1.1.1. described above using 5-chloro-7-fluoro-2-methyl-1H-indole; LC-MS A: t_R = 0.63 min; $[M+H]^+$ = 227.01.

A.1.14. 6-Chloro-N-(2-(4,5-difluoro-2-methyl-1H-indol-1-yl)ethyl)pyrimidin-4-amine

- 50 **[0173]** The title compound is prepared according to the synthesis of A.1.1. described above using 2-(4,5-difluoro-2-methyl-1H-indol-1-yl)ethan-1-amine; LC-MS A: t_R = 0.91 min; $[M+H]^+$ = 324.42.

A.1.14.1. 2-(4,5-Difluoro-2-methyl-1H-indol-1-yl)ethan-1-amine

- 55 **[0174]** The title compound is prepared according to the synthesis of A. 1.1.1. described above using 4,5-difluoro-2-methyl-1H-indole; LC-MS A: t_R = 0.60 min; $[M+H]^+$ = 211.13.

A.1.15. 6-Chloro-N-(2-(4-chloro-7-fluoro-2-methyl-1H-indol-1-yl)ethyl)pyrimidin-4-amine

[0175] The title compound is prepared according to the synthesis of A.1.1. described above using 2-(4-chloro-7-fluoro-2-methyl-1H-indol-1-yl)ethan-1-amine; LC-MS A: t_R = 0.95 min; $[M+H]^+$ = 339.02.

A.1.15.1. 2-(4-Chloro-7-fluoro-2-methyl-1H-indol-1-yl)ethan-1-amine

[0176] The title compound is prepared according to the synthesis of A.1.1.1. described above using 4-chloro-7-fluoro-2-methyl-1H-indole; LC-MS A: t_R = 0.62 min; $[M+H]^+$ = 227.10.

A.1.16. 6-Chloro-N-(2-(4,6-dichloro-2-methyl-1H-indol-1-yl)ethyl)pyrimidin-4-amine

[0177] The title compound is prepared according to the synthesis of A.1.1. described above using 2-(4,6-dichloro-2-methyl-1H-indol-1-yl)ethan-1-amine; LC-MS A: t_R = 0.97 min; $[M+H]^+$ = 354.85.

A.1.16.1. 2-(4,6-Dichloro-2-methyl-1H-indol-1-yl)ethan-1-amine

[0178] The title compound is prepared according to the synthesis of A. 1.1.1. described above using 4,6-dichloro-2-methyl-1H-indole; LC-MS A: t_R = 0.66 min; $[M+H]^+$ = 243.00.

A.1.17. 6-Chloro-N-(2-(4-chloro-6-fluoro-2-methyl-1H-indol-1-yl)ethyl)pyrimidin-4-amine

[0179] The title compound is prepared according to the synthesis of A.1.1. described above using 2-(4-chloro-6-fluoro-2-methyl-1H-indol-1-yl)ethan-1-amine; LC-MS A: t_R = 0.94 min; $[M+H]^+$ = 338.94.

A.1.17.1. 2-(4-Chloro-6-fluoro-2-methyl-1H-indol-1-yl)ethan-1-amine

[0180] The title compound is prepared according to the synthesis of A.1.1.1. described above using 4-chloro-6-fluoro-2-methyl-1H-indole; LC-MS A: t_R = 0.63 min; $[M+H]^+$ = 227.04.

A.1.18. 6-Chloro-N-(2-(4-methoxy-2-methyl-1H-indol-1-yl)ethyl)pyrimidin-4-amine

[0181] The title compound is prepared according to the synthesis of A.1.1. described above using 2-(4-methoxy-2-methyl-1H-indol-1-yl)ethan-1-amine; LC-MS A: t_R = 0.86 min; $[M+H]^+$ = 317.07.

A.1.18.1. 2-(4-Methoxy-2-methyl-1H-indol-1-yl)ethan-1-amine

[0182] The title compound is prepared according to the synthesis of A. 1.1.1. described above using 4-methoxy-2-methyl-1H-indole; LC-MS A: t_R = 0.54 min; $[M+H]^+$ = 205.34.

A.1.19. 6-Chloro-N-(2-(6-methoxy-2-methyl-1H-indol-1-yl)ethyl)pyrimidin-4-amine

[0183] The title compound is prepared according to the synthesis of A.1.1. described above using 2-(6-methoxy-2-methyl-1H-indol-1-yl)ethan-1-amine; LC-MS A: t_R = 0.86 min; $[M+H]^+$ = 317.34.

A.1.19.1. 2-(6-Methoxy-2-methyl-1H-indol-1-yl)ethan-1-amine

[0184] The title compound is prepared according to the synthesis of A.1.1.1. described above using 6-methoxy-2-methyl-1H-indole; LC-MS A: t_R = 0.56 min; $[M+H]^+$ = 205.19.

A.1.20. 1-(2-((6-Chloropyrimidin-4-yl)amino)ethyl)-7-fluoro-2-methyl-1H-indole-4-carbonitrile

[0185] The title compound is prepared according to the synthesis of A.1.1. described above using 1-(2-aminoethyl)-7-fluoro-2-methyl-1H-indole-4-carbonitrile; LC-MS A: t_R = 0.87 min; $[M+H]^+$ = 330.07.

A.1.20.1. 1-(2-Aminoethyl)-7-fluoro-2-methyl-1H-indole-4-carbonitrile

[0186] The title compound is prepared according to the synthesis of A. 1.1.1. described above 7-fluoro-2-methyl-1H-

indole-4-carbonitrile; LC-MS A: t_R = 0.55 min; $[M+H]^+$ = 218.13.

A.1.21. 6-Chloro-N-(2-(4,5,7-trifluoro-2-methyl-1H-indol-1-yl)ethyl)pyrimidin-4-amine

- 5 **[0187]** The title compound is prepared according to the synthesis of A.1.1. described above using 2-(4,5,7-trifluoro-2-methyl-1H-indol-1-yl)ethan-1-amine; LC-MS A: t_R = 0.93 min; $[M+H]^+$ = 340.99.

A.1.21.1. 2-(4,5,7-Trifluoro-2-methyl-1H-indol-1-yl)ethan-1-amine

- 10 **[0188]** The title compound is prepared according to the synthesis of A.1.1.1. described above 4,5,7-trifluoro-2-methyl-1H-indole; LC-MS A: t_R = 0.61 min; $[M+H]^+$ = 229.13.

A.1.22. 6-Chloro-N-(2-(7-chloro-5-fluoro-2,4-dimethyl-1H-indol-1-yl)ethyl)pyrimidin-4-amine

- 15 **[0189]** The title compound is prepared according to the synthesis of A.1.1. described above using 2-(7-chloro-5-fluoro-2,4-dimethyl-1H-indol-1-yl)ethan-1-amine; LC-MS A: t_R = 0.98 min; $[M+H]^+$ = 354.28.

A.1.22.1. 2-(7-Chloro-5-fluoro-2,4-dimethyl-1H-indol-1-yl)ethan-1-amine

- 20 **[0190]** The title compound is prepared according to the synthesis of A. 1.1.1. described above 7-chloro-5-fluoro-2,4-dimethyl-1H-indole; LC-MS A: t_R = 0.64 min; $[M+H]^+$ = 241.14.

A.1.23. 6-Chloro-N-(2-(6-fluoro-4-methoxy-2-methyl-1H-indol-1-yl)ethyl)pyrimidin-4-amine

- 25 **[0191]** The title compound is prepared according to the synthesis of A.1.1. described above using 2-(6-fluoro-4-methoxy-2-methyl-1H-indol-1-yl)ethan-1-amine; LC-MS A: t_R = 0.89 min; $[M+H]^+$ = 335.02.

A.1.23.1. 2-(6-Fluoro-4-methoxy-2-methyl-1H-indol-1-yl)ethan-1-amine

- 30 **[0192]** The title compound is prepared according to the synthesis of A. 1.1.1. described above 6-fluoro-4-methoxy-2-methyl-1H-indole; LC-MS A: t_R = 0.57 min; $[M+H]^+$ = 223.13.

A.1.24. 6-Chloro-N-(2-(7-chloro-4-methoxy-2-methyl-1H-indol-1-yl)ethyl)pyrimidin-4-amine

- 35 **[0193]** The title compound is prepared according to the synthesis of A.1.1. described above using 2-(7-chloro-4-methoxy-2-methyl-1H-indol-1-yl)ethan-1-amine; LC-MS A: t_R = 0.93 min; $[M+H]^+$ = 350.97.

A.1.24.1. 2-(7-Chloro-4-methoxy-2-methyl-1H-indol-1-yl)ethan-1-amine

- 40 **[0194]** The title compound is prepared according to the synthesis of A. 1.1.1. described above 7-chloro-4-methoxy-2-methyl-1H-indole; LC-MS A: t_R = 0.59 min; $[M+H]^+$ = 239.11.

A.1.25. 6-Chloro-N-(2-(7-fluoro-4-methoxy-2-methyl-1H-indol-1-yl)ethyl)pyrimidin-4-amine

- 45 **[0195]** The title compound is prepared according to the synthesis of A.1.1. described above using 2-(7-fluoro-4-methoxy-2-methyl-1H-indol-1-yl)ethan-1-amine; LC-MS A: t_R = 0.89 min; $[M+H]^+$ = 335.04.

A.1.25.1. 2-(7-Fluoro-4-methoxy-2-methyl-1H-indol-1-yl)ethan-1-amine

- 50 **[0196]** The title compound is prepared according to the synthesis of A. 1.1.1. described above 7-fluoro-4-methoxy-2-methyl-1H-indole; LC-MS A: t_R = 0.56 min; $[M+H]^+$ = 223.10.

A.1.26. 6-Chloro-N-(2-(7-fluoro-5-methoxy-2-methyl-1H-indol-1-yl)ethyl)pyrimidin-4-amine

- 55 **[0197]** The title compound is prepared according to the synthesis of A.1.1. described above using 2-(7-fluoro-5-methoxy-2-methyl-1H-indol-1-yl)ethan-1-amine; LC-MS A: t_R = 0.89 min; $[M+H]^+$ = 335.00.

A.1.26.1. 2-(7-Fluoro-5-methoxy-2-methyl-1H-indol-1-yl)ethan-1-amine

[0198] The title compound is prepared according to the synthesis of A. 1.1.1. described above 7-fluoro-5-methoxy-2-methyl-1H-indole; LC-MS A: t_R = 0.57 min; $[M+H]^+$ = 223.11.

A.1.27. 6-Chloro-N-(2-(5-fluoro-4-methoxy-2-methyl-1H-indol-1-yl)ethyl)pyrimidin-4-amine

[0199] The title compound is prepared according to the synthesis of A.1.1. described above using 2-(5-fluoro-4-methoxy-2-methyl-1H-indol-1-yl)ethan-1-amine; LC-MS A: t_R = 0.86 min; $[M+H]^+$ = 335.09.

A.1.27.1. 2-(5-Fluoro-4-methoxy-2-methyl-1H-indol-1-yl)ethan-1-amine

[0200] The title compound is prepared according to the synthesis of A. 1.1.1. described above 5-fluoro-4-methoxy-2-methyl-1H-indole; LC-MS A: t_R = 0.55 min; $[M+H]^+$ = 222.99.

A.1.28. 6-Chloro-N-(2-(4-fluoro-7-methoxy-2-methyl-1H-indol-1-yl)ethyl)pyrimidin-4-amine

[0201] The title compound is prepared according to the synthesis of A.1.1. described above using 2-(4-fluoro-7-methoxy-2-methyl-1H-indol-1-yl)ethan-1-amine; LC-MS A: t_R = 0.92 min; $[M+H]^+$ = 335.13.

A.1.28.1. 2-(4-Fluoro-7-methoxy-2-methyl-1H-indol-1-yl)ethan-1-amine

[0202] The title compound is prepared according to the synthesis of A. 1.1.1. described above 4-fluoro-7-methoxy-2-methyl-1H-indole; LC-MS A: t_R = 0.61 min; $[M+H]^+$ = 223.08.

A.1.29. 6-Chloro-N-(2-(4-methoxy-2,7-dimethyl-1H-indol-1-yl)ethyl)pyrimidin-4-amine

[0203] The title compound is prepared according to the synthesis of A.1.1. described above using 2-(4-methoxy-2,7-dimethyl-1H-indol-1-yl)ethan-1-amine; LC-MS A: t_R = 0.88 min; $[M+H]^+$ = 331.1.

A.1.29.1. 2-(4-Methoxy-2,7-dimethyl-1H-indol-1-yl)ethan-1-amine

[0204] The title compound is prepared according to the synthesis of A.1.1.1. described above 4-methoxy-2,7-dimethyl-1H-indole; LC-MS A: t_R = 0.57 min; $[M+H]^+$ = 219.17.

A.1.30. 6-Chloro-N-(2-(7-chloro-2-methyl-1H-indol-1-yl)ethyl)pyrimidin-4-amine

[0205] The title compound is prepared according to the synthesis of A.1.1. described above using 2-(7-chloro-2-methyl-1H-indol-1-yl)ethan-1-amine; LC-MS A: t_R = 0.93 min; $[M+H]^+$ = 321.17

A.1.30.1. 2-(7-Chloro-2-methyl-1H-indol-1-yl)ethan-1-amine

[0206] The title compound is prepared according to the synthesis of A.1.1.1. described above 7-chloro-2-methyl-1H-indole; LC-MS A: t_R = 0.58 min; $[M+H]^+$ = 209.24.

A.1.31. 6-Chloro-N-(2-(7-fluoro-2-methyl-1H-indol-1-yl)ethyl)pyrimidin-4-amine

[0207] The title compound is prepared according to the synthesis of A.1.1. described above using 2-(7-fluoro-2-methyl-1H-indol-1-yl)ethan-1-amine; LC-MS A: t_R = 0.88 min; $[M+H]^+$ = 305.11

A.1.31.1. 2-(7-Fluoro-2-methyl-1H-indol-1-yl)ethan-1-amine

[0208] The title compound is prepared according to the synthesis of A. 1.1.1. described above 7-fluoro-2-methyl-1H-indole; LC-MS A: t_R = 0.58 min; $[M+H]^+$ = 193.27.

A.1.32. 6-Chloro-N-(2-(2,5-dimethyl-1H-indol-1-yl)ethyl)pyrimidin-4-amine

[0209] The title compound is prepared according to the synthesis of A.1.1. described above using 2-(2,5-dimethyl-1H-

indol-1-yl)ethan-1-amine; LC-MS A: $t_R = 0.91$ min; $[M+H]^+ = 301.18$.

A.1.32.1. 2-(2,5-Dimethyl-1H-indol-1-yl)ethan-1-amine

- 5 **[0210]** The title compound is prepared according to the synthesis of A. 1.1.1. described above 2,5-dimethyl-1H-indole; LC-MS A: $t_R = 0.59$ min; $[M+H]^+ = 189.32$.

A.1.33. 1-(2-((6-Chloropyrimidin-4-yl)amino)ethyl)-2-methyl-1H-indole-7-carbonitrile

- 10 **[0211]** The title compound is prepared according to the synthesis of A.1.1. described above using 1-(2-aminoethyl)-2-methyl-1H-indole-7-carbonitrile; LC-MS A: $t_R = 0.86$ min; $[M+H]^+ = 312.10$.

A.1.33.1. 1-(2-Aminoethyl)-2-methyl-1H-indole-7-carbonitrile

- 15 **[0212]** The title compound is prepared according to the synthesis of A. 1.1.1. described above using 2-methyl-1H-indole-7-carbonitrile; LC-MS A: $t_R = 0.55$ min; $[M+H]^+ = 200.19$.

A.1.34. 6-Chloro-N-(2-(4-ethyl-2-methyl-1H-indol-1-yl)ethyl)pyrimidin-4-amine

- 20 **[0213]** The title compound is prepared according to the synthesis of A.1.1. described above using 2-(4-ethyl-2-methyl-1H-indol-1-yl)ethan-1-amine; LC-MS A: $t_R = 0.94$ min; $[M+H]^+ = 315.11$.

A.1.34.1. 2-(4-Ethyl-2-methyl-1H-indol-1-yl)ethan-1-amine

- 25 **[0214]** The title compound is prepared according to the synthesis of A.1.1.1. described above using 4-ethyl-2-methyl-1H-indole; LC-MS A: $t_R = 0.63$ min; $[M+H]^+ = 203.24$.

A.1.35. 6-Chloro-N-(2-(2,4,7-trimethyl-1H-indol-1-yl)ethyl)pyrimidin-4-amine

- 30 **[0215]** The title compound is prepared according to the synthesis of A.1.1. described above using 2-(2,4,7-trimethyl-1H-indol-1-yl)ethan-1-amine; LC-MS A: $t_R = 0.94$ min; $[M+H]^+ = 315.00$.

A.1.35.1. 2-(2,4,7-Trimethyl-1H-indol-1-yl)ethan-1-amine

- 35 **[0216]** The title compound is prepared according to the synthesis of A.1.1.1. described above using 2,4,7-trimethyl-1H-indole; LC-MS A: $t_R = 0.62$ min; $[M+H]^+ = 203.21$.

A.1.36. 6-Chloro-N-(2-(7-chloro-4-fluoro-2-methyl-1H-indol-1-yl)ethyl)pyrimidin-4-amine

- 40 **[0217]** The title compound is prepared according to the synthesis of A.1.1. described above using 2-(7-chloro-4-fluoro-2-methyl-1H-indol-1-yl)ethan-1-amine; LC-MS A: $t_R = 0.94$ min; $[M+H]^+ = 338.84$.

A.1.36.1. 2-(7-Chloro-4-fluoro-2-methyl-1H-indol-1-yl)ethan-1-amine

- 45 **[0218]** The title compound is prepared according to the synthesis of A. 1.1.1. described above using 7-chloro-4-fluoro-2-methyl-1H-indole; LC-MS A: $t_R = 0.61$ min; $[M+H]^+ = 227.06$.

A.1.37. 6-Chloro-N-(2-(5,7-dichloro-2-methyl-1H-indol-1-yl)ethyl)pyrimidin-4-amine

- 50 **[0219]** The title compound is prepared according to the synthesis of A.1.1. described above using 2-(5,7-dichloro-2-methyl-1H-indol-1-yl)ethan-1-amine; LC-MS A: $t_R = 0.98$ min; $[M+H]^+ = 356.89$.

A.1.37.1. 2-(5,7-Dichloro-2-methyl-1H-indol-1-yl)ethan-1-amine

- 55 **[0220]** The title compound is prepared according to the synthesis of A. 1.1.1. described above using 5,7-dichloro-2-methyl-1H-indole; LC-MS A: $t_R = 0.65$ min; $[M+H]^+ = 243.01$.

A.1.38. 6-Chloro-N-(2-(7-chloro-5-fluoro-2-methyl-1H-indol-1-yl)ethyl)pyrimidin-4-amine

[0221] The title compound is prepared according to the synthesis of A.1.1. described above using 2-(7-chloro-5-fluoro-2-methyl-1H-indol-1-yl)ethan-1-amine; LC-MS A: t_R = 0.94 min; $[M+H]^+$ = 338.87.

A.1.38.1. 2-(7-Chloro-5-fluoro-2-methyl-1H-indol-1-yl)ethan-1-amine

[0222] The title compound is prepared according to the synthesis of A.1.1.1. described above using 7-chloro-5-fluoro-2-methyl-1H-indole; LC-MS A: t_R = 0.61 min; $[M+H]^+$ = 227.04.

A.1.39. 6-Chloro-N-(2-(7-methoxy-2-methyl-1H-indol-1-yl)ethyl)pyrimidin-4-amine

[0223] The title compound is prepared according to the synthesis of A.1.1. described above using 2-(7-methoxy-2-methyl-1H-indol-1-yl)ethan-1-amine; LC-MS A: t_R = 0.89 min; $[M+H]^+$ = 317.28.

A.1.39.1. 2-(7-Methoxy-2-methyl-1H-indol-1-yl)ethan-1-amine

[0224] The title compound is prepared according to the synthesis of A.1.1.1. described above using 7-methoxy-2-methyl-1H-indole; LC-MS A: t_R = 0.81 min; $[M+H]^+$ = 205.18.

A.1.40. 6-Chloro-N-(2-(7-methoxy-2-methyl-1H-indol-1-yl)ethyl)pyrimidin-4-amine

[0225] The title compound is prepared according to the synthesis of A.1.1. described above using 2-(7-methoxy-2-methyl-1H-indol-1-yl)ethan-1-amine; LC-MS A: t_R = 0.89 min; $[M+H]^+$ = 317.28.

A.1.40.1. 2-(7-Methoxy-2-methyl-1H-indol-1-yl)ethan-1-amine

[0226] The title compound is prepared according to the synthesis of A.1.1.1. described above using 7-methoxy-2-methyl-1H-indole; LC-MS A: t_R = 0.81 min; $[M+H]^+$ = 205.18.

A.1.41. 1-(2-((6-Chloropyrimidin-4-yl)amino)ethyl)-1H-indole-2-carbonitrile

[0227] The title compound is prepared according to the synthesis of A.1.1. described above using 2-(2-cyano-1H-indol-1-yl)ethan-1-aminium 2,2,2-trifluoroacetate; LC-MS A: t_R = 0.85 min; $[M+H]^+$ = 298.05.

A.1.41.1. 2-(2-Cyano-1H-indol-1-yl)ethan-1-aminium 2,2,2-trifluoroacetate

[0228] A solution of tert-butyl (2-(2-cyano-1H-indol-1-yl)ethyl)carbamate (2.08 g, 6.56 mmol) in DCM (20 mL) is treated with TFA (20 mL) and the RM is stirred for 1h at RT. The solvents are removed under vacuum. The residue is triturated three times in Et₂O, affording the title compound as a beige powder (1.56 g, 81%). LC-MS A: t_R = 0.82 min; $[M+H]^+$ = 186.25.

A.1.41.2. Tert-butyl (2-(2-cyano-1H-indol-1-yl)ethyl)carbamate

[0229] NaH (0.27 g, 6.75 mmol) is added portionwise to a solution of 1H-indole-2-carbonitrile (0.80 g, 5.63 mmol) in DMF (25 mL) and the RM is stirred at RT for 15 min. A solution of N-Boc-2-bromoethyl-amine (1.30 g, 5.63 mmol) in DMF (10 mL) is added dropwise, and the RM is heated up to 85°C and stirred at this temperature for 17 h, then cooled at RT and partitioned between Et₂O and H₂O. The aqueous layer is re-extracted with Et₂O (x3). The combined organic layers are dried over MgSO₄, filtered and concentrated under reduced pressure, affording the title compound as a brown oil. LC-MS A: t_R = 0.90 min; $[M+H-Boc]^+$ = 186.27.

A.1.42. 6-Chloro-N-(2-(5,6,7-trifluoro-2-methyl-1H-indol-1-yl)ethyl)pyrimidin-4-amine

[0230] The title compound is prepared according to the synthesis of A.1.1. described above using 2-(5,6,7-trifluoro-2-methyl-1H-indol-1-yl)ethan-1-amine; LC-MS A: t_R = 0.93 min; $[M+H]^+$ = 341.00.

A.1.42.1. 2-(5,6,7-Trifluoro-2-methyl-1H-indol-1-yl)ethan-1-amine

[0231] The title compound is prepared according to the synthesis of A. 1.1.1. described above using 5,6,7-trifluoro-2-

methyl-1H-indole; LC-MS A: t_R = 0.60 min; $[M+H]^+$ = 229.14.

A.1.42.2. 5,6,7-Trifluoro-2-methyl-1H-indole (Bartoli reaction)

5 [0232] A solution of isopropenylmagnesium bromide (0.5M in THF, 225 mL, 112 mmol) is cooled at -50°C. A solution of 2,3,4-trifluoronitrobenzene (6.28 g, 35.5 mmol) in THF (50 mL) is added dropwise over 30 min. After the addition, the reaction is stirred at -50°C for 1h. 100 mL of a saturated ammonium chloride solution is added dropwise to the RM at -40°C before allowing the mixture to warm to RT. The mixture is diluted with 100 mL of water and extracted with Et₂O, then dried over MgSO₄ and concentrated. The crude material is purified by FC, eluting with heptane / EtOAc 1:0 to 95:5, 10 affording the title compound as a yellow liquid (2.26 g, 34%). LC-MS A: t_R = 0.87 min; no ionization.

A.1.43. 6-Chloro-N-(2-(7-chloro-4,5-difluoro-2-methyl-1H-indol-1-yl)ethyl)pyrimidin-4-amine

15 [0233] The title compound is prepared according to the synthesis of A.1.1. described above using 2-(7-chloro-4,5-difluoro-2-methyl-1H-indol-1-yl)ethan-1-amine; LC-MS A: t_R = 0.97 min; $[M+H]^+$ = 357.03.

A.1.43.1. 2-(7-Chloro-4,5-difluoro-2-methyl-1H-indol-1-yl)ethan-1-amine

20 [0234] The title compound is prepared according to the synthesis of A.1.1.1. described above using 7-chloro-4,5-difluoro-2-methyl-1H-indole; LC-MS A: t_R = 0.63 min; $[M+H]^+$ = 245.10.

A.1.43.2. 7-Chloro-4,5-Difluoro-2-methyl-1H-indole

25 [0235] The title compound is prepared according to the Bartoli reaction described above for the preparation of A.1.42.2., using 2-Chloro-4,5-difluoronitrobenzene; LC-MS A: t_R = 0.90 min; no ionization.

A.1.44. 6-Chloro-N-(2-(4,7-dichloro-5-fluoro-2-methyl-1H-indol-1-yl)ethyl)pyrimidin-4-amine

30 [0236] The title compound is prepared according to the synthesis of A.1.1. described above using 2-(4,7-dichloro-5-fluoro-2-methyl-1H-indol-1-yl)ethan-1-amine; LC-MS A: t_R = 0.99 min; $[M+H]^+$ = 372.97.

A.1.44.1. 2-(4,7-Dichloro-5-fluoro-2-methyl-1H-indol-1-yl)ethan-1-amine

35 [0237] The title compound is prepared according to the synthesis of A.1.1.1. described above using 4,7-dichloro-5-fluoro-2-methyl-1H-indole; LC-MS A: t_R = 0.64 min; $[M+H]^+$ = 261.07.

A.1.44.2. 4,7-Dichloro-5-fluoro-2-methyl-1H-indole

40 [0238] The title compound is prepared according to the Bartoli reaction described above for the preparation of A.1.42.2., using 1,4-dichloro-2-fluoro-5-nitrobenzene; LC-MS A: t_R = 0.93 min; no ionization.

A.1.45. 6-Chloro-N-(2-(6,7-difluoro-2,4-dimethyl-1H-indol-1-yl)ethyl)pyrimidin-4-amine

45 [0239] The title compound is prepared according to the synthesis of A.1.1. described above using 2-(6,7-difluoro-2,4-dimethyl-1H-indol-1-yl)ethan-1-amine; LC-MS A: t_R = 0.94 min; $[M+H]^+$ = 337.12.

A.1.45.1. 2-(6,7-Difluoro-2,4-dimethyl-1H-indol-1-yl)ethan-1-amine

50 [0240] The title compound is prepared according to the synthesis of A.1.1.1. described above using 6,7-difluoro-2,4-dimethyl-1H-indole; LC-MS A: t_R = 0.62 min; $[M+H]^+$ = 225.23.

A.1.45.2. 6,7-Difluoro-2,4-dimethyl-1H-indole

55 [0241] To a solution of 4-bromo-6,7-difluoro-2-methyl-1H-indole (1.36 g, 5.53 mmol) and bis(tri-tert-butylphosphine)palladium(0) (169 mg, 0.332 mmol) in THF (12 mL) is added dropwise methylzinc chloride (2.0M solution in THF, 5.3 mL, 16.6 mmol). The mixture is heated at 80°C in the microwave for 30 min. It is then partitioned between HCl 2N (25 mL) and DCM. The aqueous layer is re-extracted with DCM. The organic layer is dried over MgSO₄, concentrated and purified by FC, eluting with heptane/EtOAc 100:0 to 97:3. This afforded the title compound as a yellow oil (0.573 g, 57%); LC-

MS A: $t_R = 0.88$ min; $[M+H]^+ = 182.32$.

A.1.45.3. 4-Bromo-6,7-difluoro-2-methyl-1H-indole

- 5 [0242] The title compound is prepared according to the Bartoli reaction described above for the preparation of A. 1.42.2., using 5-Bromo-1,2-difluoro-3-nitrobenzene; LC-MS A: $t_R = 0.91$ min; no ionization.

A.1.46. 6-Chloro-N-(2-(6,7-difluoro-4-methoxy-2-methyl-1H-indol-1-yl)ethyl)pyrimidin-4-amine

- 10 [0243] The title compound is prepared according to the synthesis of A.1.1. described above using 2-(6,7-difluoro-4-methoxy-2-methyl-1H-indol-1-yl)ethan-1-amine; LC-MS A: $t_R = 0.91$ min; $[M+H]^+ = 353.08$.

A.1.46.1. 2-(6,7-Difluoro-4-methoxy-2-methyl-1H-indol-1-yl)ethan-1-amine

- 15 [0244] The title compound is prepared according to the synthesis of A. 1.1.1. described above using 6,7-difluoro-4-methoxy-2-methyl-1H-indole; LC-MS A: $t_R = 0.59$ min; $[M+H]^+ = 241.19$.

A.1.46.2. 6,7-Difluoro-4-methoxy-2-methyl-1H-indole

- 20 [0245] To a solution of 4-bromo-6,7-difluoro-2-methyl-1H-indole (1.69 g, 5.09 mmol) in DMF (10 mL) are added sodium methoxide (5.4M in MeOH, 9.45 mL, 50.9 mmol) and copper(I) iodide (1.938 g, 10.2 mmol). The RM is heated at 120°C for 30 min in the microwave. It is then filtered over celite and rinsed with DCM. The filtrate is washed with water, the aqueous phase is extracted twice with DCM and the combined organic layers are dried over $MgSO_4$ and concentrated under reduced pressure. The residue is purified by FC, eluting with using Heptane/EtOAc 100:0 to 93:7. This afforded
25 the title compound as a orange oil (0.52 g, 48%); LC-MS A: $t_R = 0.59$ min; $[M+H]^+ = 241.19$.

A.1.46.3. 4-Bromo-6,7-difluoro-2-methyl-1H-indole

- 30 [0246] The title compound is prepared according to the Bartoli reaction described above for the preparation of A. 1.42.2., using 5-Bromo-1,2-difluoro-3-nitrobenzene; LC-MS A: $t_R = 0.91$ min; no ionization.

A.1.47. 6-Chloro-N-(2-(5-chloro-7-fluoro-4-methoxy-2-methyl-1H-indol-1-yl)ethyl)pyrimidin-4-amine

- 35 [0247] The title compound is prepared according to the synthesis of A.1.1. described above using 2-(5-chloro-7-fluoro-4-methoxy-2-methyl-1H-indol-1-yl)ethan-1-amine; LC-MS A: $t_R = 0.92$ min; $[M+H]^+ = 368.91$.

A.1.47.1. 2-(5-Chloro-7-fluoro-4-methoxy-2-methyl-1H-indol-1-yl)ethan-1-amine

- 40 [0248] The title compound is prepared according to the synthesis of A. 1.1.1. described above using 5-chloro-7-fluoro-4-methoxy-2-methyl-1H-indole; LC-MS A: $t_R = 0.61$ min; $[M+H]^+ = 257.06$.

A.1.47.2. 5-Chloro-7-fluoro-4-methoxy-2-methyl-1H-indole

- 45 [0249] The title compound is prepared according to the Bartoli reaction described above for the preparation of A.1.42.2., using 1-chloro-5-fluoro-2-methoxy-4-nitrobenzene; LC-MS A: $t_R = 0.86$ min; $[M+H]^+ = 214.08$.

A.1.48. 6-Chloro-N-(2-(5,7-difluoro-4-methoxy-2-methyl-1H-indol-1-yl)ethyl)pyrimidin-4-amine

- 50 [0250] The title compound is prepared according to the synthesis of A.1.1. described above using 2-(5,7-difluoro-4-methoxy-2-methyl-1H-indol-1-yl)ethan-1-amine; LC-MS A: $t_R = 0.90$ min; $[M+H]^+ = 352.95$.

A.1.48.1. 2-(5,7-Difluoro-4-methoxy-2-methyl-1H-indol-1-yl)ethan-1-amine

- 55 [0251] The title compound is prepared according to the synthesis of A. 1.1.1. described above using 5,7-difluoro-4-methoxy-2-methyl-1H-indole; LC-MS A: $t_R = 0.59$ min; $[M+H]^+ = 241.11$.

A.1.48.2. 5,7-Difluoro-4-methoxy-2-methyl-1H-indole

[0252] The title compound is prepared according to the Bartoli reaction described above for the preparation of A.1.42.2., using 1,5-difluoro-2-methoxy-4-nitrobenzene; LC-MS A: t_R = 0.83 min; $[M+H]^+$ = 198.44.

A.1.49. 6-Chloro-N-(2-(5-chloro-7-methyl-6H-[1,3]dioxolo[4,5-e]indol-6-yl)ethyl)pyrimidin-4-amine

[0253] The title compound is prepared according to the synthesis of A.1.1. described above using 2-(5-chloro-7-methyl-6H-[1,3]dioxolo[4,5-e]indol-6-yl)ethan-1-amine; LC-MS A: t_R = 0.92 min; $[M+H]^+$ = 366.87.

A.1.49.1. 2-(5-Chloro-7-methyl-6H-[1,3]dioxolo[4,5-e]indol-6-yl)ethan-1-amine

[0254] The title compound is prepared according to the synthesis of A.1.1.1. described above using 5-chloro-7-methyl-6H-[1,3]dioxolo[4,5-e]indole; LC-MS A: t_R = 0.59 min; $[M+H]^+$ = 253.09.

A.1.49.2. 5-Chloro-7-methyl-6H-[1,3]dioxolo[4,5-e]indole

[0255] The title compound is prepared according to the Bartoli reaction described above for the preparation of A.1.42.2., using 5-chloro-6-nitrobenzo[d][1,3]dioxole; LC-MS A: t_R = 0.85 min; $[M+H]^+$ = 210.26.

A.1.50. 6-Chloro-N-(2-(7-chloro-5-fluoro-4-methoxy-2-methyl-1H-indol-1-yl)ethyl)pyrimidin-4-amine

[0256] The title compound is prepared according to the synthesis of A.1.1. described above using 2-(7-chloro-5-fluoro-4-methoxy-2-methyl-1H-indol-1-yl)ethan-1-amine; LC-MS A: t_R = 0.94 min; $[M+H]^+$ = 369.08.

A.1.50.1. 2-(7-Chloro-5-fluoro-4-methoxy-2-methyl-1H-indol-1-yl)ethan-1-amine

[0257] The title compound is prepared according to the synthesis of A.1.1.1. described above using 7-chloro-5-fluoro-4-methoxy-2-methyl-1H-indole; LC-MS A: t_R = 0.61 min; $[M+H]^+$ = 257.15.

A.1.50.2. 7-Chloro-5-fluoro-4-methoxy-2-methyl-1H-indole

[0258] The title compound is prepared according to the Bartoli reaction described above for the preparation of A.1.42.2., using 1-chloro-5-fluoro-4-methoxy-2-nitrobenzene; LC-MS A: t_R = 0.87 min; $[M+H]^+$ = 214.22.

A.1.51. 6-Chloro-N-(2-(7-fluoro-2-methyl-4-(trifluoromethyl)-1H-indol-1-yl)ethyl)pyrimidin-4-amine

[0259] The title compound is prepared according to the synthesis of A.1.1. described above using 2-(7-fluoro-2-methyl-4-(trifluoromethyl)-1H-indol-1-yl)ethan-1-amine; LC-MS A: t_R = 0.96 min; $[M+H]^+$ = 373.02.

A.1.51.1. 2-(7-Fluoro-2-methyl-4-(trifluoromethyl)-1H-indol-1-yl)ethan-1-amine

[0260] The title compound is prepared according to the synthesis of A.1.1.1. described above using 7-fluoro-2-methyl-4-(trifluoromethyl)-1H-indole; LC-MS A: t_R = 0.66 min; $[M+MeCN]^+$ = 302.24.

A.1.51.2. 7-Fluoro-2-methyl-4-(trifluoromethyl)-1H-indole

[0261] The title compound is prepared according to the Bartoli reaction described above for the preparation of A.1.42.2., using 1-fluoro-2-nitro-4-(trifluoromethyl)benzene; LC-MS A: t_R = 0.91 min; $[M+H]^+$ = 218.17.

A.1.52. 6-Chloro-N-(2-(7-fluoro-2-methyl-4-(trifluoromethoxy)-1H-indol-1-yl)ethyl)pyrimidin-4-amine

[0262] The title compound is prepared according to the synthesis of A.1.1. described above using 2-(7-fluoro-2-methyl-4-(trifluoromethoxy)-1H-indol-1-yl)ethan-1-amine; LC-MS A: t_R = 0.97 min; $[M+H]^+$ = 388.79.

A.1.52.1. 2-(7-Fluoro-2-methyl-4-(trifluoromethoxy)-1H-indol-1-yl)ethan-1-amine

[0263] The title compound is prepared according to the synthesis of A.1.1.1. described above using 7-fluoro-2-methyl-

4-(trifluoromethoxy)-1H-indole; LC-MS A: t_R = 0.68 min; $[M+MeCN]^+$ = 317.90.

A.1.52.2. 7-Fluoro-2-methyl-4-(trifluoromethoxy)-1H-indole

- 5 **[0264]** The title compound is prepared according to the Bartoli reaction described above for the preparation of A.1.42.2., using 1-fluoro-2-nitro-4-(trifluoromethoxy)benzene; LC-MS A: t_R = 0.92 min; $[M+MeCN]^+$ = 274.26.

A.1.53. 6-Chloro-N-(2-(6,7-dichloro-5-fluoro-2-methyl-1H-indol-1-yl)ethyl)pyrimidin-4-amine

- 10 **[0265]** The title compound is prepared according to the synthesis of A.1.1. described above using 2-(6,7-dichloro-5-fluoro-2-methyl-1H-indol-1-yl)ethan-1-amine; LC-MS A: t_R = 0.98 min; $[M+H]^+$ = 373.07.

A.1.53.1. 2-(6,7-Dichloro-5-fluoro-2-methyl-1H-indol-1-yl)ethan-1-amine

- 15 **[0266]** The title compound is prepared according to the synthesis of A. 1.1.1. described above using 6,7-dichloro-5-fluoro-2-methyl-1H-indole; LC-MS A: t_R = 0.65 min; $[M+MeCN]^+$ = 261.08.

A.1.53.2. 6,7-Dichloro-5-fluoro-2-methyl-1H-indole

- 20 **[0267]** Acetone (7.95 mL, 107 mmol) is added to a solution of 2,3-dichloro-4-fluoroaniline (1.93 g, 10.7 mmol) in DMSO (20 mL). Palladium(II)acetate (0.481 g, 2.14 mmol) and copper(II) acetate (5.84 g, 32.2 mmol) are added, and the mixture is heated at 85°C for 17h. The mixture is concentrated, filtered over a plug of silica and rinsed with DCM. The filtrate is washed with HCl 2N and brine, dried over $MgSO_4$ and concentrated. The residue is purified by FC, eluting with heptane / EtOAc from 100:0 to 95:5, affording the title compound as an orange solid (0.52 g, 23%). LC-MS A: t_R = 0.92 min; $[M+H]^+$ = 218.07.

A.1.54. 6-Chloro-N-(2-(6-chloro-4-methoxy-2-methyl-1H-indol-1-yl)ethyl)pyrimidin-4-amine

- 30 **[0268]** The title compound is prepared according to the synthesis of A.1.1. described above using 2-(6-chloro-4-methoxy-2-methyl-1H-indol-1-yl)ethan-1-amine; LC-MS A: t_R = 0.91 min; $[M+H]^+$ = 351.08.

A.1.54.1. 2-(6-Chloro-4-methoxy-2-methyl-1H-indol-1-yl)ethan-1-amine

- 35 **[0269]** The title compound is prepared according to the synthesis of A. 1.1.1. described above using 6-chloro-4-methoxy-2-methyl-1H-indole; LC-MS A: t_R = 0.62 min; $[M+H]^+$ = 239.16.

A.1.55. 6-Chloro-N-(2-(4-ethyl-7-fluoro-2-methyl-1H-indol-1-yl)ethyl)pyrimidin-4-amine

- 40 **[0270]** The title compound is prepared according to the synthesis of A.1.1. described above using 2-(4-ethyl-7-fluoro-2-methyl-1H-indol-1-yl)ethan-1-amine; LC-MS A: t_R = 0.96 min; $[M+H]^+$ = 332.93.

A.1.55.1. 2-(4-Ethyl-7-fluoro-2-methyl-1H-indol-1-yl)ethan-1-amine

- 45 **[0271]** The title compound is prepared according to the synthesis of A.1.1.1. described above using 4-ethyl-7-fluoro-2-methyl-1H-indole; LC-MS A: t_R = 0.65 min; $[M+H]^+$ = 221.06.

A.1.55.2. 4-Ethyl-7-fluoro-2-methyl-1H-indole

- 50 **[0272]** $Pd(dppf)Cl_2$.DCM (39 mg, 0.047 mmol) is added to a degassed solution of 4-bromo-7-fluoro-2-methyl-1H-indole (0.432 g, 1.89 mmol), triethylborane (1M in THF, 2.27 mL, 2.27 mmol) and Cs_2CO_3 (1.85 g, 5.68 mmol) in THF (15 mL). After stirring 24 h at reflux under an argon atmosphere. the RM is cooled to RT and filtered through a Whatmann GF/A filter. The filtrate is concentrated in vacuo, and the residue is purified by FC, eluting with heptane/EtOAc 100:0 to 95:5. This afforded the title compound as a yellow oil (0.21 g, 62%); LC-MS A: t_R = 0.90 min; $[M+H]^+$ = 178.24.

- 55 **A.1.56. 6-Chloro-N-(2-(6-fluoro-2,4-dimethyl-1H-indol-1-yl)ethyl)-2-methylpyrimidin-4-amine**

[0273] The title compound is prepared according to the synthesis of A.1.1. described above using 2-(6-fluoro-2,4-dimethyl-1H-indol-1-yl)ethan-1-amine (see A.1.4.) and 4,6-dichloro-2-methylpyrimidine; LC-MS A: t_R = 0.91 min; $[M+H]^+$

= 333.11.

A.1.57. 6-Chloro-N-(2-(6-fluoro-4-methoxy-2-methyl-1H-indol-1-yl)ethyl)-2-methylpyrimidin-4-amine

5 **[0274]** The title compound is prepared according to the synthesis of A.1.1. described above using 2-(6-fluoro-4-methoxy-2-methyl-1H-indol-1-yl)ethan-1-amine (see A.1.23.) and 4,6-dichloro-2-methylpyrimidine; LC-MS A: t_R = 0.88 min; $[M+H]^+$ = 349.12.

A.1.58. 6-Chloro-N-(2-(7-fluoro-4-methoxy-2-methyl-1H-indol-1-yl)ethyl)-2-methylpyrimidin-4-amine

10 **[0275]** The title compound is prepared according to the synthesis of A.1.1. described above using 2-(7-fluoro-4-methoxy-2-methyl-1H-indol-1-yl)ethan-1-amine (see A.1.25.) and 4,6-dichloro-2-methylpyrimidine; LC-MS A: t_R = 0.86 min; $[M+H]^+$ = 349.13.

A.1.59. 6-Chloro-N-(2-(6-chloro-2,4-dimethyl-1H-indol-1-yl)ethyl)pyrimidin-4-amine

[0276] The title compound is prepared according to the synthesis of A.1.1. described above using 2-(6-chloro-2,4-dimethyl-1H-indol-1-yl)ethan-1-amine; LC-MS A: t_R = 0.94 min; $[M+H]^+$ = 334.95.

A.1.59.1. 2-(6-Chloro-2,4-dimethyl-1H-indol-1-yl)ethan-1-amine

20 **[0277]** The title compound is prepared according to the synthesis of A.1.1.1. described above using 6-chloro-2,4-dimethyl-1H-indole; LC-MS A: t_R = 0.64 min; $[M+H]^+$ = 223.18.

A.1.59.2. 6-Chloro-2,4-dimethyl-1H-indole

25 **[0278]** To a solution of 5-chloro-2-iodo-3-methylaniline (325 mg, 1.21 mmol), PEPPSI-IPr (50.5 mg, 0.0729 mmol) and sodium tert-butoxide (193 mg, 1.94 mmol) in toluene (4 mL) is added 2-bromopropene (0.136 mL, 1.52 mmol). The mixture is heated at 175°C for 15 min in the microwave, then at 215°C for 20 min. The RM is concentrated under reduced pressure, and purified by FC, eluting with heptane/DCM 1:0 to 3:1. This afforded the title compound as a yellow solid
30 (71 mg, 33%). LC-MS A: t_R = 0.89 min; $[M+H]^+$ = 180.29.

A.1.60. 6-Chloro-N-(2-(5,7-difluoro-2,4-dimethyl-1H-indol-1-yl)ethyl)pyrimidin-4-amine

35 **[0279]** The title compound is prepared according to the synthesis of A.1.1. described above using 2-(5,7-difluoro-2,4-dimethyl-1H-indol-1-yl)ethan-1-amine; LC-MS A: t_R = 0.94 min; $[M+H]^+$ = 336.96.

A.1.60.1. 2-(5,7-Difluoro-2,4-dimethyl-1H-indol-1-yl)ethan-1-amine

40 **[0280]** The title compound is prepared according to the synthesis of A. 1.1.1. described above using 5,7-difluoro-2,4-dimethyl-1H-indole; LC-MS A: t_R = 0.62 min; $[M+H]^+$ = 226.20.

A.1.60.2. 5,7-Difluoro-2,4-dimethyl-1H-indole

45 **[0281]** The title compound is prepared according to the Bartoli reaction described above for the preparation of A. 1.42.2., using 2,4-difluoro-5-nitrotoluene; LC-MS A: t_R = 0.88 min; no ionization.

A.1.61. 6-Chloro-N-(2-(4,6,7-trifluoro-2-methyl-1H-indol-1-yl)ethyl)pyrimidin-4-amine

50 **[0282]** The title compound is prepared according to the synthesis of A.1.1. described above using 2-(4,6,7-trifluoro-2-methyl-1H-indol-1-yl)ethan-1-amine; LC-MS A: t_R = 0.92 min; $[M+H]^+$ = 341.10.

A.1.61.1. 2-(4,6,7-Trifluoro-2-methyl-1H-indol-1-yl)ethan-1-amine

55 **[0283]** The title compound is prepared according to the synthesis of A. 1.1.1. described above using 4,6,7-trifluoro-2-methyl-1H-indole; LC-MS A: t_R = 0.61 min; $[M+H]^+$ = 229.07.

A.1.61.2. 4,6,7-Trifluoro-2-methyl-1H-indole

[0284] The title compound is prepared according to the Bartoli reaction described above for the preparation of
 [0285] A. 1.42.2., using 1,2,5-Trifluoro-3-nitrobenzene; LC-MS A: t_R = 0.87 min; no ionization.

A.1.62. 6-Chloro-N-(2-(6-fluoro-4-methoxy-2-methyl-1H-indol-1-yl)ethyl)-2-(trifluoromethyl)pyrimidin-4-amine

[0286] The title compound is prepared according to the synthesis of A.1.1. described above using 2-(6-fluoro-4-methoxy-2-methyl-1H-indol-1-yl)ethan-1-amine (see A.1.23.) and 4,6-dichloro-2-trifluoromethylpyrimidine; LC-MS A: t_R = 1.00 min; $[M+H]^+$ = 403.07.

A.1.63. 6-Chloro-N-(2-(6-fluoro-2,4-dimethyl-1H-indol-1-yl)ethyl)-2-(trifluoromethyl)pyrimidin-4-amine

[0287] The title compound is prepared according to the synthesis of A.1.1. described above using 2-(6-fluoro-2,4-dimethyl-1H-indol-1-yl)ethan-1-amine (see A.1.4.) and 4,6-dichloro-2-trifluoromethylpyrimidine; LC-MS A: t_R = 1.01 min; $[M+H]^+$ = 386.87.

A.1.64. 1-(2-((6-Chloropyrimidin-4-yl)amino)ethyl)-6-fluoro-4-methoxy-1H-indole-2-carbonitrile

[0288] The title compound is prepared according to the synthesis of A.1.1. described above using 1-(2-aminoethyl)-6-fluoro-4-methoxy-1H-indole-2-carbonitrile; LC-MS A: t_R = 0.87 min; $[M+H]^+$ = 346.09.

A.1.64.1. 1-(2-Aminoethyl)-6-fluoro-4-methoxy-1H-indole-2-carbonitrile

[0289] A solution of tert-butyl (2-(2-cyano-6-fluoro-4-methoxy-1H-indol-1-yl)ethyl)carbamate (330 mg, 0.99 mmol) in DCM (5 mL) is treated with TFA (0.77 mL, 9.9 mmol), at RT. The RM is stirred at RT for 1h, then concentrated under vacuum, affording the title compound as the trifluoro acetate salt (0.235 g, 100%); LC-MS A: t_R = 0.57 min; $[M+H]^+$ = 234.19.

A.1.64.2. Tert-butyl (2-(2-cyano-6-fluoro-4-methoxy-1H-indol-1-yl)ethyl)carbamate

[0290] A solution of 6-fluoro-4-methoxy-1H-indole-2-carbonitrile (1.12 g, 5.59 mmol) in DMF (25 mL) is treated at 0°C with NaH (60% in oil, 269 mg, 6.72 mmol). The RM is stirred at RT for 15 min, then a solution of N-Boc-2-bromoethylamine (1.36 g, 5.87 mmol) in DMF (10 mL) is added dropwise, and the RM is heated at 85°C for 16h. The mixture is allowed to cool down to RT, quenched with water, and concentrated to dryness. The residue is purified by FC, eluting with heptane / EtOAc 100:0 to 70:30, affording the title compound as a white solid (330 mg, 18%); LC-MS A: t_R = 0.92 min; $[M+H]^+$ = 334.15.

A.1.64.3. 6-Fluoro-4-methoxy-1H-indole-2-carbonitrile

[0291] To a solution of 6-fluoro-4-methoxy-1H-indole-2-carboxamide (2.65 g, 12.7 mmol) in DMF (40 mL) at 0°C is added dropwise a solution of cyanuric chloride (3.59 g, 19.1 mmol) in DMF (10 mL). The RM is stirred for 1.5h while reaching RT, then it is treated with water (50 mL), and stirred for 30 min. It is diluted with water, and extracted with EtOAc (3x). The combined organic extracts are washed with sat. Na_2CO_3 , brine and dried over $MgSO_4$. The solvent is removed under reduced pressure to afford the title compound as a white solid (2.32 g, 96%). LC-MS A: t_R = 0.94 min; $[M+H]^+$ = 189.13.

A.1.64.4. 6-Fluoro-4-methoxy-1H-indole-2-carboxamide

[0292] 6-Fluoro-4-methoxy-1H-indole-2-carboxylic acid (2.79 g, 13.3 mmol) is dissolved in DCM (60 mL) under N_2 . DMF (1 drop) and thionyl chloride (3.5 mL, 48 mmol) are added at RT and the resulting RM is refluxed for 1h, then cooled at RT, then at 0°C. 25% Ammonia solution (20 mL) is added dropwise and the RM is stirred for 20 min. The solvents are evaporated under reduced pressure. The solid residue is washed with water, and dried under high vacuum, yielding the title compound as a white solid (2.65 g, 95%). LC-MS A: t_R = 0.72 min; $[M+H]^+$ = 207.11.

A.1.65. 1-(2-((6-Chloropyrimidin-4-yl)amino)ethyl)-6-fluoro-4-methyl-1H-indole-2-carbonitrile

[0293] The title compound is prepared according to the synthesis of A.1.1. described above using 1-(2-aminoethyl)-6-fluoro-4-methyl-1H-indole-2-carbonitrile; LC-MS A: t_R = 0.89 min; $[M+H]^+$ = 330.15.

A.1.65.1. 1-(2-Aminoethyl)-6-fluoro-4-methyl-1H-indole-2-carbonitrile

[0294] A solution of tert-butyl (2-(2-cyano-6-fluoro-4-methoxy-1H-indol-1-yl)ethyl)carbamate (1.75 g, 5.51 mmol) in DCM (20 mL) is treated with TFA (4.27 mL, 55.1 mmol), at RT. The RM is stirred at RT for 1h, then concentrated under vacuum, affording the title compound as the trifluoro acetate salt (1.2 g, 100%); LC-MS A: t_R = 0.58 min; $[M+H]^+$ = 218.24.

A.1.65.2. Tert-butyl (2-(2-cyano-6-fluoro-4-methyl-1H-indol-1-yl)ethyl)carbamate

[0295] The title compound is prepared according to the synthesis of tert-butyl (2-(2-cyano-6-fluoro-4-methoxy-1H-indol-1-yl)ethyl)carbamate (see A.1.64.2.) using 6-fluoro-4-methyl-1H-indole-2-carbonitrile; LC-MS A: t_R = 0.97 min; $[M+H]^+$ = 318.15.

A.1.65.3. 6-Fluoro-4-methyl-1H-indole-2-carbonitrile

[0296] The title compound is prepared according to the synthesis of 6-fluoro-4-methoxy-1H-indole-2-carbonitrile (see A. 1.64.3.) using 6-fluoro-4-methyl-1H-indole-2-carboxamide; LC-MS D: t_R = 1.00 min; $[M-H]^+$ = 172.96.

A.1.65.4. 6-Fluoro-4-methyl-1H-indole-2-carboxamide

[0297] The title compound is prepared according to the synthesis of 6-fluoro-4-methoxy-1H-indole-2-carboxamide (see A.1.64.4.) using 6-fluoro-4-methyl-1H-indole-2-carboxylic acid; LC-MS D: t_R = 0.77 min; $[M-H]^+$ = 191.14.

A.1.66. 6-Chloro-N-(2-(4,6-difluoro-2,5-dimethyl-1H-indol-1-yl)ethyl)pyrimidin-4-amine

[0298] The title compound is prepared according to the synthesis of A.1.1. described above using 2-(4,6-difluoro-2,5-dimethyl-1H-indol-1-yl)ethan-1-amine; LC-MS A: t_R = 0.95 min; $[M+H]^+$ = 336.99.

A.1.66.1. 2-(4,6-Difluoro-2,5-dimethyl-1H-indol-1-yl)ethan-1-amine

[0299] The title compound is prepared according to the synthesis of A. 1.1.1. described above using 4,6-difluoro-2,5-dimethyl-1H-indole; LC-MS A: t_R = 0.65 min; $[M+H]^+$ = 225.32.

A.1.66.2. 4,6-Difluoro-2,5-dimethyl-1H-indole

[0300] A solution of 4,6-difluoro-2,5-dimethyl-1-(phenylsulfonyl)-1H-indole (9.50 g, 23.7 mmol) in MeOH (80 mL) is treated with NaOH 32% (7mL, 237 mmol). The RM is refluxed o/n, cooled down to RT, and concentrated under reduced pressure. The crude residue is partitioned between water and EtOAc, the aqueous layer is re-extracted with EtOAc. The combined organic extracts are dried ($MgSO_4$), and concentrated under reduced pressure. The crude product is purified by FC, eluting with heptane/toluene 1:0 to 3:2, affording the title compound as a light brown solid (4.29 g, 99%); LC-MS A: t_R = 0.89 min; $[M+H]^+$ = 182.23.

A.1.66.3. 4,6-Difluoro-2,5-dimethyl-1-(phenylsulfonyl)-1H-indole

[0301] Diisopropylamine (5.82 mL, 41.2 mmol) is dissolved in dry THF (125 mL) at RT under Argon. The solution is cooled to 0°C and n-butyllithium (2.5M solution in hexanes, 17.2 ml, 42.9 mmol) is added dropwise. The solution is stirred at RT for 30min, then cooled to -78°C. 4,6-Difluoro-1-(phenylsulfonyl)-1H-indole (10.6 g, 34.3 mmol) is dissolved in dry THF (80 mL) and this solution is added dropwise at -78°C in the freshly prepared solution of LDA over a 30 min period of time. It is then allowed to warm up to 0°C over 30min. The solution is cooled again to -78°C and iodomethane (4.32 mL, 68.7 mmol) is added dropwise and it is slowly allowed to reach RT, overnight. The mixture is poured over ice and treated with saturated NH_4Cl solution. The THF is removed under reduced pressure, the residue is extracted with EtOAc (2X). The combined organic layers are washed with brine, dried over $MgSO_4$, filtered and concentrated under vacuum. The residue is purified by FC, eluting with heptane/DCM 1:0 to 17:3, affording the title compound as a white solid (9.50 g, 80%); LC-MS A: t_R = 0.91 min; $[M+H]^+$ = 322.65.

A.1.66.4. 4,6-Difluoro-1-(phenylsulfonyl)-1H-indole

[0302] NaH (1.55 g, 38.8 mmol) is added portionwise to a solution of 4,6-difluoroindole (5.00 g, 31 mmol) in THF dry (120 mL) at 0°C, and the mixture is stirred for 15 min at this temperature. Then benzenesulfonyl chloride (4.81 mL, 37.2

mmol) is added dropwise and the mixture is stirred overnight at RT. A few mL of ice-cold water are added to neutralize residual NaH and PhSO₂Cl, then it is concentrated in vacuo. The residue is diluted in EtOAc and washed with 1N NaHCO₃ and brine, dried over MgSO₄, filtered and concentrated under vacuum. Finally the crude product is filtered through a pad of silica gel using DCM as solvent, affording the title compound as a white solid (9.08g, 100%). LC-MS A: t_R = 0.96 min; no ionization

A.1.67. 6-Chloro-N-(2-(7-chloro-6-fluoro-2,4-dimethyl-1H-indol-1-yl)ethyl)pyrimidin-4-amine

[0303] The title compound is prepared according to the synthesis of A.1.1. described above using 2-(7-chloro-6-fluoro-2,4-dimethyl-1H-indol-1-yl)ethan-1-amine; LC-MS A: t_R = 0.98 min; [M+H]⁺ = 353.05.

A.1.67.1. 2-(7-Chloro-6-fluoro-2,4-dimethyl-1H-indol-1-yl)ethan-1-amine

[0304] The title compound is prepared according to the synthesis of A. 1.1.1. described above using 7-chloro-6-fluoro-2,4-dimethyl-1H-indole; LC-MS A: t_R = 0.64 min; [M+H]⁺ = 241.13.

A.1.67.2. 7-Chloro-6-fluoro-2,4-dimethyl-1H-indole

[0305] The title compound is prepared according to the synthesis of A. 1.42.2. described above using 2-chloro-1-fluoro-5-methyl-3-nitrobenzene; LC-MS A: t_R = 0.91 min; [M+H]⁺ = 198.24.

A.1.67.3. 2-Chloro-1-fluoro-5-methyl-3-nitrobenzene

[0306] Cs₂CO₃ (487 mg, 1.48 mmol) and K₂CO₃ (409 mg, 2.96 mmol) are added to a degassed solution of 5-bromo-2-chloro-1-fluoro-3-nitrobenzene (380 mg, 1.48 mmol) in 1,4-dioxane (50 mL) at RT under a N₂ atmosphere. Then Pd(PPh₃)₄ (171 mg, 0.15 mmol) and trimethylboroxine (0.21 mL, 1.48 mmol) are added. The resulting orange heterogeneous mixture is stirred at reflux for 7h. The RM is cooled to RT and concentrated. The residue is diluted with water (30 mL) and extracted with DCM (2 x 30 mL). The combined extracts are washed with brine (50 mL), dried over MgSO₄, filtered and concentrated under reduced pressure. The crude material is purified by FC, eluting with heptane/DCM from 90/10 to 0/100. This afforded the title compound as an orange solid (187 mg, 63%). LC-MS A: t_R = 0.88 min; no ionization.

A.1.67.4. 5-Bromo-2-chloro-1-fluoro-3-nitrobenzene

[0307] To a solution of 4-Bromo-2-fluoro-6-nitrophenol (500 mg, 2.06 mmol) in anhydrous DMF (5 mL) at -30/40°C is added oxalyl chloride (0.35 mL, 4.11 mmol, 2 eq), dropwise. The resulting white heterogeneous mixture is then stirred for 15 min at -40°C and heated up to 80°C for 4h30. The RM is cooled to RT. Ice and water (20 mL) are successively added and the mixture is stirred further for 20 min. The yellow precipitate is collected by filtration and dried under HV to afford the title compound as a yellow solid (418 mg, 79%). LC-MS A: t_R = 0.89 min; no ionization.

A.1.68. 1-(2-((6-Chloropyrimidin-4-yl)amino)ethyl)-7-fluoro-4-methoxy-1H-indole-2-carbonitrile

[0308] A solution of tert-butyl (6-chloropyrimidin-4-yl)(2-(2-cyano-7-fluoro-4-methoxy-1H-indol-1-yl)ethyl)carbamate (7.98 g, 17.9 mmol) in HCl (4N in dioxane, 75 mL) is stirred at RT for 17 h. The RM is concentrated under reduced pressure and the residue is partitioned between DCM and aqueous sat. Na₂CO₃ solution. The organic layer is separated and the aqueous layer is extracted with EtOAc. The combined organic layers are dried over MgSO₄ and concentrated, affording the title compound as a light yellow solid (6.3 g, quantitative); LC-MS A: t_R = 0.87 min; [M+H]⁺ = 346.08.

A.1.68.1. Tert-butyl (6-chloropyrimidin-4-yl)(2-(2-cyano-7-fluoro-4-methoxy-1H-indol-1-yl)ethyl)carbamate

[0309] To a solution of tert-butyl (2-(2-cyano-7-fluoro-4-methoxy-1H-indol-1-yl)ethyl)carbamate (9.00 g, 27 mmol) in dioxane (220 mL) at RT is added portionwise NaH (60% in oil, 4.86 g, 121 mmol). The RM is stirred at RT for 10 min, then 4,6-dichloropyrimidine (9.25 g, 62.1 mmol) is added portionwise and the mixture is heated and stirred at 95°C overnight. Under ice bath cooling, the mixture is carefully quenched by dropwise addition of water (50 mL). The organic solvent is removed under vacuum, then the aqueous residue is extracted once with DCM then twice with EtOAc. The organic layer is washed with brine, dried over MgSO₄, filtered and concentrated. The crude product is purified by FC, eluting with Hept/EtOAc 19:1 to 9:1, to afford the title compound as a white solid (7.98 g, 66%); LC-MS A: t_R = 1.05 min; [M+H]⁺ = 446.05.

A.1.68.2. Tert-butyl (2-(2-cyano-7-fluoro-4-methoxy-1H-indol-1-yl)ethyl)carbamate

[0310] The title compound is prepared according to the synthesis of tert-butyl (2-(2-cyano-6-fluoro-4-methoxy-1H-indol-1-yl)ethyl)carbamate (see A.1.64.2.) using 7-fluoro-4-methoxy-1H-indole-2-carbonitrile; LC-MS A: t_R = 0.91 min; $[M+H]^+$ = 334.14.

A.1.68.3. 7-Fluoro-4-methoxy-1H-indole-2-carbonitrile

[0311] The title compound is prepared according to the synthesis of 6-fluoro-4-methoxy-1H-indole-2-carbonitrile (see A.1.64.3.) using 7-fluoro-4-methoxy-1H-indole-2-carboxamide; LC-MS DA: t_R = 0.81 min; no ionization.

A.1.68.4. 7-Fluoro-4-methoxy-1H-indole-2-carboxamide

[0312] The title compound is prepared according to the synthesis of 6-fluoro-4-methoxy-1H-indole-2-carboxamide (see A. 1.64.4.) using 7-fluoro-4-methoxy-1H-indole-2-carboxylic acid; LC-MS D: t_R = 0.63 min; $[M+MeCN]^+$ = 250.21.

A.1.69. 1-(2-((6-Chloropyrimidin-4-yl)amino)ethyl)-4-methoxy-1H-indole-2-carbonitrile

[0313] The title compound is prepared according to the synthesis of A.1.68. using tert-butyl (6-chloropyrimidin-4-yl)(2-(2-cyano-4-methoxy-1H-indol-1-yl)ethyl)carbamate; LC-MS A: t_R = 0.85 min; $[M+H]^+$ = 328.08.

A.1.69.1. Tert-butyl (6-chloropyrimidin-4-yl)(2-(2-cyano-7-fluoro-4-methoxy-1H-indol-1-yl)ethyl)carbamate

[0314] The title compound is prepared according to the synthesis of tert-butyl (6-chloropyrimidin-4-yl)(2-(2-cyano-7-fluoro-4-methoxy-1H-indol-1-yl)ethyl)carbamate (see A.1.68.1.) using tert-butyl (2-(2-cyano-4-methoxy-1H-indol-1-yl)ethyl)carbamate; LC-MS A: t_R = 1.03 min; $[M+H]^+$ = 428.08.

A.1.69.2. tert-butyl (2-(2-cyano-4-methoxy-1H-indol-1-yl)ethyl)carbamate

[0315] The title compound is prepared according to the synthesis of tert-butyl (2-(2-cyano-6-fluoro-4-methoxy-1H-indol-1-yl)ethyl)carbamate (see A.1.64.2.) using 4-methoxy-1H-indole-2-carbonitrile; LC-MS A: t_R = 0.90 min; $[M+H]^+$ = 316.08.

A.1.70. 6-chloro-N-(2-(6-chloro-7-fluoro-4-methoxy-2-methyl-1H-indol-1-yl)ethyl)pyrimidin-4-amine

[0316] The title compound is prepared according to the synthesis of A.1.1. described above using 2-(6-chloro-7-fluoro-4-methoxy-2-methyl-1H-indol-1-yl)ethan-1-amine; LC-MS A: t_R = 0.94 min; $[M+H]^+$ = 369.07.

A.1.70.1. 2-(6-chloro-7-fluoro-4-methoxy-2-methyl-1H-indol-1-yl)ethan-1-amine

[0317] The title compound is prepared according to the synthesis of A.1.1.1. described above using 6-chloro-7-fluoro-4-methoxy-2-methyl-1H-indole; LC-MS A: t_R = 0.63 min; $[M+H]^+$ = 257.19.

A.1.70.2. 6-chloro-7-fluoro-4-methoxy-2-methyl-1H-indole

[0318] 6-Chloro-7-fluoro-4-methoxy-1H-indole-2-carbaldehyde (355 mg, 1.56 mmol) is dissolved in DEG (16 mL). Then potassium hydroxide (438 mg, 7.8 mmol) and hydrazine monohydrate (0.247 mL, 7.8 mmol) are added and the RM is heated at 120°C for 1h. The mixture is cooled to RT, diluted with water, extracted with EtOAc (x3) and the organic layer is washed with brine and dried over $MgSO_4$. The solvents are removed under vacuum. The residue is purified by FC (Hept / EtOAc from 1:0 to 90:10), affording the title compound as a light yellow oil (233 mg, 70%). LC-MS E: t_R = 1.06 min; $[M-H]^+$ = 212.07.

A.1.70.3. 6-Chloro-7-fluoro-4-methoxy-1H-indole-2-carbaldehyde

[0319] (6-Chloro-7-fluoro-4-methoxy-1H-indol-2-yl)methanol (406 mg, 1.77 mmol) is dissolved in DCM (10 mL) and manganese(IV) oxide (1367 mg, 14.1 mmol) is added portionwise. The mixture is refluxed overnight. It is then filtered over a pad of celite and very well washed with hot AcOEt (60°C). The filtrate is evaporated, the residue is dried under vacuum, affording the title compound as a light brown solid (355 mg, 88%). LC-MS E: t_R = 0.97 min; $[M-H]^+$ = 226.02.

A.1.70.4. (6-Chloro-7-fluoro-4-methoxy-1H-indol-2-yl)methanol

[0320] Methyl 6-chloro-7-fluoro-4-methoxy-1H-indole-2-carboxylate (211 mg, 0.82 mmol) is dissolved in dry THF (4 mL) and cooled down to -20°C, then Lithium aluminum hydride (solution 2M in THF, 0.82 mL, 1.64 mmol) is added dropwise and the mixture is stirred overnight, letting the temperature rise slowly to RT. The mixture is cooled at 0°C and carefully quenched with 66.4 µL of water, 132.8 µL of 10% NaOH and then 199.2 µL of water. The mixture is filtered over a pad of celite, rinsed with DCM and concentrated, affording the title compound as a white solid. LC-MS E: t_R = 0.86 min; $[M-H]^+$ = 228.08.

A.1.70.5. Methyl 6-chloro-7-fluoro-4-methoxy-1H-indole-2-carboxylate

[0321] To a solution of dry methanol (10 mL) and sodium methoxide (30% solution in methanol, 5.4M, 4.48 mL, 20.1 mmol) at -20°C is added dropwise a solution of 4-chloro-5-fluoro-2-methoxybenzaldehyde (1013 mg, 5.03 mmol) and methyl 2-azidoacetate (2.02 mL, 20.1 mmol) in dry methanol (5 mL). The mixture is stirred at -20°C for 3h, then at 0°C for 2h, and at RT overnight. The reaction solvent is removed under reduced pressure. The residue is partitioned between xylenes (20 mL) and water. The aqueous phase is re-extracted once with xylenes. The combined organic layers are washed with brine, dried over $MgSO_4$ and filtered. The filtrate is refluxed overnight. (170°C), cooled down to room temperature and an ice bath is placed to help the product precipitating. The product is filtered, and dried under high vacuum (white solid, 636 mg, 49%). LC-MS E: t_R = 1.05 min; $[M-H]^+$ = 256.04.

A.1.71. 6-Chloro-N-(2-(4,6-dichloro-7-fluoro-2-methyl-1H-indol-1-yl)ethyl)pyrimidin-4-amine

[0322] The title compound is prepared according to the synthesis of A.1.1. described above using 2-(4,6-dichloro-7-fluoro-2-methyl-1H-indol-1-yl)ethan-1-amine; LC-MS A: t_R = 0.99 min; $[M+H]^+$ = 373.06.

A.1.71.1. 2-(4,6-Dichloro-7-fluoro-2-methyl-1H-indol-1-yl)ethan-1-amine

[0323] The title compound is prepared according to the synthesis of A. 1.1.1. described above using 4,6-dichloro-7-fluoro-2-methyl-1H-indole; LC-MS A: t_R = 0.67 min; $[M+MeCN]^+$ = 302.12.

A.1.71.2. 4,6-Dichloro-7-fluoro-2-methyl-1H-indole

[0324] The title compound is prepared according to the synthesis of A. 1.70.2. described above using 4,6-dichloro-7-fluoro-1H-indole-2-carbaldehyde; LC-MS E: t_R = 1.19 min; $[M-H]^+$ = 216.02.

A.1.71.3. 4,6-Dichloro-7-fluoro-1H-indole-2-carbaldehyde

[0325] The title compound is prepared according to the synthesis of A.1.70.3. described above using (4,6-dichloro-7-fluoro-1H-indol-2-yl)methanol; LC-MS E: t_R = 1.06 min; $[M-H]^+$ = 229.97.

A.1.71.4. (4,6-Dichloro-7-fluoro-1H-indol-2-yl)methanol

[0326] The title compound is prepared according to the synthesis of A. 1.70.4. described above using methyl 4,6-dichloro-7-fluoro-1H-indole-2-carboxylate; LC-MS E: t_R = 0.98 min; $[M-H]^+$ = 232.02.

A.1.71.5. Methyl 4,6-dichloro-7-fluoro-1H-indole-2-carboxylate

[0327] The title compound is prepared according to the synthesis of A.1.70.5. described above using 2,4-dichloro-5-fluorobenzaldehyde; LC-MS E: t_R = 1.18 min; $[M-H]^+$ = 260.01.

A.1.72. 1-(2-((6-Chloropyrimidin-4-yl)amino)ethyl)-7-fluoro-4-methyl-1H-indole-2-carbonitrile

[0328] The title compound is prepared according to the synthesis of A.1.68. using tert-butyl (6-chloropyrimidin-4-yl)(2-(2-cyano-7-fluoro-4-methyl-1H-indol-1-yl)ethyl)carbamate; LC-MS A: t_R = 0.89 min; $[M+H]^+$ = 330.10.

A.1.72.1. Tert-butyl (6-chloropyrimidin-4-yl)(2-(2-cyano-7-fluoro-4-methyl-1H-indol-1-yl)ethyl)carbamate

[0329] The title compound is prepared according to the synthesis of A.1.68.1. using tert-butyl (2-(2-cyano-7-fluoro-4-

methyl-1H-indol-1-yl)ethyl)carbamate; LC-MS A: $t_R = 1.06$ min; $[M+H]^+ = 430.07$.

A.1.72.2. Tert-butyl (2-(2-cyano-7-fluoro-4-methyl-1H-indol-1-yl)ethyl)carbamate

- 5 [0330] The title compound is prepared according to the synthesis of A. 1.68.2. using 7-fluoro-4-methyl-1H-indole-2-carbonitrile; LC-MS A: $t_R = 0.94$ min; $[M+H]^+ = 318.13$.

A.1.72.3. 7-Fluoro-4-methyl-1H-indole-2-carbonitrile

- 10 [0331] The title compound is prepared according to the synthesis of 6-fluoro-4-methoxy-1H-indole-2-carbonitrile (see A.1.64.3.) using 7-fluoro-4-methyl-1H-indole-2-carboxamide; LC-MS A: $t_R = 0.84$ min; no ionization.

A.1.72.4. 7-Fluoro-4-methyl-1H-indole-2-carboxamide

- 15 [0332] The title compound is prepared according to the synthesis of A.1.64.4. using 7-fluoro-4-methyl-1H-indole-2-carboxylic acid; LC-MS D: $t_R = 0.67$ min; $[M+MeCN]^+ = 234.19$.

A.1.73. 1-(2-((6-Chloropyrimidin-4-yl)amino)ethyl)-7-fluoro-1H-indole-2-carbonitrile

- 20 [0333] The title compound is prepared according to the synthesis of A.1.68. using tert-butyl (6-chloropyrimidin-4-yl)(2-(2-cyano-7-fluoro-1H-indol-1-yl)ethyl)carbamate; LC-MS A: $t_R = 0.85$ min; $[M+H]^+ = 316.07$.

A.1.73.1. Tert-butyl (6-chloropyrimidin-4-yl)(2-(2-cyano-7-fluoro-1H-indol-1-yl)ethyl)carbamate

- 25 [0334] The title compound is prepared according to the synthesis of A.1.68.1. using tert-butyl (2-(2-cyano-7-fluoro-1H-indol-1-yl)ethyl)carbamate; LC-MS A: $t_R = 1.04$ min; $[M+H]^+ = 416.05$.

A.1.73.2. Tert-butyl (2-(2-cyano-7-fluoro-1H-indol-1-yl)ethyl)carbamate

- 30 [0335] The title compound is prepared according to the synthesis of A.1.68.2. using 7-fluoro-1H-indole-2-carbonitrile; LC-MS A: $t_R = 0.91$ min; $[M+H]^+ = 304.12$.

A.1.73.3. 7-Fluoro-1H-indole-2-carbonitrile

- 35 [0336] The title compound is prepared according to the synthesis of A.1.64.3. using 7-fluoro-1H-indole-2-carboxamide; LC-MS E: $t_R = 0.91$ min; $[M+H]^+ = 159.05$.

A.1.73.4. 7-Fluoro-1H-indole-2-carboxamide

- 40 [0337] The title compound is prepared according to the synthesis of A.1.64.4. using 7-fluoro-1H-indole-2-carboxylic acid; LC-MS A: $t_R = 0.61$ min; $[M+MeCN]^+ = 220.19$.

A.1.74. 4,6-dichloro-1-(2-((6-chloropyrimidin-4-yl)amino)ethyl)-1H-indole-2-carbonitrile

- 45 [0338] The title compound is prepared according to the synthesis of A.1.68. using tert-butyl (6-chloropyrimidin-4-yl)(2-(4,6-dichloro-2-cyano-1H-indol-1-yl)ethyl)carbamate; LC-MS A: $t_R = 0.94$ min; $[M+H]^+ = 365.95$.

A.1.74.1. Tert-butyl (6-chloropyrimidin-4-yl)(2-(4,6-dichloro-2-cyano-1H-indol-1-yl)ethyl)carbamate

- 50 [0339] The title compound is prepared according to the synthesis of A.1.68.1. using tert-butyl (2-(4,6-dichloro-2-cyano-1H-indol-1-yl)ethyl)carbamate; LC-MS A: $t_R = 0.98$ min; $[M+H]^+ = 353.90$.

A.1.74.2. Tert-butyl (2-(4,6-dichloro-2-cyano-1H-indol-1-yl)ethyl)carbamate

- 55 [0340] The title compound is prepared according to the synthesis of A.1.68.2. using 4,6-dichloro-1H-indole-2-carbonitrile; LC-MS A: $t_R = 0.91$ min; $[M+H]^+ = 304.12$.

A.1.74.3. 4,6-Dichloro-1H-indole-2-carbonitrile

[0341] The title compound is prepared according to the synthesis of A.1.64.3. using 4,6-dichloro-1H-indole-2-carboxamide; LC-MS A: t_R = 0.90 min; no ionization.

A.1.74.4. 4,6-Dichloro-1H-indole-2-carboxamide

[0342] The title compound is prepared according to the synthesis of A.1.64.4. using 4,6-dichloro-1H-indole-2-carboxylic acid; LC-MS A: t_R = 0.76 min; $[M+MeCN]^+$ = 270.07.

A.1.75. 1-(2-((6-Chloropyrimidin-4-yl)amino)ethyl)-5,6-difluoro-4-methyl-1H-indole-2-carbonitrile

[0343] The title compound is prepared according to the synthesis of A.1.68. using tert-butyl (6-chloropyrimidin-4-yl)(2-(2-cyano-5,6-difluoro-4-methyl-1H-indol-1-yl)ethyl)carbamate; LC-MS A: t_R = 0.91 min; $[M+H]^+$ = 348.05.

A.1.75.1. Tert-butyl (6-chloropyrimidin-4-yl)(2-(2-cyano-5,6-difluoro-4-methyl-1H-indol-1-yl)ethyl)carbamate

[0344] The title compound is prepared according to the synthesis of A.1.68.1. using tert-butyl (2-(2-cyano-5,6-difluoro-4-methyl-1H-indol-1-yl)ethyl)carbamate; LC-MS A: t_R = 1.07 min; $[M+H]^+$ = 448.03.

A.1.75.2. Tert-butyl (2-(2-cyano-5,6-difluoro-4-methyl-1H-indol-1-yl)ethyl)carbamate

[0345] The title compound is prepared according to the synthesis of A.1.68.2. using 5,6-difluoro-4-methyl-1H-indole-2-carbonitrile; LC-MS A: t_R = 0.95 min; $[M+H]^+$ = 336.12.

A.1.75.3. 5,6-Difluoro-4-methyl-1H-indole-2-carbonitrile

[0346] The title compound is prepared according to the synthesis of A.1.64.3. using 5,6-difluoro-4-methyl-1H-indole-2-carboxamide; LC-MS A: t_R = 0.85 min; no ionization.

A.1.75.4. 5,6-Difluoro-4-methyl-1H-indole-2-carboxamide

[0347] The title compound is prepared according to the synthesis of A.1.64.4. using 5,6-difluoro-4-methyl-1H-indole-2-carboxylic acid; LC-MS A: t_R = 0.71 min; $[M+MeCN]^+$ = 252.16.

A.1.75.5. 5,6-Difluoro-4-methyl-1H-indole-2-carboxylic acid

[0348] A solution of methyl 5,6-difluoro-4-methyl-1H-indole-2-carboxylate (2200 mg, 9.77 mmol) in THF (25 mL) and MeOH (25 mL) is treated at RT with 1N NaOH (25 mL). The RM is stirred at RT for 2h30, then the organic solvents are removed under reduced pressure. The residue is extracted with EtOAc (3x). The aqueous phase is then acidified with 2N HCl, and it is extracted with EtOAc (3x). The combined organic extracts are washed with water, brine, dried ($MgSO_4$), and concentrated under reduced pressure, yielding the title compound as a pale ochre powder (1.50 g, 73%); LC-MS E: t_R = 0.48 min; $[M-H]^+$ = 210.06.

A.1.75.6. Methyl 5,6-difluoro-4-methyl-1H-indole-2-carboxylate

[0349] The title compound is prepared according to the synthesis of A.1.70.5. using 3,4-difluoro-2-methylbenzaldehyde; LC-MS A: t_R = 0.87 min; no ionization.

A.1.76. 6-Chloro-N-(2-(3-fluoro-2-methyl-1H-indol-1-yl)ethyl)pyrimidin-4-amine

[0350] The title compound is prepared according to the synthesis of A.1.1. described above using 2-(3-fluoro-2-methyl-1H-indol-1-yl)ethan-1-amine; LC-MS A: t_R = 0.89 min; $[M+H]^+$ = 305.05.

A.1.76.1. 2-(3-Fluoro-2-methyl-1H-indol-1-yl)ethan-1-amine

[0351] The title compound is prepared according to the synthesis of A. 1.1.1. described above using 3-fluoro-2-methyl-1H-indole; LC-MS A: t_R = 0.55 min; $[M+H]^+$ = 193.29.

A.1.77. 1-(2-((6-Chloropyrimidin-4-yl)amino)ethyl)-3-fluoro-1H-indole-2-carbonitrile

[0352] The title compound is prepared according to the synthesis of A.1.68. using tert-butyl (6-chloropyrimidin-4-yl)(2-(2-cyano-3-fluoro-1H-indol-1-yl)ethyl)carbamate; LC-MS A: t_R = 0.87 min; $[M+H]^+$ = 316.06.

A.1.77.1. Tert-butyl (6-chloropyrimidin-4-yl)(2-(2-cyano-3-fluoro-1H-indol-1-yl)ethyl)carbamate

[0353] The title compound is prepared according to the synthesis of A.1.68.1. using tert-butyl (2-(2-cyano-3-fluoro-1H-indol-1-yl)ethyl)carbamate; LC-MS A: t_R = 1.05 min; $[M+H]^+$ = 416.11.

A.1.77.2. Tert-butyl (2-(2-cyano-3-fluoro-1H-indol-1-yl)ethyl)carbamate

[0354] The title compound is prepared according to the synthesis of A.1.68.2. using 3-fluoro-1H-indole-2-carbonitrile; LC-MS A: t_R = 0.92 min; $[M+H]^+$ = 304.13.

A.1.77.3. 3-Fluoro-1H-indole-2-carbonitrile

[0355] To a solution of 3-fluoro-1-tosyl-1H-indole-2-carbonitrile (1782 mg, 5.67 mmol, 1 eq) in THF (57 mL) is added a solution of Tetrabutylammonium fluoride (1M in THF, 8.5 mL, 8.5 mmol). The resulting mixture is refluxed for 45 min, cooled to rt, diluted with ethyl acetate (50 mL), washed with saturated aqueous NaHCO_3 (50 mL) and brine, dried over MgSO_4 , filtered and concentrated to dryness. The residue is purified by FC (EA-Hept 0:1 to 1:4) to afford the title compound as an off-white solid (655 mg, 72%); LC-MS A: t_R = 0.81 min; no ionization.

A.1.77.4. 3-Fluoro-1-tosyl-1H-indole-2-carbonitrile

[0356] The title compound is prepared according to the synthesis of A. 1.64.3. using 3-fluoro-1-tosyl-1H-indole-2-carboxamide; LC-MS A: t_R = 0.97 min; no ionization.

A.1.77.5. 3-Fluoro-1-tosyl-1H-indole-2-carboxamide

[0357] The title compound is prepared according to the synthesis of A.1.64.4. using 3-Fluoro-1-tosyl-1H-indole-2-carboxylic acid; LC-MS A: t_R = 0.80 min; $[M-H]^+$ = 333.10.

A.1.77.6. 3-Fluoro-1-tosyl-1H-indole-2-carboxylic acid

[0358] n-Butyllithium (1.6 M in hexanes, 4.3 mL, 6.9 mmol) is added dropwise to a cold solution of 3-fluoroindole tosylate (2000 mg, 6.57 mmol) in THF (24 mL) at -75 °C. The resulting mixture is stirred at this temperature for 30 min. Then an excess of dry CO_2 gas (prepared by adding dry ice on toluene and the formed gas is added to the mixture via a needle) is bubbled through the RM for 15 min at -75 °C. Then the cooling bath is removed and the mixture is slowly warmed to rt. The mixture is concentrated to dryness. The white solid obtained is dissolved in water (25 mL) and the aqueous solution extracted with EtOAc (25 mL). The aqueous layer is acidified (to pH = 1) with 2N HCl and extracted twice with EtOAc (2 x 15 mL). The combined organic layers are dried over MgSO_4 , filtered and concentrated to dryness to give the title crude acid as an off-white solid (2.124 g, 97%); LC-MS A: t_R = 0.84 min; $[M-H]^+$ = 333.99.

A.1.78. 6-Chloro-N-(2-(7-fluoro-4-methoxy-2-methyl-1H-indol-1-yl)ethyl-1,1,2,2-d4)pyrimidin-4-amine

[0359] The title compound is prepared according to the synthesis of A.1.1. described above using 2-(7-fluoro-4-methoxy-2-methyl-1H-indol-1-yl)ethan-1,1,2,2-d4-1-amine; LC-MS A: t_R = 0.88 min; $[M+H]^+$ = 339.12.

A.1.78.1. 2-(7-Fluoro-4-methoxy-2-methyl-1H-indol-1-yl)ethan-1,1,2,2-d4-1-amine

[0360] 1-(2-Bromoethyl-1,1,2,2-d4)-7-fluoro-4-methoxy-2-methyl-1H-indole (373 mg, 1.18 mmol) is dissolved in ammoniac (7 N in MeOH, 4.5 mL, 29.6 mmol) and the RM is stirred at 100 °C for 2h in the microwave. NH_4OH (25%, 2 mL) and EtOH (3 mL) are added and the mixture is heated at 140 °C for 3h. After cooling the crude product is treated with brine (15mL) and extracted with EtOAc (3x20mL). The organic phase is dried with MgSO_4 and concentrated under vacuum. Purification by FC (DCM/MeOH (0.5% NH_3) 1:0 to 19:1) afforded the title compound as a beige solid (258 mg, 96%). LC-MS A: t_R = 0.56 min; $[M+H]^+$ = 227.25.

A.1.78.2. 1-(2-Bromoethyl-1,1,2,2-d4)-7-fluoro-4-methoxy-2-methyl-1H-indole

[0361] NaH (100 mg, 2.51 mmol) is added portionwise to a solution of 7-fluoro-4-methoxy-2-methyl-1H-indole (300 mg, 1.67 mmol) in 7 mL of DMF at 0°C. The mixture is stirred for 15 min then 1,2-dibromoethane-d4 (0.219 mL, 2.51 mmol) in DMF (3 mL) is added dropwise. The RM is stirred at RT overnight. NaH (100 mg, 2.51 mmol) is added and after 15 min at RT 1,2-dibromoethane-d4 (0.51 mL, 5.86 mmol) is added. and the mixture is stirred at RT for 3h. NaH (100 mg, 2.51 mmol) is added and after 15 min at RT 1,2-dibromoethane-d4 (0.51 mL, 5.86 mmol, 3.5 eq) is added and the mixture is stirred at RT for 3h. It is then quenched at 0°C with H2O (20 mL) and extracted twice with DCM, dried over MgSO₄ and concentrated. The crude is purified by FC (Hept/EtOAc 1:0 to 19:1), affording the title compound as a white solid (373 mg, 77%); LC-MS A: t_R = 0.94 min; [M+H]⁺ = 292.21.

A.1.79. 4-Chloro-1-(2-((6-chloropyrimidin-4-yl)amino)ethyl)-6,7-difluoro-1H-indole-2-carbonitrile

[0362] The title compound is prepared according to the synthesis of A.1.68. using tert-butyl (2-(4-chloro-2-cyano-6,7-difluoro-1H-indol-1-yl)ethyl)(6-chloropyrimidin-4-yl)carbamate; LC-MS A: t_R = 0.92 min; [M+H]⁺ = 368.02.

A.1.79.1. Tert-butyl (2-(4-chloro-2-cyano-6,7-difluoro-1H-indol-1-yl)ethyl)(6-chloropyrimidin-4-yl)carbamate

[0363] The title compound is prepared according to the synthesis of A. 1.68.1. using tert-butyl (2-(4-chloro-2-cyano-6,7-difluoro-1H-indol-1-yl)ethyl)carbamate; LC-MS A: t_R = 1.08 min; [M+H]⁺ = 467.99.

A.1.79.2. Tert-butyl (2-(4-chloro-2-cyano-6,7-difluoro-1H-indol-1-yl)ethyl)carbamate

[0364] The title compound is prepared according to the synthesis of A.1.68.2. using 4-chloro-6,7-difluoro-1H-indole-2-carbonitrile; LC-MS A: t_R = 0.96 min; [M+MeCN]⁺ = 381.97.

A.1.79.3. 4-Chloro-6,7-difluoro-1H-indole-2-carbonitrile

[0365] The title compound is prepared according to the synthesis of A.1.64.3. using 4-chloro-6,7-difluoro-1H-indole-2-carboxamide; LC-MS A: t_R = 0.87 min; no ionization.

A.1.79.4. 4-Chloro-6,7-difluoro-1H-indole-2-carboxamide

[0366] To a solution of methyl 4-chloro-6,7-difluoro-1H-indole-2-carboxylate (500 mg, 2.04 mmol) in THF (5 mL) is added ammonia (7 N solution in MeOH, 8.73 mL, 61.1 mmol) and NaCN (9.98 mg, 0.204 mmol) and this solution is heated in a sealed vial at 130°C for 10 hour in the microwave. The solvents are removed under reduced pressure. Affording the title compound as a light brown powder (0.510 g, quant.); LC-MS A: t_R = 0.73 min; [M+MeCN]⁺ = 271.93.

A.1.79.5. Methyl 4-chloro-6,7-difluoro-1H-indole-2-carboxylate

[0367] The title compound is prepared according to the synthesis of A.1.70.5. using 2-chloro-4,5-difluorobenzaldehyde; LC-MS A: t_R = 0.89 min; no ionization.

A.1.80. 4-Chloro-1-(2-((6-chloropyrimidin-4-yl)amino)ethyl)-1H-indole-2-carbonitrile

[0368] The title compound is prepared according to the synthesis of A. 1.68. using tert-butyl (2-(4-chloro-2-cyano-1H-indol-1-yl)ethyl)(6-chloropyrimidin-4-yl)carbamate; LC-MS A: t_R = 0.89 min; [M+H]⁺ = 332.03.

A.1.80.1. Tert-butyl (2-(4-chloro-2-cyano-1H-indol-1-yl)ethyl)(6-chloropyrimidin-4-yl)carbamate

[0369] The title compound is prepared according to the synthesis of A. 1.68.1. using tert-butyl (2-(4-chloro-2-cyano-1H-indol-1-yl)ethyl)carbamate; LC-MS A: t_R = 1.06 min; [M+H]⁺ = 432.02.

A.1.80.2. Tert-butyl (2-(4-chloro-2-cyano-1H-indol-1-yl)ethyl)carbamate

[0370] The title compound is prepared according to the synthesis of A.1.68.2. using 4-chloro-1H-indole-2-carbonitrile; LC-MS A: t_R = 0.94 min; [M+H]⁺ = 320.08.

A.1.80.3. 4-Chloro-1H-indole-2-carbonitrile

[0371] The title compound is prepared according to the synthesis of A.1.64.3. using 4-chloro-1H-indole-2-carboxamide; LC-MS A: t_R = 0.83 min; no ionization.

A.1.80.4. 4-Chloro-1H-indole-2-carboxamide

[0372] The title compound is prepared according to the synthesis of A.1.64.4. using 4-chloro-1H-indole-2-carboxylic acid; LC-MS A: t_R = 0.68 min; $[M+MeCN]^+$ = 236.14.

A.1.81. 1-(2-((6-Chloropyrimidin-4-yl)amino)ethyl)-6,7-difluoro-4-methyl-1H-indole-2-carbonitrile

[0373] The title compound is prepared according to the synthesis of A.1.68. using tert-butyl (6-chloropyrimidin-4-yl)(2-(2-cyano-6,7-difluoro-4-methyl-1H-indol-1-yl)ethyl)carbamate; LC-MS A: t_R = 0.91 min; $[M+H]^+$ = 348.11.

A.1.81.1. Tert-butyl (6-chloropyrimidin-4-yl)(2-(2-cyano-6,7-difluoro-4-methyl-1H-indol-1-yl)ethyl)carbamate

[0374] The title compound is prepared according to the synthesis of A.1.68.1. using tert-butyl (2-(2-cyano-6,7-difluoro-4-methyl-1H-indol-1-yl)ethyl)carbamate; LC-MS A: t_R = 1.07 min; $[M+H]^+$ = 448.11.

A.1.81.2. Tert-butyl (2-(2-cyano-6,7-difluoro-4-methyl-1H-indol-1-yl)ethyl)carbamate

[0375] The title compound is prepared according to the synthesis of A.1.68.2. using 6,7-difluoro-4-methyl-1H-indole-2-carbonitrile; LC-MS A: t_R = 0.95 min; $[M+H]^+$ = 336.12.

A.1.81.3. 6,7-Difluoro-4-methyl-1H-indole-2-carbonitrile

[0376] The title compound is prepared according to the synthesis of A.1.64.3. using 6,7-difluoro-4-methyl-1H-indole-2-carboxamide; LC-MS E: t_R = 1.01 min; $[M-H]^+$ = 191.15.

A.1.81.4. 6,7-Difluoro-4-methyl-1H-indole-2-carboxamide

[0377] The title compound is prepared according to the synthesis of A.1.64.4. using 6,7-difluoro-4-methyl-1H-indole-2-carboxylic acid; LC-MS A: t_R = 0.70 min; $[M+MeCN]^+$ = 252.23

A.1.81.5. 6,7-Difluoro-4-methyl-1H-indole-2-carboxylic acid

[0378] The title compound is prepared according to the synthesis of A.1.75.5. using methyl 6,7-difluoro-4-methyl-1H-indole-2-; LC-MS E: t_R = 0.47 min; $[M-H]^+$ = 210.08

A.1.81.6. Methyl 6,7-difluoro-4-methyl-1H-indole-2-carboxylate

[0379] The title compound is prepared according to the synthesis of A.1.70.5. using 4,5-difluoro-2-methylbenzaldehyde; LC-MS E: t_R = 1.04 min; $[M-H]^+$ = 224.10

A.1.82. 1-(2-((6-Chloropyrimidin-4-yl)amino)ethyl)-6,7-difluoro-4-methoxy-1H-indole-2-carbonitrile

[0380] The title compound is prepared according to the synthesis of A.1.68. using tert-butyl (6-chloropyrimidin-4-yl)(2-(2-cyano-6,7-difluoro-4-methoxy-1H-indol-1-yl)ethyl)carbamate; LC-MS A: t_R = 0.90 min; $[M+H]^+$ = 364.12.

A.1.82.1. Tert-butyl (6-chloropyrimidin-4-yl)(2-(2-cyano-6,7-difluoro-4-methoxy-1H-indol-1-yl)ethyl)carbamate

[0381] The title compound is prepared according to the synthesis of A.1.68.1. using tert-butyl (2-(2-cyano-6,7-difluoro-4-methoxy-1H-indol-1-yl)ethyl)carbamate; LC-MS A: t_R = 1.06 min; $[M+H]^+$ = 464.1.

A.1.82.2. Tert-butyl (2-(2-cyano-6,7-difluoro-4-methoxy-1H-indol-1-yl)ethyl)carbamate

[0382] The title compound is prepared according to the synthesis of A.1.68.2. using 6,7-difluoro-4-methoxy-1H-indole-

2-carbonitrile; LC-MS A: $t_R = 0.94$ min; $[M+H]^+ = 352.16$.

A.1.82.3. 6,7-Difluoro-4-methoxy-1H-indole-2-carbonitrile

[0383] The title compound is prepared according to the synthesis of A. 1.64.3. using 6,7-difluoro-4-methoxy-1H-indole-2-carboxamide; LC-MS A: $t_R = 0.84$ min; no ionization.

A.1.82.4. 6,7-Difluoro-4-methoxy-1H-indole-2-carboxamide

[0384] The title compound is prepared according to the synthesis of A.1.64.4. using 6,7-difluoro-4-methyl-1H-indole-2-carboxylic acid; LC-MS A: $t_R = 0.68$ min; $[M+MeCN]^+ = 268.23$

A.1.82.5. 6,7-Difluoro-4-methoxy-1H-indole-2-carboxylic acid

[0385] The title compound is prepared according to the synthesis of A.1.75.5. using methyl 6,7-difluoro-4-methyl-1H-indole-2-; LC-MS A: $t_R = 0.72$ min; no ionization

A.1.82.6. Methyl 6,7-difluoro-4-methoxy-1H-indole-2-carboxylate

[0386] The title compound is prepared according to the synthesis of A.1.70.5. using 4,5-difluoro-2-methoxybenzaldehyde; LC-MS A: $t_R = 0.84$ min; no ionization

A.2. Synthesis of boronic acid derivatives of formula (III)

A.2.1. (4-Fluoro-5-(methoxycarbonyl)thiophen-2-yl)boronic acid

[0387] To a solution of diisopropylamine (0.815 mL, 5.76 mmol) in THF (20 mL) at -78°C is added dropwise n-butyllithium (2.5M in hexanes, 2.3 mL, 5.76 mmol). The RM is stirred for 15 min at -78°C then warmed to 0°C for 30 min then cooled again to -78°C . A solution of methyl 3-fluoro-2-thiophenecarboxylate (615 mg, 3.84 mmol) in THF (10 mL) is added dropwise, and the resulting RM is stirred for 10 min at -78°C , then a solution of 2-isopropoxy-4,4,5,5-tetramethyl-1,3,2-dioxaborolane (1.2 mL, 5.76 mmol) in THF (10 mL) is added dropwise and the RM is kept stirring for 15 min at -78°C , then is allowed to warm to RT and stirred for 1h. HCl 1N (30 mL) is added and the mixture is extracted with EtOAc 3 times. The combined organic layers are washed with brine, dried over MgSO_4 and the solvent is removed in vacuo yielding a pale yellow solid (800 mg, 100%). LC-MS A: $t_R = 0.62$ min; no ionization.

A.2.2. (4-Ethyl-5-(methoxycarbonyl)thiophen-2-yl)boronic acid

[0388] The title compound is prepared according to the synthesis of (4-fluoro-5-(methoxycarbonyl)thiophen-2-yl)boronic acid (see A.2.1.) using methyl 3-ethylthiophene-2-carboxylate; LC-MS A: $t_R = 0.70$ min; no ionization.

A.2.3. 4-(4-(4,4,5,5-Tetramethyl-1,3,2-dioxaborolan-2-yl)phenyl)-1H-imidazole

[0389] A solution of 4-(4-bromophenyl)-1H-imidazole (1.72 g, 7.71 mmol), bis(pinacolato)diboron (2.94 g, 11.6 mmol), potassium acetate (2.27 g, 23.1 mmol) and dichloro(1,1'-bis(diphenylphosphino) ferrocene) palladium (II) dichloromethane adduct (378 mg, 0.463 mmol) in DMF (30 mL) is heated at 110°C for 17 h. The RM is filtered through a pad of celite, the filtrate is concentrated and purified via FC, eluting with DCM /MeOH (100:0 to 97:3), affording the title compound as a greenish powder (1.01 g, 48%). LC-MS A: $t_R = 0.63$ min; $[M+H]^+ = 271.14$.

[0390] Following the procedure described for the synthesis of A.2.3. described above, the following boronic acid derivatives are synthesized, starting from the corresponding commercially available halides (see table 3).

Table 3: Boronic acid derivatives A.2.4. - A.2.44.

No.	Compound	t_R [min] (LC-MS)	MS Data m/z $[M+H]^+$
A.2.4.	1-Methyl-4-(4,4,5,5-tetramethyl-1,3,2-dioxaborolan-2-yl)-1H-indole-7-carboxylic acid	0.97 (A)	316.27

(continued)

No.	Compound	t _R [min] (LC-MS)	MS Data m/z [M+H] ⁺
A.2.5.	2-Chloro-6-methoxy-4-(4,4,5,5-tetramethyl-1,3,2-dioxaborolan-2-yl) benzoic acid	0.83 (A)	312.97
A.2.6.	2-(Difluoromethoxy)-4-(4,4,5,5-tetramethyl-1,3,2-dioxaborolan-2-yl) benzoic acid	0.37 (E)	313.11
A.2.7.	2-Methyl-4-(4-(4,4,5,5-tetramethyl-1,3,2-dioxaborolan-2-yl)phenyl)-1H-imidazole	0.65 (A)	285.22
A.2.8.	3-(5-(4-(4,4,5,5-Tetramethyl-1,3,2-dioxaborolan-2-yl)phenyl)oxazol-2-yl) propanoic acid	0.83 (A)	344.05
A.2.9.	3-(4-Methyl-5-(4-(4,4,5,5-tetramethyl-1,3,2-dioxaborolan-2-yl)phenyl) oxazol-2-yl)propanoic acid	0.83 (A)	358.12
A.2.10.	1-Methyl-5-(4-(4,4,5,5-tetramethyl-1,3,2-dioxaborolan-2-yl)phenyl)-1H-imidazole	0.63 (A)	284.92
A.2.11.	5-(4-(4,4,5,5-T etramethyl-1,3,2-dioxaborolan-2-yl)phenyl)isothiazole	0.97 (A)	288.11
A.2.12.	2-Methyl-4-(4-(4,4,5,5-tetramethyl-1,3,2-dioxaborolan-2-yl)phenyl) oxazole	0.92 (A)	286.18
A.2.13.	5-Methyl-3-(4-(4,4,5,5-tetramethyl-1,3,2-dioxaborolan-2-yl)phenyl)-1H-pyrazole	0.84 (A)	285.21
A.2.14.	3-(4-(4,4,5,5-Tetramethyl-1,3,2-dioxaborolan-2-yl)phenyl)isoxazole	0.92 (A)	272.16
A.2.15.	1-Methyl-3-(4-(4,4,5,5-tetramethyl-1,3,2-dioxaborolan-2-yl)phenyl)-1H-pyrazole	0.89 (A)	285.26
A.2.16.	5-(4,4,5,5-Tetramethyl-1,3,2-dioxaborolan-2-yl)-2-(trifluoromethyl)-1H-benzo[d]imidazole	0.85 (A)	313.21
A.2.17.	2-(Ethylamino)-4-(4,4,5,5-tetramethyl-1,3,2-dioxaborolan-2-yl)benzoic acid	0.84 (A)	292.26
A.2.18.	2-(Pyrrolidin-1-yl)-4-(4,4,5,5-tetramethyl-1,3,2-dioxaborolan-2-yl)benzoic acid	0.72 (A)	318.14
A.2.19.	2-(4-Fluorophenoxy)-4-(4,4,5,5-tetramethyl-1,3,2-dioxaborolan-2-yl) benzoic acid	0.91 (A)	359.08
A.2.20.	2-Methyl-5-(4,4,5,5-tetramethyl-1,3,2-dioxaborolan-2-yl)isoindolin-1-one	0.84 (A)	274.11
A.2.21.	2-Ethyl-5-(4,4,5,5-tetramethyl-1,3,2-dioxaborolan-2-yl)isoindolin-1-one	0.87 (A)	288.16
A.2.22.	2-Propyl-5-(4,4,5,5-tetramethyl-1,3,2-dioxaborolan-2-yl)isoindolin-1-one	0.90 (A)	302.14
A.2.23.	2-Isobutyl-5-(4,4,5,5-tetramethyl-1,3,2-dioxaborolan-2-yl)isoindolin-1-one	0.93 (A)	316.14
A.2.24.	2,6-Difluoro-4-(4,4,5,5-tetramethyl-1,3,2-dioxaborolan-2-yl) benzenesulfonamide	0.47 (F)	No ionization
A.2.25.	2-Chloro-6-methyl-4-(4,4,5,5-tetramethyl-1,3,2-dioxaborolan-2-yl)benzoic acid	0.85 (A)	No ionization
A.2.26.	2-Chloro-6-ethyl-4-(4,4,5,5-tetramethyl-1,3,2-dioxaborolan-2-yl)benzoic acid	0.38 (E)	309.05
A.2.27.	2-(Tert-butyl)-4-(4,4,5,5-tetramethyl-1,3,2-dioxaborolan-2-yl)benzoic acid	0.61 (E)	303.21
A.2.28.	4-(4,4,5,5-Tetramethyl-1,3,2-dioxaborolan-2-yl)-2-((2,2,2-trifluoroethyl) amino)benzoic acid	0.90 (A)	346.18

(continued)

No.	Compound	t_R [min] (LC-MS)	MS Data m/z [M+H] ⁺
A.2.29.	3-(4-(4,4,5,5-Tetramethyl-1,3,2-dioxaborolan-2-yl)phenyl)-[1,2,4]oxadiazol-5(4H)-one	0.83 (A)	330.01
A.2.30.	2-ethyl-6-fluoro-4-(4,4,5,5-tetramethyl-1,3,2-dioxaborolan-2-yl)benzoic acid	0.87 (A)	No ionization
A.2.31.	2-Fluoro-6-methyl-4-(4,4,5,5-tetramethyl-1,3,2-dioxaborolan-2-yl)benzoic acid	0.84 (A)	No ionization
A.2.32.	2-Methoxy-6-methyl-4-(4,4,5,5-tetramethyl-1,3,2-dioxaborolan-2-yl)benzoic acid	0.80 (A)	293.16
A.2.33.	4-(4,4,5,5-Tetramethyl-1,3,2-dioxaborolan-2-yl)-2-(trifluoromethyl)benzenesulfonamide	0.86 (A)	No ionization
A.2.34.	N-Methyl-4-(4,4,5,5-tetramethyl-1,3,2-dioxaborolan-2-yl)-2-(trifluoromethyl)benzenesulfonamide	0.92 (A)	No ionization
A.2.35.	N,2-Dimethyl-4-(4,4,5,5-tetramethyl-1,3,2-dioxaborolan-2-yl)benzenesulfonamide	0.92 (A)	No ionization
A.2.36.	5-(4-(4,4,5,5-Tetramethyl-1,3,2-dioxaborolan-2-yl)phenyl)isoxazol-3-amine	0.84 (A)	287.11
A.2.37.	3-Methoxy-4-(4,4,5,5-tetramethyl-1,3,2-dioxaborolan-2-yl)thiophene-2-carboxylic acid	0.89 (A)	299.08
A.2.38.	2-Cyclopropyl-4-(4,4,5,5-tetramethyl-1,3,2-dioxaborolan-2-yl)benzoic acid	0.86 (A)	330.18
A.2.39.	5-(4-(4,4,5,5-Tetramethyl-1,3,2-dioxaborolan-2-yl)phenyl)oxazol-2-amine	0.68 (A)	287.20
A.2.40.	2-(Methylthio)-4-(4,4,5,5-tetramethyl-1,3,2-dioxaborolan-2-yl)benzoic acid	0.96 (A)	309.18
A.2.41.	2-Cyclobutoxy-5-(4,4,5,5-tetramethyl-1,3,2-dioxaborolan-2-yl)benzoic acid	0.91 (A)	319.11
A.2.42.	Ethyl 4-(4-(4,4,5,5-tetramethyl-1,3,2-dioxaborolan-2-yl)phenyl)thiazole-2-carboxylate	1.01 (A)	360.00
A.2.43.	Methyl 3-methyl-5-(4-(4,4,5,5-tetramethyl-1,3,2-dioxaborolan-2-yl)phenyl)isoxazole-4-carboxylate	1.00 (A)	344.17
A.2.44.	Methyl 4-(4,4,5,5-tetramethyl-1,3,2-dioxaborolan-2-yl)-1H-indole-7-carboxylate	0.95 (A)	302.23

A.2.45. Propyl 2-(propylthio)-4-(4,4,5,5-tetramethyl-1,3,2-dioxaborolan-2-yl)benzoate

[0391] The title compound is prepared according to the procedure described for A.2.3., starting with propyl 4-bromo-2-(propylthio)benzoate. LC-MS A: t_R = 1.06 min; [M+H]⁺ = 365.04.

A.2.45.1. Propyl 4-bromo-2-(propylthio)benzoate

[0392] Propyl iodide (1.51 mL, 15.3 mmol) is added dropwise to a 0°C solution of 4-bromo-2-sulfanylbobenzoic acid (1.50 g, 6.11 mmol) and Cs₂CO₃ (4.18 g, 12.8 mmol) in DMF (60 mL). The RM is stirred for 15 min at 0°C and then at RT for 16h. The RM is quenched with water, then EtOAc is added and layers are separated. The aqueous layer is extracted twice with EtOAc. The combined organic layers are washed with brine, dried (MgSO₄), and concentrated under reduced pressure. The residue is purified by FC, eluting with Heptane to give the title compound as a pale yellow solid (1.66 g, 86%). LC-MS A: t_R = 1.04 min; no ionization.

A.2.46. Isopropyl 2-(isopropylthio)-4-(4,4,5,5-tetramethyl-1,3,2-dioxaborolan-2-yl)benzoate

[0393] The title compound is prepared according to the procedure described for A.2.3., starting with isopropyl 4-bromo-2-(isopropylthio)benzoate. LC-MS A: t_R = 1.06 min; $[M+H]^+$ = 365.21.

A.2.46.1. Isopropyl 4-bromo-2-(isopropylthio)benzoate

[0394] The title compound is prepared according to the procedure described for A.2.45.1., using isopropyl iodide. LC-MS A: t_R = 1.04 min; no ionization.

A.2.47. Isobutyl 2-(isobutylthio)-4-(4,4,5,5-tetramethyl-1,3,2-dioxaborolan-2-yl)benzoate

[0395] The title compound is prepared according to the procedure described for A.2.3., starting with isobutyl 4-bromo-2-(isobutylthio)benzoate. LC-MS A: t_R = 1.12 min; $[M+H]^+$ = 393.26.

A.2.47.1. Isobutyl 4-bromo-2-(isobutylthio)benzoate

[0396] The title compound is prepared according to the procedure described for A.2.45.1., using 1-iodo-2-methylpropane. LC-MS A: t_R = 1.09 min; $[M+H]^+$ = 345.06.

A.2.48 Cyclobutyl 2-(cyclobutylthio)-4-(4,4,5,5-tetramethyl-1,3,2-dioxaborolan-2-yl)benzoate

[0397] The title compound is prepared according to the procedure described for A.2.3., starting with cyclobutyl 4-bromo-2-(cyclobutylthio)benzoate. LC-MS A: t_R = 1.10 min; $[M+H]^+$ = 389.26.

A.2.48.1. Cyclobutyl 4-bromo-2-(cyclobutylthio)benzoate

[0398] The title compound is prepared according to the procedure described for A.2.45.1., using bromocyclobutane. LC-MS A: t_R = 1.07 min; no ionization.

A.2.49. 2-Isobutyl-4-(4,4,5,5-tetramethyl-1,3,2-dioxaborolan-2-yl)benzoic acid

[0399] The title compound is prepared according to the procedure described for A.2.3., starting with 4-bromo-2-isobutylbenzoic acid. LC-MS F: t_R = 0.48 min; $[M-H]^+$ = 303.26.

A.2.49.1. 4-Bromo-2-isobutylbenzoic acid

[0400] 4-Bromo-2-fluorobenzoic acid (2.00 g, 9.13 mmol) is dissolved in dry THF (15 mL) in a 100 mL heat-gun-dried round-bottom flask under N_2 . The solution is cooled down to 0°C and isobutylmagnesium bromide (2M in Et_2O , 13.7 mL, 27.4 mmol) is added dropwise over 5 min. The RM is stirred at 0°C for 1 h and at RT for 4h. EtOH (10 mL) is added dropwise. After stirring for 5 min, the solvents are removed under reduced pressure. The residue is partitioned between EtOAc and 1N NaOH. The aqueous phase is re-extracted with EtOAc (2x). The aqueous phase is then acidified with 1N HCl and extracted 3x with EtOAc. these extracts are dried ($MgSO_4$) and concentrated under reduced pressure. The residue is triturated in EtOAc, the solid is filtered, washed with EtOAc and dried, affording the title compound as an off-white solid (0.756g, 32%). LC-MS F: t_R = 0.51 min; $[M-H]^+$ = 257.15.

A.2.50. 2-Isopentyl-4-(4,4,5,5-tetramethyl-1,3,2-dioxaborolan-2-yl)benzoic acid

[0401] The title compound is prepared according to the procedure described for A.2.3., starting with 4-bromo-2-isopentylbenzoic acid. LC-MS F: t_R = 0.52 min; $[M-H]^+$ = 317.25.

A.2.50.1. 4-Bromo-2-isopentylbenzoic acid

[0402] The title compound is prepared according to the procedure described for A.2.49.1., starting with isopentylmagnesium bromide. LC-MS A: t_R = 0.84 min; no ionization.

A.2.51. 2-Chloro-6-propyl-4-(4,4,5,5-tetramethyl-1,3,2-dioxaborolan-2-yl)benzoic acid

[0403] The title compound is prepared according to the procedure described for A.2.3., starting with 4-bromo-2-chloro-6-propylbenzoic acid. LC-MS A: t_R = 0.92 min; no ionization.

A.2.51.1. 4-Bromo-2-chloro-6-propylbenzoic acid

[0404] The title compound is prepared according to the procedure described for A.2.49.1., starting with 4-bromo-2-fluoro-6-chlorobenzoic acid and propylmagnesium chloride. LC-MS A: t_R = 0.85 min; no ionization.

A.2.52. 2-Fluoro-6-propyl-4-(4,4,5,5-tetramethyl-1,3,2-dioxaborolan-2-yl)benzoic acid

[0405] The title compound is prepared according to the procedure described for A.2.3., starting with 4-bromo-2-fluoro-6-propylbenzoic acid. LC-MS E: t_R = 0.48 min; $[M-H]^+$ = 307.11.

A.2.52.1. 4-Bromo-2-fluoro-6-propylbenzoic acid

[0406] The title compound is prepared according to the procedure described for A.2.49.1., starting with 4-bromo-2,6-difluorobenzoic acid and propylmagnesium chloride. LC-MS A: t_R = 0.84 min; no ionization.

A.2.53. 2-Chloro-6-ethoxy-4-(4,4,5,5-tetramethyl-1,3,2-dioxaborolan-2-yl)benzoic acid

[0407] The title compound is prepared according to the procedure described for A.2.3., starting with 4-bromo-2-chloro-6-ethoxybenzoic acid. LC-MS A: t_R = 0.87 min; $[M+H]^+$ = 327.03.

A.2.53.1. 4-Bromo-2-chloro-6-ethoxybenzoic acid

[0408] To a solution of 4-bromo-2-fluoro-6-chlorobenzoic acid (1.175 g, 4.64 mmol) in dry DMF (8 mL) is added NaH (60% suspension in oil, 408 mg, 10.2 mmol) portionwise. Once the gas evolution is finished, a solution of dry EtOH (0.297 mL, 5.1 mmol) in 3 mL of dry DMF is added dropwise. The RM is heated up to 100°C, stirred for 1h, then cooled to RT and poured into water. The pH is adjusted to 3 with HCl 1N and then extracted three times with EtOAc. The combined org. phases are washed with water, brine, dried over $MgSO_4$, filtered and concentrated in vacuo yielding quantitatively the desired product as a beige solid. LC-MS F: t_R = 0.43 min; $[M-H]^+$ = 278.97.

A.2.54. 2-Ethoxy-6-fluoro-4-(4,4,5,5-tetramethyl-1,3,2-dioxaborolan-2-yl)benzoic acid

[0409] The title compound is prepared according to the procedure described for A.2.3., starting with 4-bromo-2-ethoxy-6-fluorobenzoic acid. LC-MS A: t_R = 0.84 min; $[M+H]^+$ = 311.03.

A.2.54.1. 4-Bromo-2-ethoxy-6-fluorobenzoic acid

[0410] The title compound is prepared according to the procedure described for A.2.53.1., starting with 4-bromo-2,6-difluorobenzoic acid. LC-MS F: t_R = 0.49 min; $[M-H]^+$ = 261.07.

A.2.55. 2-Chloro-6-propoxy-4-(4,4,5,5-tetramethyl-1,3,2-dioxaborolan-2-yl)benzoic acid

[0411] The title compound is prepared according to the procedure described for A.2.3., starting with 4-bromo-2-chloro-6-propoxybenzoic acid. LC-MS A: t_R = 0.90 min; $[M+H]^+$ = 341.21.

A.2.55.1. 4-Bromo-2-chloro-6-propoxybenzoic acid

[0412] The title compound is prepared according to the procedure described for A.2.53.1., propanol instead of ethanol. LC-MS A: t_R = 0.83 min; no ionization.

A.2.56. 2-Fluoro-6-propoxy-4-(4,4,5,5-tetramethyl-1,3,2-dioxaborolan-2-yl)benzoic acid

[0413] The title compound is prepared according to the procedure described for A.2.3., starting with 4-bromo-2-fluoro-6-propoxybenzoic acid. LC-MS A: t_R = 0.87 min; $[M+H]^+$ = 325.14.

A.2.56.1. 4-Bromo-2-fluoro-6-propoxybenzoic acid

[0414] The title compound is prepared according to the procedure described for A.2.55.1., starting with 4-bromo-2,6-difluorobenzoic acid. LC-MS E: t_R = 0.45 min; $[M-H]^+$ = 274.93.

A.2.57. 2-Ethoxy-6-methyl-4-(4,4,5,5-tetramethyl-1,3,2-dioxaborolan-2-yl)benzoic acid

[0415] The title compound is prepared according to the procedure described for A.2.3., starting with 4-bromo-2-ethoxy-6-methylbenzoic acid. LC-MS A: t_R = 0.80 min; $[M+H]^+$ = 293.16.

A.2.57.1. 4-Bromo-2-ethoxy-6-methylbenzoic acid

[0416] The title compound is prepared according to the procedure described for A.2.53.1., starting with 4-bromo-2-fluoro-6-methylbenzoic acid. LC-MS A: t_R = 0.72 min; no ionization.

A.2.58. 2-Ethoxy-6-ethyl-4-(4,4,5,5-tetramethyl-1,3,2-dioxaborolan-2-yl)benzoic acid

[0417] The title compound is prepared according to the procedure described for A.2.3., starting with 4-bromo-2-ethoxy-6-ethylbenzoic acid. LC-MS A: t_R = 0.87 min; $[M+H]^+$ = 321.08.

A.2.58.1. 4-Bromo-2-ethoxy-6-ethylbenzoic acid

[0418] The title compound is prepared according to the procedure described for A.2.53.1., starting with 4-bromo-2-ethyl-6-fluorobenzoic acid. LC-MS A: t_R = 0.77 min; no ionization.

A.2.59. 2-Ethoxy-6-propyl-4-(4,4,5,5-tetramethyl-1,3,2-dioxaborolan-2-yl)benzoic acid

[0419] The title compound is prepared according to the procedure described for A.2.3., starting with 4-bromo-2-ethoxy-6-propylbenzoic acid. LC-MS A: t_R = 0.90 min; $[M+H]^+$ = 335.11.

A.2.59.1. 4-Bromo-2-ethoxy-6-propylbenzoic acid

[0420] The title compound is prepared according to the procedure described for A.2.53.1., starting with 4-bromo-2-fluoro-6-propylbenzoic acid. LC-MS A: t_R = 0.86 min; $[M+H]^+$ = 286.98.

A.2.60. 2-Methoxy-6-propyl-4-(4,4,5,5-tetramethyl-1,3,2-dioxaborolan-2-yl)benzoic acid

[0421] The title compound is prepared according to the procedure described for A.2.3., starting with 4-bromo-2-methoxy-6-propylbenzoic acid. LC-MS A: t_R = 0.87 min; $[M+H]^+$ = 321.12.

A.2.60.1. 4-Bromo-2-methoxy-6-propylbenzoic acid

[0422] The title compound is prepared according to the procedure described for A.2.53.1., starting with 4-bromo-2-fluoro-6-propylbenzoic acid and methanol. LC-MS A: t_R = 0.86 min; $[M+MeCN]^+$ = 315.99.

A.2.61. Methyl 2-(cyclopentyloxy)-5-(4,4,5,5-tetramethyl-1,3,2-dioxaborolan-2-yl)benzoate

[0423] The title compound is prepared according to the procedure described for A.2.3., starting with methyl 5-bromo-2-(cyclopentyloxy)benzoate. LC-MS A: t_R = 1.01 min; $[M+H]^+$ = 347.15.

A.2.61.1. Methyl 5-bromo-2-(cyclopentyloxy)benzoate

[0424] To a solution of methyl 4-bromo-2-hydroxybenzoate (2.00 g, 8.4 mmol) in DMF (20 mL), bromocyclobutane (1.01 mL, 9.24 mmol) and K_2CO_3 (1.74 g, 12.6 mmol) are added. The RM is stirred at 80°C for 19h, cooled to RT, and partitioned between water and Et_2O . Organic layers are combined and washed with additional water, dried over $MgSO_4$ and concentrated to dryness. The crude product is purified by FC, eluting with Heptane/DCM (100:0 to 40:60) to the product as a colourless oil (1.88 g, 75%). LC-MS A: t_R = 0.97 min; $[M+H]^+$ = 298.89.

A.2.62. 2-Chloro-6-(ethylamino)-4-(4,4,5,5-tetramethyl-1,3,2-dioxaborolan-2-yl)benzoic acid

[0425] The title compound is prepared according to the procedure described for A.2.3., starting with 4-bromo-2-chloro-6-(ethylamino)benzoic acid. LC-MS A: t_R = 0.87 min; $[M+H]^+$ = 326.07.

A.2.62.1. 4-Bromo-2-chloro-6-(ethylamino)benzoic acid

[0426] A MW vial is charged with 4-bromo-2-fluoro-6-chlorobenzoic acid (2.00 g, 7.89 mmol), ethylamine hydrochloride (3.25 g, 39.5 mmol), TEA (5.49 mL, 39.5 mmol) and pyridine (12 mL). It is purged with N_2 , capped and heated in the MW apparatus at 150°C for 2.5h. The RM is concentrated under reduced pressure. The residue is acidified with 1N HCl. The precipitate is collected by filtration as a beige solid. LC-MS A: t_R = 0.90 min; no ionization.

A.2.63. 2-(Ethylamino)-6-fluoro-4-(4,4,5,5-tetramethyl-1,3,2-dioxaborolan-2-yl)benzoic acid

[0427] The title compound is prepared according to the procedure described for A.2.3., starting with 4-bromo-2-(ethylamino)-6-fluorobenzoic acid. LC-MS F: t_R = 0.17 min; $[M-H]^+$ = 308.28.

A.2.63.1. 4-Bromo-2-(ethylamino)-6-fluorobenzoic acid

[0428] The title compound is prepared according to the procedure described for A.2.62.1., starting with 4-bromo-2,6-difluoro-benzoic acid. LC-MS A: t_R = 0.84 min; $[M+H]^+$ = 262.00.

A.2.64. 2-Ethoxy-4-(4,4,5,5-tetramethyl-1,3,2-dioxaborolan-2-yl)benzenesulfonamide

[0429] The title compound is prepared according to the procedure described for A.2.3., starting with 4-bromo-2-ethoxybenzenesulfonamide. LC-MS A: t_R = 0.81 min; $[M+H]^+$ = 328.03.

A.2.64.1. 4-Bromo-2-ethoxybenzenesulfonamide

[0430] To a suspension of NaH (60%, suspension in oil, 220 mg, 5.51 mmol) in DMF (7 mL) is added a solution of dry EtOH (0.505 mL, 8.66 mmol) in DMF (2 mL) for 30 minutes at RT. The suspension is stirred for 30 minutes at RT. A solution of 4-bromo-2-fluorobenzenesulfonamide (1.00 g, 3.94 mmol) in DMF (4 mL) is added dropwise over 30 minutes at RT. The suspension is stirred at RT for 1 hour and at 70°C for 4 hours. The suspension is poured into aq. HCl solution (1N, 20 mL) at 0°C, and the mixture is stirred at RT for 1 hour. The mixture is filtered to collect precipitate and the precipitate is washed with water and hexane, then dried and purified via FC, using heptane / EtOAc with a gradient from 100:0 to 70:30. This afforded the title compound as a white powder (305 mg, 28%). LC-MS F: t_R = 0.74 min; $[M-H]^+$ = 280.02.

A.2.65. 1-(2-Ethoxy-4-(4,4,5,5-tetramethyl-1,3,2-dioxaborolan-2-yl)phenyl)-2,2,2-trifluoroethan-1-ol

[0431] The title compound is prepared according to the procedure described for A.2.3., starting with 1-(4-bromo-2-ethoxyphenyl)-2,2,2-trifluoroethan-1-ol. LC-MS A: t_R = 0.94 min; no ionization.

A.2.65.1. 1-(4-Bromo-2-ethoxyphenyl)-2,2,2-trifluoroethan-1-ol

[0432] A solution of 4-bromo-2-ethoxybenzaldehyde (500 mg, 2.18 mmol) and (trifluoromethyl)trimethylsilane (0.395 mL, 2.62 mmol) in THF (5 mL) is cooled to 0°C and treated with tetrabutylammonium fluoride (1 M in THF, 0.327 mL, 0.327 mmol). The resulting solution is allowed to warm to RT and stirred at this temperature for 2h and quenched with 1N HCl (10 mL, 10 mmol, 1 eq. The mixture is extracted with Et₂O. The organic layer is dried over MgSO₄, filtered and concentrated under reduced pressure. The crude material is purified by flash chromatography using Hept/EtOAc 100:0 to 90:10. This afforded the title compound as a colourless oil (610 mg, 93%). LC-MS F: t_R = 0.93 min; $[M-H]^+$ = 342.95.

A.2.66. 3-Ethoxy-5-(4,4,5,5-tetramethyl-1,3,2-dioxaborolan-2-yl)thiophene-2-carboxylic acid

[0433] Lithium diisopropylamide (2.0 M in THF/hexanes, 25 mL, 49.6 mmol) is added dropwise to a solution of 3-ethoxythiophene-2-carboxylic acid (4.00 g, 22.5 mmol) in dry THF (130 mL) at -78°C. The resulting mixture is stirred for 30 min at -78°C then at 0°C for 10 min. Back at -78°C, a solution of 2-isopropoxy-4,4,5,5-tetramethyl-1,3,2-dioxaborolane (9.38 mL, 45.1 mmol) in dry THF (30 mL) is added dropwise and the mixture is slowly allowed to warm to RT overnight.

HCl 2N (50 mL) is added dropwise at 0°C, then the THF is removed in vacuo and the mixture is extracted twice with EtOAc. The combined organic layers are washed with brine, dried over MgSO₄ and the solvent is removed. The crude product is purified by FC using Hept/DCM/EtOAc 1:0:0 to 0:9:1 as the eluent. This afforded the title compound as a white solid (5.26 g, 78%). LC-MS A: t_R = 0.48 min; [M+H]⁺ = 217.07 (boronic acid, from hydrolysis of the pinacol ester on the LCMS-column).

A.2.67. 5-(4-(4,4,5,5-Tetramethyl-1,3,2-dioxaborolan-2-yl)phenyl)-[1,2,4]oxadiazole

[0434] The title compound is prepared according to the procedure described for A.2.3., starting with 5-(4-bromophenyl)-[1,2,4]oxadiazole. LC-MS A: t_R = 0.81 min; no ionization.

A.2.68. 5-(4-(4,4,5,5-Tetramethyl-1,3,2-dioxaborolan-2-yl)-3-(trifluoromethyl)thiophene-2-carboxylic acid

[0435] The title compound is prepared according to the procedure described for A.2.66., starting with 3-(trifluoromethyl)thiophene-2-carboxylic acid. LC-MS A: t_R = 0.59 min; no ionization.

A.2.68.1. 3-(Trifluoromethyl)thiophene-2-carboxylic acid

[0436] To a -78°C solution of 3-(trifluoromethyl)thiophene (0.4 mL, 3.68 mmol) in dry THF (10 mL) is added dropwise a solution of butyllithium (1.38M in hexane, 2.93 mL, 4.05 mmol) and the RM is stirred for 30 min. The RM is then poured over an excess of freshly crushed dry ice carbon dioxide. Once the RM is back at RT, HCl 1N is added until pH<3 and the mixture is extracted with DCM (3x). The organic layer is dried over MgSO₄ and concentrated under vacuum, affording the title compound as a pale yellow solid (0.72 g, quantitative). LC-MS A: t_R = 0.69 min; no ionization.

A.2.69. rac-Tert-butyl (R)-3-methyl-1-oxo-5-(4,4,5,5-tetramethyl-1,3,2-dioxaborolan-2-yl)isoindoline-2-carboxylate

[0437] To a solution of tert-butyl 1-oxo-5-(4,4,5,5-tetramethyl-1,3,2-dioxaborolan-2-yl)isoindoline-2-carboxylate (500 mg, 1.39 mmol) in THF (8 mL) at -78°C is added dropwise sodium bis(trimethylsilyl)amide (0.6M in toluene, 2.8 mL, 1.67 mmol) and the RM is stirred for 15 min. Iodomethane (0.13 mL, 2.09 mmol) is added and the mixture is slowly allowed to reach RT overnight. The mixture is treated with water and extracted with DCM. The organic extracts are dried (MgSO₄), and concentrated under reduced pressure. The residue is purified by FC, eluting with a slow gradient of Hept/EtOAc 0 to 15%. This afforded the title compound as a yellow solid (175 mg, 34%). LC-MS A: t_R = 0.99 min; no ionization.

A.2.69.1. Tert-butyl 1-oxo-5-(4,4,5,5-tetramethyl-1,3,2-dioxaborolan-2-yl)isoindoline-2-carboxylate

[0438] The title compound is prepared according to the procedure described for A.2.3., starting with tert-butyl 5-bromo-1-oxoisoindoline-2-carboxylate. LC-MS A: t_R = 0.96 min; [M+H]⁺ = 360.06.

A.2.70. rac-Tert-butyl (R)-3-ethyl-1-oxo-5-(4,4,5,5-tetramethyl-1,3,2-dioxaborolan-2-yl)isoindoline-2-carboxylate

[0439] The title compound is prepared according to the procedure described for A.2.69., using ethyl iodide. LC-MS A: t_R = 1.01 min; [M+H]⁺ = 388.13.

A.2.71. rac-Tert-butyl (R)-1-oxo-3-propyl-5-(4,4,5,5-tetramethyl-1,3,2-dioxaborolan-2-yl)isoindoline-2-carboxylate

[0440] The title compound is prepared according to the procedure described for A.2.69., using propyl iodide. LC-MS A: t_R = 1.03 min; [M+H]⁺ = 401.99.

A.2.72. rac-Tert-butyl (R)-3-isobutyl-1-oxo-5-(4,4,5,5-tetramethyl-1,3,2-dioxaborolan-2-yl)isoindoline-2-carboxylate

[0441] The title compound is prepared according to the procedure described for A.2.69., using 1-iodo-2-methylpropane. LC-MS F: t_R = 0.58 min; no ionization.

A.2.73. Methyl 2-fluoro-6-(methylthio)-4-(4,4,5,5-tetramethyl-1,3,2-dioxaborolan-2-yl)benzoate

[0442] The title compound is prepared according to the procedure described for A.2.3., using methyl 4-bromo-2-fluoro-6-(methylthio)benzoate. LC-MS A: t_R = 0.98 min; $[M+H]^+$ = 327.11.

A.2.73.1. Methyl 4-bromo-2-fluoro-6-(methylthio)benzoate

[0443] Iodomethane (0.113 mL, 1.81 mmol) was added dropwise to a solution of 4-bromo-2-fluoro-6-(methylthio)benzoic acid (500 mg, 1.51 mmol) and Cs_2CO_3 (492 mg, 1.51 mmol) in anhydrous DMF (20 mL) at 0°C. The RM was stirred for 15 min at 0°C and then at RT for 1h. It was quenched with water, then EtOAc was added and layers were separated. The aqueous layer was extracted twice with EtOAc. The organic layers were combined and washed with brine, dried over anhydrous MgSO_4 , filtered and concentrated under reduced. The crude product was purified by FC, eluting with heptane to give the title compound as a colorless oil (173 mg, 41%). LC-MS A: t_R = 0.90 min; no ionization.

A.2.73.2. 4-Bromo-2-fluoro-6-(methylthio)benzoic acid

[0444] To a suspension of freshly powdered sodium hydroxide (397 mg, 9.92 mmol) in DMF (20 mL) at 0° is added 4-bromo-2,6-difluorobenzoic acid (2.00 g, 8.27 mmol, 1 eq) and the RM is stirred at 0°C for 10 min. Sodium thiomethoxide (732 mg, 9.92 mmol) is added and the resulting RM is allowed to warm up to RT and stirred for 2h. It is quenched with 2N HCl, and extracted with EtOAc (3x). The combined organic layers are washed with brine, dried over anhydrous MgSO_4 , filtered and concentrated under reduced pressure to give the crude product quantitatively as a yellow oil. LC-MS A: t_R = 0.76 min; no ionization.

A.2.74. Methyl 2-chloro-6-(methylthio)-4-(4,4,5,5-tetramethyl-1,3,2-dioxaborolan-2-yl)benzoate

[0445] The title compound is prepared according to the procedure described for A.2.3., using methyl 4-bromo-2-fluoro-6-(methylthio)benzoate. LC-MS A: t_R = 1.00 min; $[M+H]^+$ = 343.14.

A.2.74.1. Methyl 4-bromo-2-chloro-6-(methylthio)benzoate

[0446] The title compound is prepared according to the procedure described for A.2.73.1., using 4-bromo-2-chloro-6-(methylthio)benzoic acid. LC-MS A: t_R = 0.93 min; no ionization.

A.2.74.2. 4-Bromo-2-chloro-6-(methylthio)benzoic acid

[0447] The title compound is prepared according to the procedure described for A.2.73.2., using 4-bromo-2-fluoro-6-chlorobenzoic acid. LC-MS A: t_R = 0.77 min; no ionization.

A.2.75. 1-(2-Ethoxy-4-(4,4,5,5-tetramethyl-1,3,2-dioxaborolan-2-yl)phenyl)-N-methylmethanamine

[0448] A mixture of 2-ethoxy-4-(4,4,5,5-tetramethyl-1,3,2-dioxaborolan-2-yl)benzaldehyde (300 mg, 1.09 mmol) and methylamine (2M in MeOH, 1.65 mL, 3.3 mmol) is stirred at 65°C for 4 hours. After cooling to RT, sodium borohydride (64 mg, 1.63 mmol) is added and the RM is stirred for 30min, then concentrated in vacuo. The resulting residue is dissolved in EtOAc and washed by a sat. NaHCO_3 solution. The aq phase is basified with two drops of 1N NaOH (pH=13) and extracted with EtOAc. The combined organic extracts are washed with brine, dried (MgSO_4), filtered, concentrate, affording the title compound as a white powder. LC-MS A: t_R = 0.66 min; $[M+H]^+$ = 292.15.

A.2.75.1. 2-Ethoxy-4-(4,4,5,5-tetramethyl-1,3,2-dioxaborolan-2-yl)benzaldehyde

[0449] To a mixture of (2-ethoxy-4-(4,4,5,5-tetramethyl-1,3,2-dioxaborolan-2-yl)phenyl)methanol (957 mg, 3.23 mmol) in DCM (15 mL) at 0°C is added Dess-Martin periodinane (2.06 g, 4.85 mmol). The RM is stirred at 0°C for 2h, then diluted with DCM, washed with 10% aq $\text{Na}_2\text{S}_2\text{O}_3$, sat aq NaHCO_3 and brine. The organic layer is dried (MgSO_4), concentrated, and purified via FC using heptane / EtOAc from 100:0 to 80:20. This afforded the title compound as a white solid (700 mg, 78%). LC-MS A: t_R = 0.96 min; $[M+H]^+$ = 277.13.

A.2.75.2. (2-Ethoxy-4-(4,4,5,5-tetramethyl-1,3,2-dioxaborolan-2-yl)phenyl)methanol

[0450] The title compound is prepared according to the procedure described for A.2.3., using (4-bromo-2-ethoxyphe-

nyl)methanol. LC-MS A: t_R = 0.84 min; no ionization.

A.2.76. N-(2-Ethoxy-4-(4,4,5,5-tetramethyl-1,3,2-dioxaborolan-2-yl)benzyl)cyclopropanamine

- 5 **[0451]** The title compound is prepared according to the procedure described for A.2.75., using cyclopropylamine. LC-MS A: t_R = 0.70 min; $[M+H]^+$ = 318.12.

A.2.77. N-(2-Ethoxy-4-(4,4,5,5-tetramethyl-1,3,2-dioxaborolan-2-yl)benzyl)-2-methoxyethan-1-amine

- 10 **[0452]** The title compound is prepared according to the procedure described for A.2.75., using 2-methoxyethylamine. LC-MS A: t_R = 0.70 min; $[M+H]^+$ = 336.10.

A.2.78. N-(2-Ethoxy-4-(4,4,5,5-tetramethyl-1,3,2-dioxaborolan-2-yl)benzyl)-2-methylpropan-1-amine

- 15 **[0453]** The title compound is prepared according to the procedure described for A.2.75., using isobutylamine. LC-MS A: t_R = 0.75 min; $[M+H]^+$ = 334.13.

A.2.79. N-(2-Ethoxy-4-(4,4,5,5-tetramethyl-1,3,2-dioxaborolan-2-yl)benzyl)cyclobutanamine

- 20 **[0454]** The title compound is prepared according to the procedure described for A.2.75., using cyclobutylamine. LC-MS A: t_R = 0.74 min; $[M+H]^+$ = 332.08.

A.2.80. Methyl 2-(methylsulfonamido)-4-(4,4,5,5-tetramethyl-1,3,2-dioxaborolan-2-yl)benzoate

- 25 **[0455]** Methylsulfonyl chloride (141 mg, 1.22 mmol) is added to a solution of methyl 2-amino-4-(4,4,5,5-tetramethyl-1,3,2-dioxaborolan-2-yl)benzoate (75 mg, 0.271 mmol) and pyridine (0.131 mL, 1.62 mmol) in DCM (3 mL). The mixture is stirred at 50°C for 3 days. It is treated at RT with 1 mL of 1N NaHCO_3 , passed through a phase separator and rinsed with DCM. The solvent is evaporated under reduced pressure, to afford the title compound, which is used as such in the coupling step. LC-MS A: t_R = 0.93 min; no ionization.

A.2.81. Methyl 2-(ethylsulfonamido)-4-(4,4,5,5-tetramethyl-1,3,2-dioxaborolan-2-yl)benzoate

[0456] The title compound is prepared according to the procedure described for A.2.80., using ethylsulfonyl chloride. LC-MS A: t_R = 0.96 min; $[M+H]^+$ = 370.03.

A.2.82. Methyl 2-(butylamino)-4-(4,4,5,5-tetramethyl-1,3,2-dioxaborolan-2-yl)benzoate

[0457] A solution of methyl 2-amino-4-(4,4,5,5-tetramethyl-1,3,2-dioxaborolan-2-yl)benzoate (50 mg, 0.18 mmol) and propionaldehyde (0.020 mL, 0.271 mmol) in dry THF (3 mL) is stirred for 15 min at RT. Sodium triacetoxyborohydride (115 mg, 0.541 mmol) is added. The RM is stirred at RT overnight. The RM is treated with 1N aq. NaHCO_3 (1mL) and extracted with DCM using a phase separator. Evaporation of the solvents under reduced pressure afforded the crude title compound. LC-MS A: t_R = 0.83 min; no ionization.

A.2.83. 5-(4-(4,4,5,5-Tetramethyl-1,3,2-dioxaborolan-2-yl)phenyl)isoxazol-3-ol

[0458] To a solution of ethyl 3-(4-(4,4,5,5-tetramethyl-1,3,2-dioxaborolan-2-yl)phenyl)propionate (477 mg, 1.59 mmol) in dry MeOH (10 mL) are added at RT hydroxylamine hydrochloride (442 mg, 6.36 mmol) and potassium hydroxide (5M in MeOH, 1.91 mL, 9.53 mmol). The RM is stirred overnight at RT. It is then concentrated in vacuo and the resulting mixture is partitioned between EtOAc and water. The pH of the aqueous layer is adjusted to pH3 by adding HCl 1N. Both phases are separated. The aqueous layer is extracted twice with EtOAc then the combined organic layers are washed with water, brine, dried over MgSO_4 , filtered and concentrated in vacuo. The residue is purified via FC, eluting with a gradient from Heptane:EtOAc 100:0 to 60:40. This afforded the title compound as a pinkish solid (58 mg, 13%). LC-MS A: t_R = 0.85 min; $[M+H]^+$ = 288.34.

A.2.83.1. Ethyl 3-(4-(4,4,5,5-tetramethyl-1,3,2-dioxaborolan-2-yl)phenyl)propionate

[0459] A solution of 4-Iodophenylboronic acid, pinacol ester (495 mg, 1.5 mmol) in TEA (6.19 mL, 43.5 mmol) is degassed 3 times (vacuum/argon), then are added successively Tetrakis-(triphenylphosphin)- palladium (173 mg, 0.15

mmol), Copper (I) iodide (85.7 mg, 0.45 mmol) and ethyl propiolate (0.155 mL, 1.5 mmol). The RM is flushed with argon and heated at 70°C overnight, then concentrated in vacuo. The residue which is purified by FC, eluting with a gradient of Heptane: EtOAc from 100:0 to 80:20. This afforded the title compound as a yellow oil (482mg, 54%). LC-MS A: t_R = 1.02 min; $[M+H]^+$ = 301.19.

A.2.84. 5-(2-Ethoxy-4-(4,4,5,5-tetramethyl-1,3,2-dioxaborolan-2-yl)phenyl)-1H-tetrazole

[0460] A mixture of 2-ethoxy-4-(4,4,5,5-tetramethyl-1,3,2-dioxaborolan-2-yl)benzonitrile (500 mg, 1.83 mmol), Azidotributyltin(IV) (0.768 mL, 2.75 mmol), and dry toluene (4 mL) is heated at 180°C for 1h. The mixture is cooled to RT, treated with HCl 0.1N and extracted with EtOAc. The organic layer is dried over $MgSO_4$ and concentrated under vacuum. The residue is purified via FC, eluting with a gradient from Heptane:EtOAc 100:0 to 10:90. This afforded the title compound as a white solid (135 mg, 23%). LC-MS A: t_R = 0.87 min; $[M+H]^+$ = 317.14.

A.2.84.1. 2-Ethoxy-4-(4,4,5,5-tetramethyl-1,3,2-dioxaborolan-2-yl)benzonitrile

[0461] A solution of 2-hydroxy-4-(4,4,5,5-tetramethyl-1,3,2-dioxaborolan-2-yl)benzonitrile (1.50 g, 6.12 mmol), K_2CO_3 (1.69 g, 12.2 mmol) in DMF (4 mL) and iodoethane (0.596 mL, 7.34 mmol) is heated at 120°C for 30 min. The RM is cooled down to RT, partitioned between DCM and 1N $NaHCO_3$. The aqueous layer is reextracted with DCM, the combined organics are dried ($MgSO_4$), and concentrated under reduced pressure. This afforded the title compound as a beige solid (1.31 g, 78%). LC-MS A: t_R = 0.96 min; $[M+CH_3CN+H]^+$ = 315.10

A.2.85. 5-(2-Ethoxy-6-fluoro-4-(4,4,5,5-tetramethyl-1,3,2-dioxaborolan-2-yl)phenyl)-1H-tetrazole

[0462] The title compound is prepared according to the procedure described for A.2.3., using 5-(4-bromo-2-ethoxy-6-fluorophenyl)-1H-tetrazole. LC-MS A: t_R = 0.83 min; $[M+H]^+$ = 335.03.

A.2.85.1. 5-(4-Bromo-2-ethoxy-6-fluorophenyl)-1H-tetrazole

[0463] The title compound is prepared according to the procedure described for A.2.84., using 4-bromo-2-ethoxy-6-fluorobenzonitrile. LC-MS A: t_R = 0.75 min; $[M+H]^+$ = 288.96.

A.2.85.2. 4-Bromo-2-ethoxy-6-fluorobenzonitrile

[0464] To a solution of 4-bromo-2,6-difluorobenzonitrile (1.00 g, 4.59 mmol) in dry THF (10 mL) is added portionwise at RT sodium ethoxide (375 mg, 5.5 mmol). The RM is stirred at RT overnight. The RM is poured into sat. aq. NH_4Cl , extracted with DCM (3x). The combined extracts are dried ($MgSO_4$) and concentrated in vacuo, affording the title compound as a white solid (1.10 g, 98%). LC-MS A: t_R = 0.90 min; no ionization.

A.2.86. N-Ethyl-5-(4,4,5,5-tetramethyl-1,3,2-dioxaborolan-2-yl)-2-(1H-tetrazol-5-yl)aniline

[0465] The title compound is prepared according to the procedure described for A.2.3., using 5-bromo-N-ethyl-2-(1H-tetrazol-5-yl)aniline. LC-MS A: t_R = 0.88 min; $[M+H]^+$ = 316.14.

A.2.86.1. 5-Bromo-N-ethyl-2-(1H-tetrazol-5-yl)aniline

[0466] A solution of 4-bromo-2-(ethylamino)benzonitrile (387 mg, 1.72 mmol) in EtOH (12 mL) is treated with sodium azide (374 mg, 5.76 mmol) and zinc bromide (465 mg, 2.06 mmol) and the mixture is heated by MW in a sealed tube at 150°C for 4h. The RM is diluted with HCl 0.1N and extracted twice with DCM. The extracts are dried over $MgSO_4$ and the solvent is evaporated. Purification by FC, eluting with Heptane/DCM/EtOAc 1:0:0 to 0:3:1 afforded the title compound as a white solid (363 mg, 79%). LC-MS A: t_R = 0.84 min; $[M+H]^+$ = 268.02.

A.2.87. Methyl 3-propoxy-5-(4,4,5,5-tetramethyl-1,3,2-dioxaborolan-2-yl)thiophene-2-carboxylate

[0467] The title compound is prepared according to the procedure described for A.2.66., using methyl 3-propoxythiophene-2-carboxylate. LC-MS A: t_R = 0.68 min; $[M+H]^+$ = 245.11 (boronic acid, from hydrolysis of the pinacol ester on the LCMS-column).

A.2.87.1. Methyl 3-propoxythiophene-2-carboxylate

[0468] To a solution of methyl 3-hydroxythiophene-2-carboxylate (1.00 g, 6.32 mmol) in dry DMF (12 mL), cooled at 0°C is added NaH (60% suspension in oil, 316 mg, 7.9 mmol), portionwise. Once the gas evolution is finished, 1-bromopropane (0.64 mL, 6.95 mmol) is added dropwise. After 5 minutes at 0°C the RM is allowed to warm to RT, then at 40°C overnight. The RM is cooled down to RT, poured into water and extracted three times with Ethyl acetate. The combined org. phases are washed with water, brine, dried over MgSO₄, filtered and concentrated in vacuo, yielding the desired product as a white solid (1.17 g, 92%). LC-MS A: t_R = 0.79 min; [M+H]⁺ = 201.12.

A.2.88. Methyl 3-butoxy-5-(4,4,5,5-tetramethyl-1,3,2-dioxaborolan-2-yl)thiophene-2-carboxylate

[0469] The title compound is prepared according to the procedure described for A.2.66., using methyl 3-butoxythiophene-2-carboxylate. LC-MS A: t_R = 0.65 min; [M+H]⁺ = 245.16 (boronic acid, from hydrolysis of the pinacol ester on the LCMS-column).

A.2.88.1. Methyl 3-butoxythiophene-2-carboxylate

[0470] The title compound is prepared according to the procedure described for A.2.87.1., using butyl bromide. LC-MS A: t_R = 0.85 min; [M+H]⁺ = 215.11.

A.2.89. Methyl 3-isopropoxy-5-(4,4,5,5-tetramethyl-1,3,2-dioxaborolan-2-yl)thiophene-2-carboxylate

[0471] The title compound is prepared according to the procedure described for A.2.66., using methyl 3-isopropoxythiophene-2-carboxylate. LC-MS A: t_R = 0.73 min; [M+H]⁺ = 259.12 (boronic acid, from hydrolysis of the pinacol ester on the LCMS-column).

A.2.89.1. Methyl 3-isopropoxythiophene-2-carboxylate

[0472] The title compound is prepared according to the procedure described for A.2.87.1., using 2-bromopropane. LC-MS A: t_R = 0.79 min; [M+H]⁺ = 201.16.

A.2.90. 5-(2-Methoxy-4-(4,4,5,5-tetramethyl-1,3,2-dioxaborolan-2-yl)phenyl)-1H-tetrazole

[0473] The title compound is prepared according to the procedure described for A.2.84., using 2-methoxy-4-(4,4,5,5-tetramethyl-1,3,2-dioxaborolan-2-yl)benzonitrile. LC-MS A: t_R = 0.83 min; [M+H]⁺ = 303.12.

A.2.90.1. 2-Methoxy-4-(4,4,5,5-tetramethyl-1,3,2-dioxaborolan-2-yl)benzonitrile

[0474] To a solution of 2-hydroxy-4-(4,4,5,5-tetramethyl-1,3,2-dioxaborolan-2-yl)benzonitrile (1.00 g, 4.08 mmol), K₂CO₃ (1.13 g, 8.16 mmol) in DMF (4 mL) is added iodomethane (0.305 mL, 4.9 mmol) is added and the mixture is heated at 120°C for 30 min. The RM is cooled to RT, partitioned between DCM and 1N NaHCO₃. The aqueous layer is re-extracted with DCM, the combined organics are dried (MgSO₄), and concentrated under reduced. This afforded the title compound as a beige solid (0.93 g, 88%). LC-MS A: t_R = 0.93 min; [M+MeCN+H]⁺ = 301.13.

A.2.91. 1-(4-(4,4,5,5-Tetramethyl-1,3,2-dioxaborolan-2-yl)phenyl)-1H-[1,2,4]triazole

[0475] The title compound is prepared according to the procedure described for A.2.3., using 1-(4-bromophenyl)-1H-[1,2,4]triazole. LC-MS A: t_R = 0.86 min; [M+H]⁺ = 272.25.

A.2.92. 5-(4-(4,4,5,5-Tetramethyl-1,3,2-dioxaborolan-2-yl)phenyl)isoxazole

[0476] The title compound is prepared according to the procedure described for A.2.3., using 5-(4-bromophenyl)isoxazole. LC-MS A: t_R = 0.93 min; [M+MeCN+H]⁺ = 313.24.

A.2.93. 4-Methyl-5-(4-(4,4,5,5-tetramethyl-1,3,2-dioxaborolan-2-yl)phenyl)isoxazole

[0477] The title compound is prepared according to the procedure described for A.2.3., using 5-(4-bromophenyl)-4-methylisoxazole. LC-MS A: t_R = 0.96 min; [M+H]⁺ = 286.21.

A.2.94. 3-Methyl-5-(4-(4,4,5,5-tetramethyl-1,3,2-dioxaborolan-2-yl)phenyl)isoxazole

[0478] The title compound is prepared according to the procedure described for A.2.3., using 5-(4-bromophenyl)-3-methylisoxazole. LC-MS A: t_R = 0.96 min; $[M+H]^+$ = 286.21.

A.2.95. 3-Methyl-5-(4-(4,4,5,5-tetramethyl-1,3,2-dioxaborolan-2-yl)phenyl)isoxazole

[0479] The title compound is prepared according to the procedure described for A.2.3., using 5-(4-Bromophenyl)isoxazole-3-carboxylic acid. LC-MS E: t_R = 0.96 min; $[M-H]^+$ = 270.16.

A.2.96. 2-Chloro-6-isobutoxy-4-(4,4,5,5-tetramethyl-1,3,2-dioxaborolan-2-yl)benzoic acid

[0480] The title compound is prepared according to the procedure described for A.2.3., using 4-bromo-2-chloro-6-isobutoxybenzoic acid. LC-MS A: t_R = 0.93 min; $[M+H]^+$ = 355.12.

A.2.96.1. 4-Bromo-2-chloro-6-isobutoxybenzoic acid

[0481] The title compound is prepared according to the procedure described for A.2.53.1., using 2-methyl-1-propanol. LC-MS A: t_R = 0.87 min; no ionization.

A.2.97. 2-Chloro-4-(4,4,5,5-tetramethyl-1,3,2-dioxaborolan-2-yl)-6-(2,2,2-trifluoroethoxy)benzoic acid

[0482] The title compound is prepared according to the procedure described for A.2.3., using 4-bromo-2-chloro-6-(2,2,2-trifluoroethoxy)benzoic acid. LC-MS A: t_R = 0.90 min; no ionization.

A.2.97.1. 4-Bromo-2-chloro-6-(2,2,2-trifluoroethoxy)benzoic acid

[0483] The title compound is prepared according to the procedure described for A.2.53.1., using 2,2,2-trifluoroethanol. LC-MS A: t_R = 0.82 min; no ionization.

A.2.98. 2-(2-Ethoxy-4-(4,4,5,5-tetramethyl-1,3,2-dioxaborolan-2-yl)phenoxy)acetic acid

[0484] A solution of ethyl 2-(2-ethoxy-4-(4,4,5,5-tetramethyl-1,3,2-dioxaborolan-2-yl)phenoxy)acetate (1.285 g, 3.82 mmol) in EtOH (15 mL) is treated with NaOH 10% (7.64 mL, 19.1 mmol) and the RM is stirred at 50°C for 30 min. The RM is cooled to RT and diluted with EtOAc. HCl 2N (15 mL) is added to reach acidic pH (<1). The aqueous layer is extracted twice with EtOAc. The resulting organic phase is dried over $MgSO_4$ and concentrated, affording the title compound as an orange paste. LC-MS A: t_R = 0.80 min; $[M+H]^+$ = 323.12.

A.2.98.1. Ethyl 2-(2-ethoxy-4-(4,4,5,5-tetramethyl-1,3,2-dioxaborolan-2-yl)phenoxy)acetate

[0485] A solution of 2-ethoxy-4-(4,4,5,5-tetramethyl-1,3,2-dioxaborolan-2-yl)phenol (3.47 g, 12.5 mmol) in anhydrous DMF (50 mL) is treated successively with Cs_2CO_3 (6.10 g, 18.7 mmol) and ethyl bromoacetate (1.48 mL, 13.1 mmol). The RM is stirred at RT for 1h. Water is added, and the mixture is extracted with Et₂O (x 3). The combined organic layers are then washed successively with water (x 2) and brine, dried over $MgSO_4$, filtered, and concentrated to dryness under reduced pressure to afford the pure product as a colorless oil (1.46g, 77%). LC-MS A: t_R = 0.94 min; $[M+H]^+$ = 351.18.

A.2.99. (2-Ethoxy-4-(4,4,5,5-tetramethyl-1,3,2-dioxaborolan-2-yl)phenyl)glycine

[0486] To a solution of methyl (2-ethoxy-4-(4,4,5,5-tetramethyl-1,3,2-dioxaborolan-2-yl)phenyl)glycinate (207 mg, 0.61 mmol) in THF/H₂O (4:1) (5 mL) is added LiOH.H₂O (51 mg, 1.21 mmol) and the mixture is stirred at RT for 2h. The mixture is treated with HCl 1N (1 mL) and extracted with EtOAc, dried over $MgSO_4$ and concentrated, affording the title compound as a brown oil (0.151 g, 78%). LC-MS A: t_R = 0.82 min; $[M+H]^+$ = 322.07.

A.2.99.1. Methyl (2-ethoxy-4-(4,4,5,5-tetramethyl-1,3,2-dioxaborolan-2-yl)phenyl)glycinate

[0487] The title compound is prepared according to the procedure described for A.2.3., starting with methyl (4-bromo-2-ethoxyphenyl)glycinate. LC-MS A: t_R = 0.93 min; $[M+H]^+$ = 336.28.

A.2.99.2. Methyl (4-bromo-2-ethoxyphenyl)glycinate

[0488] To a solution of 4-bromo-2-ethoxyaniline (0.60 g, 2.64 mmol) in DMF (2.5 mL) is added DiPEA (0.673 mL, 3.96 mmol) followed by methyl bromoacetate (0.275 mL, 2.9 mmol). The mixture is stirred at 90°C for 1h in the microwave apparatus. The DMF is evaporated under high vacuum and the residue is purified by FC, eluting with Hept/EtOAc 1:0 to 17:3 affording the title compound as a dark red oil (0.71 g, 94%). LC-MS A: t_R = 0.89 min; $[M+H]^+$ = 288.08.

[0489] Following the procedure described for the synthesis of A.2.3. described above, the following boronic acid derivatives are synthesized, starting from the corresponding commercially available halides (see table 4).

Table 4: Boronic acid derivatives A.2.100. - A.2.109.

No.	Compound	t_R [min] (LC-MS)	MS Data m/z $[M+H]^+$
A.2.100.	2-Ethoxy-4-(4,4,5,5-tetramethyl-1,3,2-dioxaborolan-2-yl)aniline	0.73 (A)	264.25
A.2.101.	4,4-Dimethyl-2-(4-(4,4,5,5-tetramethyl-1,3,2-dioxaborolan-2-yl)phenyl)-4,5-dihydrooxazole	0.73 (A)	302.22
A.2.102.	2-Ethyl-4-(4,4,5,5-tetramethyl-1,3,2-dioxaborolan-2-yl)phenol	0.87 (A)	No ionization
A.2.103.	5-(4-(4,4,5,5-Tetramethyl-1,3,2-dioxaborolan-2-yl)phenyl)-[1,2,4]oxadiazol-3-ol	0.82 (A)	290.10
A.2.104.	3-(4-(4,4,5,5-Tetramethyl-1,3,2-dioxaborolan-2-yl)phenyl)-[1,2,4]oxadiazol-5(4H)-one	0.38 (E)	287.14
A.2.105.	1,2-Dimethyl-4-(4-(4,4,5,5-tetramethyl-1,3,2-dioxaborolan-2-yl)phenyl)-1H-imidazole	0.67 (A)	299.20
A.2.106.	5-Methyl-4-(4-(4,4,5,5-tetramethyl-1,3,2-dioxaborolan-2-yl)phenyl)-1H-imidazole	0.66 (A)	285.24
A.2.107.	2,5-Dimethyl-4-(4-(4,4,5,5-tetramethyl-1,3,2-dioxaborolan-2-yl)phenyl)-1H-imidazole	0.68 (A)	299.22
A.2.108.	2-Cyclopropyl-1-methyl-4-(4-(4,4,5,5-tetramethyl-1,3,2-dioxaborolan-2-yl)phenyl)-1H-imidazole	0.70 (A)	325.16
A.2.109.	5-(4-(4,4,5,5-Tetramethyl-1,3,2-dioxaborolan-2-yl)phenyl)isoxazol-3-ol	0.85 (A)	288.17

[0490] Following the procedure described for the synthesis of A.2.98.1. described above, the following boronic acid derivatives are synthesized, starting from the corresponding commercially available boronic acid derivatives and alkyl halides (see table 5).

Table 5: Boronic acid derivatives A.2.110. - A.2.114.

No.	Compound	t_R [min] (LC-MS)	MS Data m/z $[M+H]^+$
A. 2.110.	Methyl 2-(4-(4,4,5,5-tetramethyl-1,3,2-dioxaborolan-2-yl)-2-(trifluoromethoxy)phenoxy)acetate	0.98 (A)	376.99
A. 2.111.	Methyl 2-(2-ethyl-4-(4,4,5,5-tetramethyl-1,3,2-dioxaborolan-2-yl)phenoxy) acetate	0.96 (A)	321.17
A. 2.112.	Methyl 2-(2-ethoxy-4-(4,4,5,5-tetramethyl-1,3,2-dioxaborolan-2-yl)phenoxy) propanoate	0.94 (A)	351.23
A. 2.113.	Ethyl 2-(2-ethoxy-4-(4,4,5,5-tetramethyl-1,3,2-dioxaborolan-2-yl)phenoxy)-2-fluoroacetate	0.99 (A)	369.12
A. 2.114.	Methyl 2-(2-chloro-4-(4,4,5,5-tetramethyl-1,3,2-dioxaborolan-2-yl)phenoxy) acetate	0.94 (A)	327.10

A.2.115.2-(2-Propoxy-4-(4,4,5,5-tetramethyl-1,3,2-dioxaborolan-2-yl)phenyl)acetic acid

[0491] To a solution of propyl 2-(2-propoxy-4-(4,4,5,5-tetramethyl-1,3,2-dioxaborolan-2-yl)phenyl)acetate (308 mg, 0.85 mmol) in EtOH (9 mL) is added NaOH (10% aq. Solution, 3.4 mL) and the mixture is stirred at RT for 2h. EtOH is removed in vacuo. pH of the resulting basic aqueous layer is adjusted to pH=3-4 using HCl 1N and extracted twice with EtOAc. The combined organic layers are washed with water, brine, dried over MgSO₄, filtered and solvent is removed in vacuo, yielding the title compound as a white powder (0.238 g, 87%). LC-MS A: t_R = 0.88 min; [M+H]⁺ = 321.08.

A.2.115.1. Propyl 2-(2-propoxy-4-(4,4,5,5-tetramethyl-1,3,2-dioxaborolan-2-yl)phenyl)acetate

[0492] The title compound is prepared according to the procedure described for A.2.3., starting with propyl 2-(4-bromo-2-propoxyphenyl)acetate. LC-MS A: t_R = 1.04 min; [M+H]⁺ = 363.12.

A.2.115.2. Propyl 2-(4-bromo-2-propoxyphenyl)acetate

[0493] To a solution of 4-bromo-2-hydroxyphenylacetic acid (1.50 g, 6.37 mmol,) in DMF (50 mL) is added 1-iodopropane (1.38 mL, 14 mmol, 2.2 eq) and Cs₂CO₃ (6.23 g, 19.1 mmol). The RM is stirred at 100°C over night, then cooled to RT. Water is added, and the DMF is removed under reduced pressure. The residue is partitioned between EtOAc and water. The aqueous layer is re-extracted twice with EtOAc. The combined organic extracts are washed with brine, dried (MgSO₄) and concentrated in vacuo. The residue is purified by FC (H:EE 100:0 to 90:10), affording the title compound as a colourless oil (0.775 g, 39%). LC-MS A: t_R = 1.00 min; [M+H]⁺ = 315.07.

[0494] Following the procedure described for the synthesis of A.2.115. described above, the following boronic acid derivatives are synthesized, using the corresponding alkyl iodide (see Table 6).

Table 6: Boronic acid derivatives A.2.116. - A.2.117.

No.	Compound	t _R [min] (LC-MS)	MS Data m/z [M+H] ⁺
A.2.116.	2-(2-Butoxy-4-(4,4,5,5-tetramethyl-1,3,2-dioxaborolan-2-yl)phenyl)acetic acid	0.92 (A)	335.18
A.2.117.	2-(2-Cyclobutoxy-4-(4,4,5,5-tetramethyl-1,3,2-dioxaborolan-2-yl)phenyl)acetic acid	0.88 (A)	333.15

A.2.118.2-Butoxy-6-fluoro-4-(4,4,5,5-tetramethyl-1,3,2-dioxaborolan-2-yl)benzoic acid

[0495] The title compound is prepared according to the procedure described for A.2.3., starting with 4-bromo-2-butoxy-6-fluorobenzoic acid. LC-MS A: t_R = 0.92 min; [M+H]⁺ = 339.21.

A.2.118.1. 4-Bromo-2-butoxy-6-fluorobenzoic acid

[0496] The title compound is prepared according to the procedure described for A.2.115., starting with methyl 4-bromo-2-butoxy-6-fluorobenzoate. LC-MS E: t_R = 0.52 min; [M-H]⁺ = 290.89.

A.2.118.2. methyl 4-bromo-2-butoxy-6-fluorobenzoate

[0497] To a solution of methyl 4-bromo-2-fluoro-6-hydroxybenzoate (1.00 g, 4.02 mmol) in DMF (10 mL), is added Cs₂CO₃ (2.62 g, 8.03 mmol) followed by 1-iodobutane (0.685 mL, 6.02 mmol). The RM is stirred at 120°C for 2h in the microwave. The RM is concentrated under reduced pressure, the residue is partitioned between DCM and water. The aqueous layer is re-extracted with DCM, the combined organics are dried (MgSO₄), and concentrated under reduced pressure. Purification by FC (Hept/EtOAc 1:0 to 19:1) afforded the title compound as a colourless oil (1.24 g, 99%). LC-MS A: t_R = 0.98 min; [M+H]⁺ = 306.84.

A.2.119.2-Butoxy-6-chloro-4-(4,4,5,5-tetramethyl-1,3,2-dioxaborolan-2-yl)benzoic acid

[0498] The title compound is prepared according to the procedure described for A.2.3., starting with 4-bromo-2-butoxy-6-chlorobenzoic acid. LC-MS A: t_R = 0.93 min; [M+H]⁺ = 355.16.

A.2.119.1. 4-Bromo-2-butoxy-6-chlorobenzoic acid

[0499] To a solution of 4-bromo-2-fluoro-6-chlorobenzoic acid (1.00 g, 3.95 mmol) in dry DMF (7 mL) at 0°C is added NaH (347 mg, 8.68 mmol) portionwise. Once the gas evolution is finished, a solution of 1-butanol (0.397 mL, 4.34 mmol) in dry DMF (3 mL) is added dropwise. Once the gas evolution is finished, it is heated up to 90°C for 1h. The mixture is poured into water. pH is adjusted to 1 with HCl 1N and then extracted three times with DCM. The organic phase is washed with water, brine, dried over MgSO₄, filtered and concentrated under vacuum, yielding quantitatively the desired product as a light orange solid. LC-MS A: t_R = 0.88 min; [M+MeCN]⁺ = 349.99

A.2.120. Methyl methyl(4-(4,4,5,5-tetramethyl-1,3,2-dioxaborolan-2-yl)phenyl)carbamate

[0500] To a solution of 4-(methylamino)phenylboronic acid pinacol ester (100 mg, 0.416 mmol) in dry DCM (3.6 mL) are added DIPEA (0.214 mL, 1.25 mmol) and methyl chloroformate (0.039 mL, 0.499 mmol). The resulting mixture is stirred at room temperature for 30 min. The mixture is partitioned between water (5 mL) and DCM (5 mL). The organic layer is separated, dried over MgSO₄, filtered, and concentrated to dryness. The residue is purified by FC (EtOAc-Heptane 2:8) to obtain the title compound as an off-white solid (92 mg, 63%). LC-MS A: t_R = 0.90 min; [M+H]⁺ = 292.21.

A.2.121. 2-(4-(3-Methoxyoxetan-3-yl)phenyl)-4,4,5,5-tetramethyl-1,3,2-dioxaborolane

[0501] To a solution of 3-(4-(4,4,5,5-tetramethyl-1,3,2-dioxaborolan-2-yl)phenyl)oxetan-3-ol (150 mg, 0.543 mmol) in DMF (3.2 mL) is added NaH, 60% (26.1 mg, 0.652 mmol). The grey suspension is stirred for 30 min at RT. Iodomethane (0.169 mL, 2.72 mmol) is added and the RM is stirred at RT for 3h. NaH, 60% (26.1 mg, 0.652 mmol) is added to the RM at RT. After 30 min, iodomethane (0.0845 mL, 1.36 mmol) is added and the RM is stirred overnight at RT. NaH, 60% (52.1 mg, 1.3 mmol) is added to the RM at RT. After 1h stirring at RT iodomethane (0.169 mL, 2.72 mmol) is added and the RM is stirred for 45 min at RT. The grey suspension is quenched by the addition of 12 mL water. The mixture is extracted two times with DCM. The combined extracts are washed sequentially with water and brine, dried (MgSO₄) and concentrated under vacuum. Purification by FC (gradient Heptane/AcOEt) afforded the title compound as a white solid (20 mg, 13%). LC-MS A: t_R = 0.90 min; no ionization.

A.2.122. Ethyl 2-((2-ethoxy-4-(4,4,5,5-tetramethyl-1,3,2-dioxaborolan-2-yl)phenyl)amino)-2-oxoacetate

[0502] The title compound is prepared according to the procedure described for A.2.3., starting with ethyl 2-((4-bromo-2-ethoxyphenyl)amino)-2-oxoacetate. LC-MS A: t_R = 0.98 min; [M+H]⁺ = 364.21.

A.2.122.1. Ethyl 2-((4-bromo-2-ethoxyphenyl)amino)-2-oxoacetate

[0503] To a solution of 4-bromo-2-ethoxyaniline (1.10 g, 4.84 mmol) in DCM (35 mL) is added TEA (0.748 mL, 5.32 mmol) at RT. The RM is cooled to 0°C and ethyl oxalyl chloride (0.61 mL, 5.32 mmol) is added dropwise. The RM is stirred for 30 min at 0°C then allowed to warm to RT and stirred for 30 min. The RM is partitioned between ethyl acetate and saturated aqueous solution of NaHCO₃. The two layers are separated and the organic layers washed with water, brine then dried over MgSO₄, filtered and solvent removed under vacuo, affording the title compound as a brown solid (1.52 g, 99%). LC-MS A: t_R = 0.92 min; [M+MeCN]⁺ = 316.04.

A.2.123. Methyl (2-ethoxy-4-(4,4,5,5-tetramethyl-1,3,2-dioxaborolan-2-yl)phenyl)alaninate

[0504] The title compound is prepared according to the procedure described for A.2.3., starting with methyl (4-bromo-2-ethoxyphenyl)alaninate. LC-MS A: t_R = 0.96 min; [M+H]⁺ = 350.25.

A.2.123.1. Methyl (4-bromo-2-ethoxyphenyl)alaninate

[0505] The title compound is prepared according to the procedure described for A.2.99.2. using methyl 2-bromopropionate. LC-MS A: t_R = 0.93 min; [M+H]⁺ = 304.12.

A.2.124.2-(2-Ethoxy-4-(4,4,5,5-tetramethyl-1,3,2-dioxaborolan-2-yl)phenyl)benzo[d]oxazole

[0506] The title compound is prepared according to the procedure described for A.2.3., starting with 2-(4-bromo-2-ethoxyphenyl)benzo[d]oxazole. LC-MS A: t_R = 1.02 min; [M+H]⁺ = 366.20.

A.2.124.1. 2-(4-Bromo-2-ethoxyphenyl)benzo[d]oxazole

[0507] To a solution of 4-bromo-2-ethoxybenzaldehyde (1.00 g, 4.37 mmol) in MeOH (25 mL) at RT under argon is added 2-aminophenol (481 mg, 4.37 mmol). The resulting solution is stirred over night at 45°C, then concentrated in vacuo. The residue is dissolved in THF (5 mL) and DCM (22.5 mL) and DDQ (2,3-Dichloro-5,6-dicyano-1,4-Benzoquinone) (991 mg, 4.37 mmol) is added. The RM is stirred at RT, then diluted with aq. sat. NaHCO₃ and extracted with EtOAc (twice). The combined organic layers are washed with brine, dried over MgSO₄, filtered and evaporated to dryness yielding the title compound as a yellow residue (1.40 g, 99%). LC-MS A: t_R = 0.97 min; [M+H]⁺ = 318.09.

A.2.125.2-(2-Ethoxy-4-(4,4,5,5-tetramethyl-1,3,2-dioxaborolan-2-yl)phenyl)-4,5-dimethyloxazole

[0508] The title compound is prepared according to the procedure described for A.2.3., starting with 2-(4-bromo-2-ethoxyphenyl)-4,5-dimethyloxazole. LC-MS A: t_R = 0.92 min; [M+H]⁺ = 344.27.

A.2.125.1. 2-(4-Bromo-2-ethoxyphenyl)-4,5-dimethyloxazole

[0509] To a solution of acetyl methyl carbinol (379 mg, 4 mmol) and 4-DMAP (125 mg, 1 mmol) in DCM (25 mL) at RT under argon are added DCC (1042 mg, 5 mmol). The resulting mixture is stirred 2h at RT then filtered. The filtrate is concentrated in vacuo. The residue is treated with AcOH (15 mL) and ammonium acetate (1573 mg, 20 mmol). The resulting mixture is heated for 1h30 at reflux then is kept stirring at RT over night. It is then partitioned between EtOAc and water. Phases are separated and the aqueous layer is extracted once more with EtOAc. The combined organic layers are washed with water, brine, dried over MgSO₄, filtered and evaporated in vacuo to yield the title compound as a yellow residue (1.40 g, 99%). LC-MS A: t_R = 0.88 min; [M+H]⁺ = 295.99.

A.2.126.2-(2-Ethoxy-4-(4,4,5,5-tetramethyl-1,3,2-dioxaborolan-2-yl)phenyl)oxazole

[0510] The title compound is prepared according to the procedure described for A.2.3., starting with 2-(4-bromo-2-ethoxyphenyl)oxazole. LC-MS A: t_R = 0.93 min; [M+H]⁺ = 316.25.

A.2.126.1. 2-(4-Bromo-2-ethoxyphenyl)oxazole

[0511] To 4-bromo-N-(2,2-dimethoxyethyl)-2-ethoxybenzamide (550 mg, 1.66 mmol) at RT under argon is added Eaton's Reagent (Phosphorus pentoxide, 7.7 wt. % in methanesulfonic acid) (13.6 mL, 6.62 mmol). The resulting mixture is stirred at 145°C using a pre warmed plate during 6hours then heating is stopped and RM is allowed to cool to RT over night. The RM is poured onto ice-water and the resulting mixture is stirred 30min then extracted with EtOAc (twice). The combined organic layers are washed with water, brine, dried over MgSO₄, filtered and evaporated to dryness yielding the title compound as a black oil (475mg, 100%). LC-MS A: t_R = 0.86 min; [M+H]⁺ = 268.1.

A.2.126.2. 4-Bromo-N-(2,2-dimethoxyethyl)-2-ethoxybenzamide

[0512] 4-Bromo-2-ethoxybenzoic acid (500 mg, 2 mmol) is dissolved in DMF (14 mL) at RT under argon. The resulting solution is cooled to 0°C and 1-(3-dimethylaminopropyl)-3-ethylcarbodiimide hydrochloride (587 mg, 3 mmol), HOBT Hydrate (461 mg, 3 mmol) and DIPEA (1.37 mL, 8 mmol) are added. The RM is stirred 5 min at 0°C then allowed to warm up to RT and aminoacetaldehyde dimethyl acetal (0.242 mL, 2.2 mmol) is added followed by 4-DMAP (62.3 mg, 0.5 mmol). The RM is stirred at RT overnight, then concentrated under reduced pressure. The residue is diluted in EtOAc, washed with HCl 0.1N, NaHCO₃ aq. sat. solution, water, brine, dried over MgSO₄, filtered and solvent is removed in vacuo yielding the title compound as a pale yellow powder (550mg, 83%). LC-MS A: t_R = 0.84 min; [M+H]⁺ = 302.11.

A.2.127.5-(4,4,5,5-Tetramethyl-1,3,2-dioxaborolan-2-yl)-3-(2,2,2-trifluoroethoxy)thiophene-2-carboxylic acid

[0513] The title compound is prepared according to the procedure described for A.2.1., starting with 3-(2,2,2-trifluoroethoxy)thiophene-2-carboxylic acid. LC-MS A: t_R = 0.86 min; no ionization.

A.2.127.1. 3-(2,2,2-trifluoroethoxy)thiophene-2-carboxylic acid

[0514] To a solution of 3-fluorothiophene-2-carboxylic acid (678 mg, 4.64 mmol) in dry DMF (11 mL) at 0°C is added NaH (60% suspension in oil, 408 mg, 10.2 mmol) portionwise. Once the gas evolution is finished, 2,2,2-trifluoroethanol (0.391 mL, 5.1 mmol) is added dropwise. After 10 minutes at 0°C the RM is heated at 90°C overnight. It is then cooled

to 0°C and quenched with water, and concentrated under reduced pressure. The residue is partitioned between water and EtOAc. The aqueous layer is re-extracted twice with EtOAc. The combined org. phases are washed with water, brine, dried over MgSO₄, filtered and concentrated in vacuo. The residue is purified by FC (H:EE 100:0 to 70:30), affording the title compound as a white powder (365 mg, 35%). LC-MS A: t_R = 0.67min, no ionization.

A.2.128. Methyl 4-(4,4,5,5-tetramethyl-1,3,2-dioxaborolan-2-yl)-2-(2,2,2-trifluoroethoxy)benzoate

[0515] The title compound is prepared according to the procedure described for A.2.3., starting with methyl 4-bromo-2-(2,2,2-trifluoroethoxy)benzoate. LC-MS A: t_R = 0.97 min; [M+H]⁺ = 361.13.

A.2.128.1. Methyl 4-bromo-2-(2,2,2-trifluoroethoxy)benzoate

[0516] A solution of methyl 4-bromo-2-hydroxybenzoate (300 mg, 1.3 mmol) and K₂CO₃ (549 mg, 3.9 mmol) in DMF (6 mL) is treated 1,1,1-trifluoro-2-iodoethane (0.384 mL, 3.9 mmol). The mixture is then stirred at 150°C overnight, cooled to RT and treated with water, extracted with DCM, and concentrated affording the crude title compound as an orange solid (186 mg, 46%). LC-MS A: t_R = 0.91min, no ionization.

A.2.129.3-(2-Ethoxy-4-(4,4,5,5-tetramethyl-1,3,2-dioxaborolan-2-yl)phenyl)-[1,2,4]oxadiazol-5(4H)-one

[0517] The title compound is prepared according to the procedure described for A.2.3., starting with 3-(4-bromo-2-ethoxyphenyl)-[1,2,4]oxadiazol-5(4H)-one. LC-MS A: t_R = 0.89 min; [M+H]⁺ = 333.06.

A.2.129.1. 3-(4-Bromo-2-ethoxyphenyl)-[1,2,4]oxadiazol-5(4H)-one

[0518] The solution of (Z)-4-bromo-2-ethoxy-N'-hydroxybenzimidamide (1.395 g, 5.38 mmol), 1,1'-carbonyldiimidazole (1.31 g, 8.08 mmol) and 1,8-diazabicyclo[5.4.0]undec-7-ene (1.23 mL, 8.08 mmol) in dioxane (20 mL) is stirred at 90 °C for 4h30min. Once at rt, the product precipitated upon addition of HCl 1M. Dioxane is partially evaporated via N₂ stream prior to filtering off the solid under vacuum, washing with water. The title compound is obtained as a white solid (1.375 g, 90%). LC-MS A: t_R = 0.81min, [M+MeCN]⁺ = 325.89.

A.2.129.2. (Z)-4-Bromo-2-ethoxy-N'-hydroxybenzimidamide

[0519] A suspension of 4-bromo-2-ethoxybenzonitrile (1.50 g, 6.5 mmol), hydroxylamine hydrochloride (913 mg, 13 mmol) and NaHCO₃ (1.365 g, 16.3 mmol) in water (1.32 mL) and EtOH (26.6 mL) is stirred in a sealed tube at 90 °C for 3h. Once at RT, the product precipitated from the rxn mix upon addition of water. The solid is filtered off under high vacuum, washing with water and some Et₂O. A first crop of pure title compound (947mg) was thus obtained as white solid. The filtrate is extracted with AcOEt. The organic layer is then washed twice with brine, dried over MgSO₄, filtered and concentrated. The residue is purified by FC (hept/AcOEt 5:5) to yield another crop of the pure title compound as a white solid (448 mg), merged with the first batch from precipitation. The title compound is obtained as a white solid (1.395 g, 83%). LC-MS A: t_R = 0.53min, [M+H]⁺ = 259.03.

A.2.130.2-(3-Ethoxy-5-(4,4,5,5-tetramethyl-1,3,2-dioxaborolan-2-yl)thiophen-2-yl)acetic acid

[0520] The title compound is prepared according to the procedure described for A.2.3., starting with 2-(5-bromo-3-ethoxythiophen-2-yl)acetic acid. LC-MS A: t_R = 0.89 min; [M+H]⁺ = 333.06.

A.2.130.1. 2-(5-Bromo-3-ethoxythiophen-2-yl)acetic acid

[0521] To a solution of 2-(3-ethoxythiophen-2-yl)acetic acid (205 mg, 1.1 mmol) in DMF (3 mL) is added portionwise N-bromosuccinimide (237 mg, 1.32 mmol). The mixture is stirred at 70°C overnight. N-Bromosuccinimide (237 mg, 1.32 mmol) is added and the mixture is stirred at 80°C for 2h, then cooled to RT. The mixture is treated with 1N HCl (5mL) and extracted with EtOAc. The organic layer is dried over MgSO₄ and concentrated. The residue is purified by FC (Hept/DCM 1:0 to 0:1), affording the title compound as a brown oil (0.195 g, 67%). LC-MS E: t_R = 0.47min, [M-H]⁺ = 262.95.

A.2.130.2. 2-(3-Ethoxythiophen-2-yl)acetic acid

[0522] Sodium (65.2 mg, 2.84 mmol) is carefully added at 0°C into EtOH (3.76 mL, 64.5 mmol) under stirring and N₂ atm. Then CuO (51.3 mg, 0.645 mmol) and KI (21.4 mg, 0.129 mmol) are added, followed by 2-(3-bromothiophen-2-

yl)acetic acid (300 mg, 1.29 mmol). The RM is stirred at 120°C for 1h in the microwave, then at 130°C for 1h and at 150°C for 1h. The mixture is poured into HCl 2N (5mL) and extracted with EtOAc. The organic layer is dried over MgSO₄ and concentrated. The crude product is purified by FC (Hept/DCM 1:0 to 0:1), affording the title compound as a brown oil (1.395 g, 83%). LC-MS E: t_R = 0.35min, [M-H]⁺ = 185.10.

A.2.131. 4-(2-Methoxy-4-(4,4,5,5-tetramethyl-1,3,2-dioxaborolan-2-yl)phenyl)-1H-imidazole

[0523] The title compound is prepared according to the procedure described for A.2.3., starting with 4-(4-bromo-2-methoxyphenyl)-1H-imidazole. LC-MS A: t_R = 0.66 min; [M+H]⁺ = 301.19.

A.2.131.1. 4-(4-Bromo-2-methoxyphenyl)-1 H-imidazole

[0524] A mixture of 2-bromo-1-(4-bromo-2-methoxyphenyl)ethan-1-one (2.30 g, 7.47 mmol) in formamide (25 mL, 314 mmol) is stirred at 165°C for 8h, then cooled to RT, diluted with EtOAc and washed with sat. aq. NaHCO₃ and brine. The organic layer is dried over MgSO₄, filtered and concentrated. The residue is purified by FC (Hept->100% AcOEt) to give the product as a sticky beige solid, which is further triturated with some heptane to obtain a beige powder (0.84 g, 44%). LC-MS A: t_R = 0.58min, [M+H]⁺ = 253.09.

A.2.131.2. 2-Bromo-1-(4-bromo-2-methoxyphenyl)ethan-1-one

[0525] A solution of 1-(4-bromo-2-methoxyphenyl)ethan-1-one (3.04 g, 13.3 mmol) and copper(II) bromide (4.50 g, 19.9 mmol) in EtOAc (30 mL) is stirred at 100 °C overnight. Once at RT, the RM is poured onto iced water. The biphasic mixture is filtered, then the pH is adjusted with sat. aq. NaHCO₃ and the phases are separated. The organic layer is washed twice with brine, dried over MgSO₄, filtered and evaporated. The residue is triturated with MeOH, filtered off and dried under vacuum (brown solid, 2.40 g, 59%). LC-MS A: t_R = 0.89min, no ionization.

A.2.132. Methyl 1-ethyl-3-(4,4,5,5-tetramethyl-1,3,2-dioxaborolan-2-yl)-1H-pyrazole-5-carboxylate

[0526] The title compound is prepared according to the procedure described for A.2.3., starting with methyl 1-ethyl-3-(((trifluoromethyl)sulfonyl)oxy)-1H-pyrazole-5-carboxylate. LC-MS A: t_R = 0.54 min; [M+H]⁺ = 199.26 (mass of boronic acid from hydrolysis of boronate on LCMS).

A.2.132.1. Methyl 1-ethyl-3-(((trifluoromethyl)sulfonyl)oxy)-1H-pyrazole-5-carboxylate

[0527] To a solution of methyl 2-ethyl-5-oxo-2,5-dihydro-1H-pyrazole-3-carboxylate (814 mg, 4.54 mmol) and N-phenyl-bis(trifluoromethanesulfonimide) (2153 mg, 5.91 mmol) in DCM (15 mL) at 0°C is added TEA (6.32 mL, 45.4 mmol). The RM is stirred at 0°C during 10min then allowed to warm up to RT and stirred for 1h. The RM is concentrated under reduced pressure, the residue is purified by FC (Hept:EtOAc 1:0 to 9:1), affording the title compound as a colorless liquid (1.061 g, 77%). LC-MS A: t_R = 0.93min, no ionization.

A.2.132.2. Methyl 2-ethyl-5-oxo-2,5-dihydro-1H-pyrazole-3-carboxylate

[0528] To a solution of dimethyl acetylenedicarboxylate (1.75 mL, 14.1 mmol) in toluene (20 mL) and AcOH (20 mL) at 0°C is added ethylhydrazine oxalate (2.00 g, 12.8 mmol). The RM is stirred at RT for 1 hour, then refluxed for 4h, and cooled to RT. It is concentrated in vacuo, partitioned between EtOAc and sat. NaHCO₃. The organic layer is washed with NaHCO₃ sat and brine, dried over MgSO₄, filtered and concentrated in vacuo, yielding the title compound as a yellow paste (863mg, 40%). LC-MS A: t_R = 0.57min, [M+H]⁺ = 171.03.

A.2.133.5-(2-Methoxy-4-(4,4,5,5-tetramethyl-1,3,2-dioxaborolan-2-yl)phenyl)isoxazol-3-ol

[0529] Butyllithium (1.6M in hexane, 1.1 mL, 1.76 mmol) is added dropwise, at -78 °C under nitrogen, to a stirred solution of 5-(4-bromo-2-methoxyphenyl)isoxazol-3-ol (158 mg, 0.585 mmol) in dry THF (4 mL). The RM is stirred at -78 °C for 25 min, then isopropoxyboronic acid, pinacol ester (0.418 mL, 2.05 mmol) is added dropwise and the RM is stirred at -78 °C for 45min then at RT for 40min. The RM is quenched with sat. aq. NH₄Cl and extracted with EtOAc. The organic layer is washed twice with brine, dried over MgSO₄, filtered and concentrated. The residue is purified by FC (Hept->Hept/EtOAc 9:1 to 8:2) to afford the expected product as a white solid (42 mg, 23%). LC-MS A: t_R = 0.86 min; [M+H]⁺ = 318.14.

A.2.133.1. 5-(4-Bromo-2-methoxyphenyl)isoxazol-3-ol

[0530] HCl conc. (6.8 mL) is added dropwise at RT to a stirred suspension of 3-(4-bromo-2-methoxyphenyl)-3-oxo-N-((tetrahydro-2H-pyran-2-yl)oxy)propanamide (284 mg, 0.763 mmol) in MeOH (1.7 mL). The RM is stirred at rt for 30min. Water (4 mL) is added and the precipitate is filtered off, washing with 1.2mL water to afford the expected product as a white solid (169mg, 82%) LC-MS A: t_R = 0.79min, [M+H]⁺ = 271.99.

A.2.133.2. 3-(4-Bromo-2-methoxyphenyl)-3-oxo-N-((tetrahydro-2H-pyran-2-yl)oxy)propanamide

[0531] To a solution of ethyl 3-(4-bromo-2-methoxyphenyl)-3-oxopropanoate (971 mg, 1.33 mmol) in dry NMP (15.7 mL) are sequentially added 0-((tetrahydro-2H-pyran-2-yl)hydroxylamine (512 mg, 4.19 mmol) and DMAP (433 mg, 3.55 mmol) at RT. The RM is heated to 115°C and stirred overnight, then cooled to RT. The mixture is partitioned between 40mL HCl 0.5M (pH 2) and 40mL EtOAc. The organic layer is washed three times with 40ml NaCl sat. The aqueous layer is reextracted with 40ml EA. The organic layers are combined, dried over MgSO₄, filtered and concentrated. The residue is purified by FC (Hept-EtOAc), affording the title compound as a white solid (301mg, 25%). LC-MS A: t_R = 0.76min, [M+H]⁺ = 373.98.

A.2.133.3. Ethyl 3-(4-bromo-2-methoxyphenyl)-3-oxopropanoate

[0532] 1-(4-bromo-2-methoxyphenyl)ethanone (1.00 g, 4.37 mmol) is dissolved in diethyl carbonate (5.6 mL, 46.2 mmol). NaH (66% suspension in oil, 384 mg, 9.6 mmol) is added carefully. The RM is stirred overnight at RT. Water is added carefully and the mixture is extracted two times with EtOAc. The organic layers are washed with water, brine, dried over MgSO₄, filtered and concentrated. The residue is purified by FC (Hept-EtOAc), affording the title compound as a light yellow oil (933mg, 71%). LC-MS A: t_R = 0.87min, [M+H]⁺ = 303.01

A.2.134. 1,5-Dimethyl-4-(4-(4,4,5,5-tetramethyl-1,3,2-dioxaborolan-2-yl)phenyl)-1H-imidazole

[0533] The title compound is prepared according to the procedure described for A.2.3., starting with 4-(4-bromophenyl)-1,5-dimethyl-1H-imidazole. LC-MS A: t_R = 0.68 min; [M+H]⁺ = 299.19.

A.2.134.1. 4-(4-Bromophenyl)-1,5-dimethyl-1H-imidazole

[0534] NaH (60% suspension in oil, 25.3 mg, 0.633 mmol) is added at 0 °C, under nitrogen, to a stirred solution of 5-methyl-4-(4-(4,4,5,5-tetramethyl-1,3,2-dioxaborolan-2-yl)phenyl)-1H-imidazole (100 mg, 0.422 mmol) in DMF (2 mL). The RM is stirred at 0 °C for 15min, then iodomethane (0.032 mL, 0.506 mmol) is added and the RM is stirred at RT for 2h. It is quenched with sat. aq. NH₄Cl and extracted with AcOEt. The organic layer is washed twice with brine, dried over MgSO₄, filtered and concentrated to afford the title compound (4:1 ratio of regio-isomers) as a beige solid (99 mg, 93%). LC-MS A: t_R = 0.58min, [M+H]⁺ = 251.10.

A.2.135.3-(5-(4,4,5,5-Tetramethyl-1,3,2-dioxaborolan-2-yl)thiophen-2-yl)oxetan-3-ol

[0535] The title compound is prepared according to the procedure described for A.2.1., starting with 3-(thiophen-2-yl)oxetan-3-ol. LC-MS A: t_R = 0.75 min; no ionization.

A.2.135.1. 3-(Thiophen-2-yl)oxetan-3-ol

[0536] To a solution of 2-bromothiophene (0.0594 mL, 0.601 mmol) in Et₂O (2.1 mL) cooled at -78°C is added butyllithium (1.6M in hexane, 0.45 mL, 0.721 mmol). The RM is stirred at -78°C for 1h, then 3-oxetanone (0.0533 mL, 0.902 mmol) in Et₂O (0.7 mL) is added dropwise and the RM is stirred at -78°C and allowed to warm up to RT and stirred for 2h. The solution is diluted with water, the aqueous layer is extracted three times with EtOAc and the combined organic layers are dried over MgSO₄, filtered and concentrated under reduced pressure. The residue is purified with FC (Hept to Hept/EtOAc 8:2) to give the title compound as a colorless oil (62 mg, 66%). LC-MS A: t_R = 0.49min, no ionization

A.2.136.3-(3-Methoxy-5-(4,4,5,5-tetramethyl-1,3,2-dioxaborolan-2-yl)thiophen-2-yl)oxetan-3-ol

[0537] The title compound is prepared according to the procedure described for A.2.1., starting with 3-(3-methoxythiophen-2-yl)oxetan-3-ol. LC-MS A: t_R = 0.78 min; [M-H₂O]⁺ = 295.12.

A.2.136.1. 3-(3-Methoxythiophen-2-yl)oxetan-3-ol

[0538] To a stirred solution of 3-methoxythiophene (1.00 g, 8.58 mmol) and N,N,N',N'-tetramethylethylenediamine (1.55 mL, 10.3 mmol) in Et₂O (30 mL) is added butyllithium (1.6M in Hexane, 6.4 mL, 10.3 mmol) dropwise at 0°C. The RM is stirred at RT for 30 min, then 3-oxetanone (0.761 mL, 12.9 mmol) is added dropwise and the RM is stirred at RT for 35min, then diluted with water, the aqueous layer is extracted three times with EtOAc and the combined organic layers are dried over MgSO₄, filtered and concentrated under reduced pressure. The residue is purified by FC (Hept to Hept/EtOAc 8:2) to give the title compound as a light-yellow oil (1-123 g, 70%). LC-MS A: t_R = 0.53 min; [M-H₂O]⁺ = 169.04.

A.2.137. 2-(5-(3-Methoxyoxetan-3-yl)thiophen-2-yl)-4,4,5,5-tetramethyl-1,3,2-dioxaborolane

[0539] The title compound is prepared according to the procedure described for A.2.1., starting with 3-methoxy-3-(thiophen-2-yl)oxetane. LC-MS A: t_R = 0.88 min; no ionization.

A.2.137.1. 3-Methoxy-3-(thiophen-2-yl)oxetane

[0540] To a solution of 3-(thiophen-2-yl)oxetan-3-ol (A.2.135.1) (242 mg, 1.55 mmol) in DMF (12.1 mL) at 0 °C is added NaH (60% dispersion in mineral oil, 0.062 mg, 1.86 mmol) and the RM is stirred for 1h at 0°C. Iodomethane (0.145 mL, 2.32 mmol) is added and the RM is stirred and monitored by LCMS/TLC until complete. EtOAc is added and the RM is washed with NaHCO₃ solution. The organic layer is dried, filtered and concentrated under reduced pressure. The residue is purified by FC (Hept to Hept/EtOAc 9:1) to give the title compound as a colorless oil (187 mg, 71%). LC-MS A: t_R = 0.67 min; no ionization.

[0541] Following the procedure described for the synthesis of A.2.3. described above, the following boronic acid derivatives are synthesized, starting from the corresponding commercially available halides (see table 7).

Table 7: Boronic acid derivatives A.2.138. -A.2.144.

No.	Compound	t _R [min] (LC-MS)	MS Data m/z [M+H] ⁺
A. 2.138.	3-Methoxy-6-(4,4,5,5-tetramethyl-1,3,2-dioxaborolan-2-yl)-1H-indazole	0.86 (A)	275.21
A. 2.139.	1-Methyl-7-(4,4,5,5-tetramethyl-1,3,2-dioxaborolan-2-yl)-3,4-dihydroquinazolin-2(1H)-one	0.80 (A)	289.18
A. 2.140.	2-Methyl-6-(4,4,5,5-tetramethyl-1,3,2-dioxaborolan-2-yl)-1,2-dihydro-3H-indazol-3-one	0.76 (A)	275.23
A. 2.141.	1-Methyl-6-(4,4,5,5-tetramethyl-1,3,2-dioxaborolan-2-yl)-1,2-dihydro-3H-indazol-3-one	0.77 (A)	275.27
A. 2.142.	3-(Ethylthio)-5-(4,4,5,5-tetramethyl-1,3,2-dioxaborolan-2-yl)benzoic acid	0.42 (E)	307.15
A. 2.143.	5-(4-(4,4,5,5-Tetramethyl-1,3,2-dioxaborolan-2-yl)phenyl)-1H-[1,2,3]triazole	0.80 (A)	272.26
A. 2.144.	3-(2-Ethoxy-4-(4,4,5,5-tetramethyl-1,3,2-dioxaborolan-2-yl)phenyl)propanoic acid	0.87 (A)	321.18

A.2.145. Ethyl 2-(3-oxo-6-(4,4,5,5-tetramethyl-1,3,2-dioxaborolan-2-yl)-2,3-dihydro-1 H-indazol-1-yl)acetate

[0542] The title compound is prepared according to the procedure described for A.2.3., starting with 3-(3-bromo-5-ethoxyphenoxy)propanoic acid. LC-MS E: t_R = 0.49 min; [M-H]⁺ = 335.14.

A.2.145.1. 3-(3-Bromo-5-ethoxyphenoxy)propanoic acid

[0543] To a mixture of 6-bromo-1,2-dihydro-3H-indazol-3-one (1.00 g, 4.69 mmol), potassium carbonate (1.97 g, 14.1 mmol) and DMF (16 mL) is added ethyl bromoacetate (0.557 mL, 4.69 mmol). The RM is stirred at RT for 60 h. The RM is poured into water (260 mL), acidified with HCl 2N and extracted twice with EtOAc. The combined organic layers are dried over MgSO₄ and concentrated under reduced pressure. The residue is triturated in DCM to afford a white precipitate

corresponding to unreacted 6-bromo-1,2-dihydro-3H-indazol-3-one and the filtrate is further purified by FC (heptane/AcOEt 6:4) to afford the expected product as a white solid (744 mg, 26%). LC-MS A: t_R = 0.74 min; $[M+H]^+$ = 300.91.

A.2.146.3-(3-Ethoxy-5-(4,4,5,5-tetramethyl-1,3,2-dioxaborolan-2-yl)phenoxy)propanoic acid

[0544] The title compound is prepared according to the procedure described for A.2.3., starting with 3-(4-bromo-3-ethoxyphenoxy)propanoic acid. LC-MS A: t_R = 0.81 min; $[M+H]^+$ = 337.17.

A.2.146.1. 3-(4-Bromo-3-ethoxyphenoxy)propanoic acid

[0545] A microwave vial is charged with 3-bromo-5-ethoxyphenol (600 mg, 2.76 mmol), H₂O (2 mL), NaOH 32% (0.615 mL, 6.63 mmol) and 3-chloropropionic acid (337 mg, 3.04 mmol). It is sealed and irradiated at 120°C, for 15min at high energy level. The RM is diluted in water and pH is decreased to pH9 with HCl 2N then is extracted twice with EtOAc. The basic aqueous layer is then acidified to pH2 and extracted twice with EtOAc: the combined organic extracts are washed with water, brine, dried over MgSO₄, filtered and evaporated to dryness, yielding the title compound as an orange solid (187 mg, 23%). LC-MS E: t_R = 0.51 min; $[M-H]^+$ = 287.05.

A.2.147.3-(2-Ethoxy-5-(4,4,5,5-tetramethyl-1,3,2-dioxaborolan-2-yl)phenoxy)propanoic acid

[0546] The title compound is prepared according to the procedure described for A.2.3., starting with 3-(4-bromo-2-ethoxyphenoxy)propanoic acid. LC-MS E: t_R = 0.45 min; $[M-H]^+$ = 335.18.

A.2.147.1. 3-(4-Bromo-2-ethoxyphenoxy)propanoic acid

[0547] The title compound is prepared according to the procedure described for A.2.146.1., starting with (4-bromo-2-ethoxyphenol. LC-MS E: t_R = 0.48 min; $[M-H]^+$ = 287.01.

A.2.148.2-Ethoxy-3-fluoro-4-(4,4,5,5-tetramethyl-1,3,2-dioxaborolan-2-yl)benzoic acid

[0548] Ethyl 2-ethoxy-3-fluoro-4-(4,4,5,5-tetramethyl-1,3,2-dioxaborolan-2-yl)benzoate (960 mg, 2.38 mmol) is dissolved in MeOH/THF (1:1) (10 mL). NaOH 10% (4.77 mL, 11.9 mmol) is added and the RM is stirred at RT for 4h, treated with HCl 2N to reach acidic pH (<2) and extracted with EtOAc. The resulting organic phase is dried over MgSO₄ and concentrated, to afford the title compound as a yellow solid (735 mg, 99%). LC-MS A: t_R = 0.91 min; $[M+MeCN]^+$ = 352.2.

A.2.148.1. Ethyl 2-ethoxy-3-fluoro-4-(4,4,5,5-tetramethyl-1,3,2-dioxaborolan-2-yl)benzoate

[0549] The title compound is prepared according to the procedure described for A.2.3, starting with ethyl 4-bromo-2-ethoxy-3-fluorobenzoate. LC-MS A: t_R = 1.10 min; $[M+H]^+$ = 339.26

A.2.148.2. Ethyl 4-bromo-2-ethoxy-3-fluorobenzoate

[0550] To a solution of 4-bromo-3-fluoro-2-hydroxybenzoic acid (750 mg, 3.1 mmol) and K₂CO₃ (1.07 g, 7.74 mmol) in DMF (6 mL), is added ethyl iodide (0.508 mL, 6.35 mmol). The reaction is stirred for 60h at RT. It is partitioned between DCM and brine. The aqueous layer is re-extracted with DCM, the combined organics are washed with brine then dried (MgSO₄), and concentrated under reduced pressure to afford the title compound as a dark orange oil. LC-MS A: t_R = 1.03 min; $[M+H]^+$ = 291.01

A.2.149. 2-Ethoxy-4-(4,4,5,5-tetramethyl-1,3,2-dioxaborolan-2-yl)benzenesulfonamide

[0551] The title compound is prepared according to the procedure described for A.2.3., starting with 4-bromo-2-ethoxybenzenesulfonamide. LC-MS A: t_R = 0.90 min; $[M+H]^+$ = 328.26.

A.2.149.1. 4-Bromo-2-ethoxybenzenesulfonamide

[0552] Sodium ethoxide (0.546 mL, 6.61 mmol) is dissolved in DMF (11 mL.). 4-Bromo-2-fluorobenzenesulphonamide (1.20 g, 4.72 mmol) in DMF (5 mL) is added dropwise. The RM is stirred at RT for 1h, then the temperature is raised to 60 °C for 2h. Sodium ethoxide (0.39 mL, 4.72 mmol) is added and the RM is stirred for another hour. The RM is partitioned between EtOAc and water. The organic phase is washed with water and brine, dried over MgSO₄, filtered

and evaporated under reduced pressure. The crude is purified by FC (H/EtOAc from 0:100 to 50:50), to afford the title compound as a white powder (841 mg, 64%). LC-MS A: t_R = 0.78 min; no ionization.

A.2.150. 5-(2-Ethoxy-4-(4,4,5,5-tetramethyl-1,3,2-dioxaborolan-2-yl)phenyl)-1H-[1,2,3]triazole

[0553] Azidotrimethylsilane (0.136 mL, 0.97 mmol) is added to a solution of copper(I) iodide (6.22 mg, 0.0323 mmol) and 2-(3-ethoxy-4-ethynylphenyl)-4,4,5,5-tetramethyl-1,3,2-dioxaborolane (176 mg, 0.647 mmol) in DMF/MeOH (9:1) (2 mL) under Ar in a MW vial. The RM is stirred at 130 °C for 20 min in the microwave, then cooled to RT and filtered through a 0.45 µm Whatman filter and concentrated. The residue is purified by FC (Hept/EtOAc, 1:0 to 7:3) to afford the title compound as a yellow solid. LC-MS A: t_R = 0.97 min; $[M+H]^+$ = 316.32.

A.2.150.1. 2-(3-Ethoxy-4-ethynylphenyl)-4,4,5,5-tetramethyl-1,3,2-dioxaborolane

[0554] Dimethyl (1-diazo-2-oxopropyl)phosphonate (10% solution in MeCN, 4.67 mL, 2.06 mmol) is added at RT to a solution of 2-ethoxy-4-(tetramethyl-1,3,2-dioxaborolan-2-yl)benzaldehyde (500 mg, 1.72 mmol) and K₂CO₃ (475 mg, 3.44 mmol) in MeOH (7 mL) and the RM is stirred at 50 °C for 2 days. The RM is concentrated, DCM and water are added. The layers are separated and the aqueous layer extracted with DCM (2x). The combined org. extracts are washed with brine (1x), dried (MgSO₄), filtered and concentrated. The crude is purified by FC (Hept/DCM 0 to 25%) to afford the title compound as a colourless oil (176 mg, 38%). LC-MS A: t_R = 1.09 min; $[M+H]^+$ = 273.36.

A.2.151. Methyl (E)-3-(3-ethoxy-5-(4,4,5,5-tetramethyl-1,3,2-dioxaborolan-2-yl)thiophen-2-yl)acrylate

[0555] The title compound is prepared according to the procedure described for A.2.1., starting with methyl (E)-3-(3-ethoxythiophen-2-yl)acrylate. LC-MS A: t_R = 1.02 min; $[M+H]^+$ = 339.14.

A.2.151.1. Methyl (E)-3-(3-ethoxythiophen-2-yl)acrylate

[0556] A suspension of 3-ethoxythiophene-2-carbaldehyde (2.90 g, 18.6 mmol), methyl bromoacetate (3.07 mL, 33.4 mmol), and triphenylphosphine (7.305 g, 27.8 mmol) in aq saturated NaHCO₃ (100 mL) is stirred at RT for 5h. THF (30 mL) is added and the RM is stirred overnight at RT. It is then extracted twice with DCM. The combined organic layers are dried over MgSO₄, filtered, and concentrated under vacuum. The crude is purified by FC (Hept/EtOAc 9:1) to afford the title compound as a dark orange oil (2.9 g, 100%). LC-MS A: t_R = 0.69 min; $[M+MeCN]^+$ = 198.26.

A.2.152.3-(3-Ethoxy-5-(4,4,5,5-tetramethyl-1,3,2-dioxaborolan-2-yl)thiophen-2-yl)propanoic acid

[0557] To a solution of methyl (E)-3-(3-ethoxy-5-(4,4,5,5-tetramethyl-1,3,2-dioxaborolan-2-yl)thiophen-2-yl)acrylate [A.2.151.] (250 mg, 0.786 mmol) in MeOH (15 mL) is added Pd/C 5% wet (50 mg). Then the vessel is inertized with N₂ and flushed with H₂. The mixture is placed in a autoclave and it is stirred overnight at RT under 4 Bar of H₂, then for 1d at 50 °C under 4 bar of H₂. After filtration on whatman filter, NaOH 10% (1.18 mL, 11.8 mmol) is added and the RM is stirred for 1h at RT. It is then treated with HCl 2N until pH<1 and extracted twice with EtOAc. The organic layer is dried over MgSO₄ and concentrated, to afford the title compound as a dark yellow oil (287 mg, 74%). LC-MS A: t_R = 0.86 min; $[M+H]^+$ = 327.09.

A.2.153. 3-Ethoxy-4-(4-(4,4,5,5-tetramethyl-1,3,2-dioxaborolan-2-yl)phenyl)cyclobut-3-ene-1,2-dione

[0558] 3-Ethoxy-4-(tributylstannyl)cyclobut-3-ene-1,2-dione (335 mg, 0.807 mmol) and 4-iodophenylboronic acid, pinacol ester (298 mg, 0.904 mmol) are dissolved in DMF (4 mL) with N₂ bubbling for 5 min. Trans-Benzyl(chloro)bis(triphenylphosphine)palladium(II) (36.7 mg, 0.0484 mmol) and CuI (15.4 mg, 0.0807 mmol) are added and the RM is stirred at RT for 3h., then filtered over a microglass filter, concentrated under vacuum and purified by FC (H:EtOAc 100:0 to 80:20) to obtain the title compound as a yellow solid (127 mg, 48%). LC-MS A: t_R = 0.97 min; $[M+MeCN]^+$ = 370.07.

A.2.154. Ethyl 2-(2-ethoxy-4-(4,4,5,5-tetramethyl-1,3,2-dioxaborolan-2-yl)phenyl)-2-oxoacetate

[0559] The title compound is prepared according to the procedure described for A.2.3., starting with ethyl 2-(4-bromo-2-ethoxyphenyl)-2-oxoacetate. LC-MS A: t_R = 0.98 min; $[M+H]^+$ = 349.19.

A.2.154.1. Ethyl 2-(4-bromo-2-ethoxyphenyl)-2-oxoacetate

[0560] To a solution of 2-(4-bromo-2-hydroxyphenyl)-2-oxoacetic acid (1.00 g, 3.88 mmol) and K₂CO₃ (1.605 g, 11.6 mmol) in DMF (10 mL) is added iodethane (0.799 mL, 9.69 mmol) and the RM is stirred at 50°C for 2 d. K₂CO₃ (1.605 g, 11.6 mmol) and iodethane (0.799 mL, 9.69 mmol) are added and the RM is stirred at 60°C for 20h. The RM is filtered, rinsed with DCM and concentrated under reduced. The residue is purified by FC (Hept/EtOAc 1:0 to 4:1) to afford the title compound as a beige solid (0.921 g, 79%). LC-MS A: t_R = 0.92 min; [M+H]⁺ = 303.03.

A.2.155. Methyl 3-(3-isopropoxy-5-(4,4,5,5-tetramethyl-1,3,2-dioxaborolan-2-yl)thiophen-2-yl)propanoate

[0561] In a dry 20 mL microwave vial under argon are added methyl 3-(3-isopropoxythiophen-2-yl)propanoate (476 mg, 1.88 mmol), bis(pinacolato)diboron (389 mg, 1.5 mmol), (1,5-cyclooctadiene)(methoxy)iridium(I) dimer (62.2 mg, 0.0938 mmol), 4,4'-di-tert-butyl-2,2'-dipyridyl (40.3 mg, 0.15 mmol) in cyclohexane (15 mL) and the RM is heated at 125°C for 15 min in the microwave. The mixture is washed with HCl 2N, filtered on a 0.45µm whatman filter, rinsed with DCM and concentrated. Purification by FC (Hept/EtOAc 1:0 to 4:1) affords the title compound as a colourless oil (518 mg, 78%). LC-MS A: t_R = 1.10 min; [M+H]⁺ = 355.22.

A.2.155.1. Methyl 3-(3-isopropoxythiophen-2-yl)propanoate

[0562] To a solution of methyl (E)-3-(3-isopropoxythiophen-2-yl)acrylate (870 mg, 3.84 mmol) in EtOH (30 mL) is added Pd/C 10% wet (200 mg). Then the vessel is inertized with N₂ and flushed with H₂. The mixture is stirred under 5 Bar of H₂. The mixture is filtered on Whatman 0.45µm, rinsed and concentrated, to afford the title compound as an orange oil (2.9 g, 100%). LC-MS A: t_R = 0.95 min; [M+H]⁺ = 229.26.

A.2.155.2. Methyl (E)-3-(3-isopropoxythiophen-2-yl)acrylate

[0563] The title compound is prepared according to the procedure described for A.2.151.1., starting with 3-isopropoxythiophene-2-carbaldehyde. LC-MS A: t_R = 1.02 min; [M+H]⁺ = 339.14.. LC-MS A: t_R = 0.89 min; [M+H]⁺ = 227.18.

A.2.156. Ethyl 3-ethoxy-5-(4,4,5,5-tetramethyl-1,3,2-dioxaborolan-2-yl)-1H-pyrrole-2-carboxylate

[0564] The title compound is prepared according to the procedure described for A.2.155., starting with ethyl 3-ethoxy-1H-pyrrole-2-carboxylate. LC-MS A: t_R = 0.87 min; [M+H]⁺ = 310.28.

A.2.157. Methyl 3-(N-ethyl-2,2,2-trifluoroacetamido)-5-(4,4,5,5-tetramethyl-1,3,2-dioxaborolan-2-yl)thiophene-2-carboxylate

[0565] The title compound is prepared according to the procedure described for A.2.155., starting with methyl 3-(N-ethyl-2,2,2-trifluoroacetamido)thiophene-2-carboxylate. LC-MS A: t_R = 0.73 min; no ionization.

A.2.157.1. Methyl 3-(N-ethyl-2,2,2-trifluoroacetamido)thiophene-2-carboxylate

[0566] To a solution of methyl 3-(2,2,2-trifluoroacetamido)thiophene-2-carboxylate (330 mg, 1.3 mmol) in DMF (5 mL) are added K₂CO₃ (450 mg, 1.95 mmol) and iodoethane (0.159 mL, 1.95 mmol). The RM is stirred overnight at RT. It is then quenched with water and extracted with DCM. The organic layer is washed twice with brine, dried over MgSO₄ and concentrated. The residue is purified by FC (Hept/EtOAc 0 to 15%) to afford the title compound as an orange solid (510 mg, 100%). LC-MS A: t_R = 0.83 min; [M+MeCN]⁺ = 323.00.

B- Preparation of examples**General procedure A: Suzuki coupling with Pd(PPh₃)₄**

[0567] A mixture of the respective pyrimidine halide derivative (II) (0.15 mmol), the respective boronic acid derivative (III) (0.18 mmol), and K₂CO₃ 2M (0.3 mL, 0.6 mmol) in ethanol (3 mL) is purged with argon, tetrakis-(triphenylphosphine)-palladium (0.0075 mmol) is added, and the RM is heated at 90°C overnight. Alternatively, the reaction can be performed in a microwave apparatus, at 120°C for 15 - 30 min. The RM is filtered through a 0.45 µm Glass MicroFiber filter, washed with EtOH/MeCN and DMF. The filtrate is purified either by preparative HPLC or FC. Alternatively, it is diluted with water, if needed the pH is adjusted, and extracted with EtOAc (3x). The combined organic extracts are dried

(MgSO₄) and concentrated under reduced pressure. The residue is purified by preparative HPLC or by FC.

General procedure B: Suzuki coupling with Pd(PPh₃)₄ followed by ester hydrolysis

[0568] A mixture of the respective pyrimidine halide derivative (II) (0.15 mmol), the respective boronic acid derivative (III) (0.18 mmol), and K₂CO₃ 2M (0.3 mL, 0.6 mmol) in EtOH (3 mL) is purged with argon, Pd(PPh₃)₄ (0.0075 mmol) is added, and the RM is heated at 90°C overnight. Alternatively, the reaction can be performed in a microwave apparatus, at 120°C for 15 - 30 min. NaOH (32% solution, 0.5 mL) is added, and the RM is stirred at RT for 2 - 20h or at 90°C for 0.5 - 20h. It is then filtered through a 0.45 µm Glass MicroFiber filter, washed with EtOH and water. The filtrate is either purified directly by preparative HPLC or diluted with 1N HCl, and extracted 3x with EtOAc. The combined organic extracts are dried (MgSO₄) and concentrated under reduced pressure. The residue is purified by preparative HPLC or by FC.

General procedure C: Suzuki coupling with PdCl₂(dppf) followed by ester hydrolysis

[0569] A mixture of the respective pyrimidine halide derivative (II) (0.15 mmol), the respective boronic acid derivative (III) (0.18 - 0.3 mmol), and Cs₂CO₃ (0.75 mmol) in THF (4 mL) and water (0.5 mL) is purged with argon, [1,1'-bis(diphenylphosphino)ferrocene]dichloropalladium(II) complex with DCM (0.015 mmol) is added, and the RM is heated at 80°C overnight. NaOH (32% solution, 0.5 mL) is added, and the RM is stirred at 80°C for 2 h. It is then filtered through a 0.45 µm Glass MicroFiber filter, washed with EtOH and water. The filtrate is either purified directly by preparative HPLC or diluted with 1N HCl, and extracted 3x with EtOAc. The combined organic extracts are dried (MgSO₄) and concentrated under reduced pressure. The residue is purified by preparative HPLC or by FC.

[0570] Compounds of Examples 1 - 745 listed in Table 8 below are prepared by applying either one of the above-mentioned procedures A, B or C to the pyrimidine halide derivatives A.1.1. - A.1.67. coupled with commercially available boronic acid derivatives or with boronic acid derivatives A.2.1. - A.2.97.

Table 8: Examples 1 - 745

Ex.	Compound	t _R [min] (LC-MS)	MS Data m/z [M+H] ⁺
1	[6-(4-Amino-phenyl)-pyrimidin-4-yl]-[2-(7-fluoro-2,4-dimethyl-indol-1-yl)-ethyl]-amine	0.73 (C)	376.3
2	[2-(7-Fluoro-4-methoxy-2-methyl-indol-1-yl)-ethyl]-[6-(2-methoxy-thiazol-4-yl)-pyrimidin-4-yl]-amine	1.07 (C)	414.3
3	[2-(7-Fluoro-4-methoxy-2-methyl-indol-1-yl)-ethyl]-[6-(2-methoxy-thiazol-5-yl)-pyrimidin-4-yl]-amine	0.95 (C)	414.3
4	[6-(4-Amino-phenyl)-pyrimidin-4-yl]-[2-(7-fluoro-4-methoxy-2-methyl-indol-1-yl)-ethyl]-amine	0.67 (C)	392.3
5	3-Chloro-5-{6-[2-(2-methyl-indol-1-yl)-ethylamino]-pyrimidin-4-yl}-thiophene-2-carboxylic acid (*1)	1.13 (C)	413.2
6	3-Ethyl-5-{6-[2-(2-methyl-indol-1-yl)-ethylamino]-pyrimidin-4-yl}-thiophene-2-carboxylic acid (*1)	1.11 (C)	407.3
7	[2-(6-Fluoro-2,4-dimethyl-indol-1-yl)-ethyl]-[6-(1H-indazol-6-yl)-pyrimidin-4-yl]-amine	0.83 (C)	401.3
8	[6-(1H-Benzimidazol-5-yl)-pyrimidin-4-yl]-[2-(4-methoxy-2-methyl-indol-1-yl)-ethyl]-amine	0.56 (C)	399.3
9	[6-(2,3-Dihydro-1H-indol-5-yl)-pyrimidin-4-yl]-[2-(6-fluoro-2,4-dimethyl-indol-1-yl)-ethyl]-amine	0.77 (C)	402.4
10	[2-(6-Fluoro-2,4-dimethyl-indol-1-yl)-ethyl]-[6-(1H-indol-6-yl)-pyrimidin-4-yl]-amine	0.83 (C)	400.3
11	[6-(2,3-Dihydro-1H-indol-5-yl)-pyrimidin-4-yl]-[2-(7-fluoro-2,4-dimethyl-indol-1-yl)-ethyl]-amine	0.78 (C)	402.4
12	[6-(2,3-Dihydro-1H-indol-5-yl)-pyrimidin-4-yl]-[2-(4-methoxy-2-methyl-indol-1-yl)-ethyl]-amine	0.68 (C)	400.4

(continued)

Ex.	Compound	t _R [min] (LC-MS)	MS Data m/z [M+H] ⁺
13	(4-{6-[2-(4-Methoxy-2-methyl-indol-1-yl)-ethylamino]-pyrimidin-4-yl}-2-methylphenyl)-methanol	0.68 (C)	403.4
14	3-Chloro-5-{6-[2-(4-chloro-7-fluoro-2-methyl-indol-1-yl)-ethylamino]-pyrimidin-4-yl}-thiophene-2-carboxylic acid	1.25 (C)	465.2
15	4-{6-[2-(7-Fluoro-2,4-dimethyl-indol-1-yl)-ethylamino]-pyrimidin-4-yl}-benzoic acid	0.72 (A)	404.95
16	(2-Chloro-4-{6-[2-(4-methoxy-2-methyl-indol-1-yl)-ethylamino]-pyrimidin-4-yl}-phenyl)-methanol	0.82 (C)	423.3
17	(2-Fluoro-4-{6-[2-(4-methoxy-2-methyl-indol-1-yl)-ethylamino]-pyrimidin-4-yl}-phenyl)-methanol	0.76 (C)	407.3
18	3-Chloro-5-{6-[2-(7-fluoro-2,4-dimethyl-indol-1-yl)-ethylamino]-pyrimidin-4-yl}-thiophene-2-carboxylic acid	0.88 (A)	445.0
19	3-Chloro-5-{6-[2-(6-fluoro-2,4-dimethyl-indol-1-yl)-ethylamino]-pyrimidin-4-yl}-thiophene-2-carboxylic acid	1.19 (C)	445.3
20	(2-Chloro-4-{6-[2-(7-fluoro-2,4-dimethyl-indol-1-yl)-ethylamino]-pyrimidin-4-yl}-phenyl)-methanol	0.97 (C)	425.3
21	(2-Fluoro-4-{6-[2-(7-fluoro-2,4-dimethyl-indol-1-yl)-ethylamino]-pyrimidin-4-yl}-phenyl)-methanol	0.90 (C)	409.4
22	(4-{6-[2-(7-Fluoro-2,4-dimethyl-indol-1-yl)-ethylamino]-pyrimidin-4-yl}-2-methylphenyl)-methanol	0.80 (C)	405.4
23	3-Chloro-5-{6-[2-(4-methoxy-2-methyl-indol-1-yl)-ethylamino]-pyrimidin-4-yl}-thiophene-2-carboxylic acid	0.81 (A)	443.1
24	[6-(4-Aminomethyl-3-fluoro-phenyl)-pyrimidin-4-yl]-[2-(4-methoxy-2-methyl-indol-1-yl)-ethyl]-amine	0.53 (C)	406.4
25	4-{6-[2-(7-Fluoro-2,4-dimethyl-indol-1-yl)-ethylamino]-pyrimidin-4-yl}-benzamide	0.79 (C)	404.3
26	4-{6-[2-(2,4-Dimethyl-indol-1-yl)-ethylamino]-pyrimidin-4-yl}-2-ethyl-benzoic acid	0.93 (C)	415.4
27	(2-Chloro-4-{6-[2-(7-fluoro-4-methoxy-2-methyl-indol-1-yl)-ethylamino]-pyrimidin-4-yl}-phenyl)-methanol	0.89 (C)	441.3
28	(2-Fluoro-4-{6-[2-(7-fluoro-4-methoxy-2-methyl-indol-1-yl)-ethylamino]-pyrimidin-4-yl}-phenyl)-methanol	0.82 (C)	425.3
29	2-Chloro-4-{6-[2-(7-fluoro-2,4-dimethyl-indol-1-yl)-ethylamino]-pyrimidin-4-yl}-benzoic acid	1.04 (C)	439.3
30	(4-{6-[2-(7-Fluoro-2,4-dimethyl-indol-1-yl)-ethylamino]-pyrimidin-4-yl}-2-methoxyphenyl)-methanol	0.81 (C)	421.4
31	4-{6-[2-(7-Fluoro-2,4-dimethyl-indol-1-yl)-ethylamino]-pyrimidin-4-yl}-2-methylbenzoic acid	0.93 (C)	419.4
32	(4-{6-[2-(7-Fluoro-4-methoxy-2-methyl-indol-1-yl)-ethylamino]-pyrimidin-4-yl}-2-methyl-phenyl)-methanol	0.73 (C)	421.4
33	2-Ethylsulfanyl-4-{6-[2-(2-methyl-indol-1-yl)-ethylamino]-pyrimidin-4-yl}-benzoic acid	0.96 (C)	433.3
34	2,6-Difluoro-4-{6-[2-(7-fluoro-4-methoxy-2-methyl-indol-1-yl)-ethylamino]-pyrimidin-4-yl}-phenol	0.91 (C)	429.3

(continued)

Ex.	Compound	t _R [min] (LC-MS)	MS Data m/z [M+H] ⁺
35	4-{6-[2-(2,4-Dimethyl-indol-1-yl)-ethylamino]-pyrimidin-4-yl}-2-methoxy-benzoic acid	0.86 (C)	417.3
36	(2-Methoxy-4-{6-[2-(4-methoxy-2-methyl-indol-1-yl)-ethylamino]-pyrimidin-4-yl}-phenyl)-methanol	0.70 (C)	419.4
37	4-{6-[2-(7-Fluoro-2,4-dimethyl-indol-1-yl)-ethylamino]-pyrimidin-4-yl}-benzenesulfonic acid	0.83 (C)	441.3
38	3-Chloro-5-{6-[2-(6-fluoro-4-methoxy-2-methyl-indol-1-yl)-ethylamino]-pyrimidin-4-yl}-thiophene-2-carboxylic acid	1.11 (C)	461.3
39	(4-{6-[2-(4-Methoxy-2-methyl-indol-1-yl)-ethylamino]-pyrimidin-4-yl}-phenyl)-urea	0.60 (C)	417.3
40	(4-{6-[2-(7-Fluoro-2,4-dimethyl-indol-1-yl)-ethylamino]-pyrimidin-4-yl}-phenyl)-urea	0.70 (C)	419.4
41	2-Amino-4-{6-[2-(7-fluoro-2,4-dimethyl-indol-1-yl)-ethylamino]-pyrimidin-4-yl}-benzoic acid	0.84 (C)	420.3
42	4-{6-[2-(7-Fluoro-4-methoxy-2-methyl-indol-1-yl)-ethylamino]-pyrimidin-4-yl}-benzamide	0.72 (C)	420.3
43	5-{6-[2-(2-Cyano-indol-1-yl)-ethylamino]-pyrimidin-4-yl}-3-ethoxy-thiophene-2-carboxylic acid	0.66 (A)	433.9
44	3-Chloro-5-{6-[2-(4,6-dichloro-2-methyl-indol-1-yl)-ethylamino]-pyrimidin-4-yl}-thiophene-2-carboxylic acid (*1)	1.31 (C)	481.2
45	5-{6-[2-(1-Fluoro-2,4-dimethyl-indol-1-yl)-ethylamino]-pyrimidin-4-yl}-3-methylthiophene-2-carboxylic acid (*1)	1.14 (C)	425.3
46	4-{6-[2-(4-Chloro-7-fluoro-2-methyl-indol-1-yl)-ethylamino]-pyrimidin-4-yl}-benzoic acid (*1)	0.97 (C)	425.3
47	3-Fluoro-5-{6-[2-(7-fluoro-2,4-dimethyl-indol-1-yl)-ethylamino]-pyrimidin-4-yl}-thiophene-2-carboxylic acid (*1)	1.16 (C)	429.3
48	3-Fluoro-5-{6-[2-(6-fluoro-2,4-dimethyl-indol-1-yl)-ethylamino]-pyrimidin-4-yl}-thiophene-2-carboxylic acid (*1)	1.14 (C)	429.3
49	3-Fluoro-5-{6-[2-(4-methoxy-2-methyl-indol-1-yl)-ethylamino]-pyrimidin-4-yl}-thiophene-2-carboxylic acid (*1)	1.02 (C)	427.3
50	3-Ethoxy-5-{6-[2-(2-methyl-indol-1-yl)-ethylamino]-pyrimidin-4-yl}-thiophene-2-carboxylic acid (*1)	1.03 (C)	423.3
51	5-{6-[2-(4-Methoxy-2-methyl-indol-1-yl)-ethylamino]-pyrimidin-4-yl}-3-methylthiophene-2-carboxylic acid (*1)	0.99 (C)	423.3
52	[2-(6-Fluoro-2,4-dimethyl-indol-1-yl)-ethyl]-[6-(3-methyl-1H-indazol-6-yl)-pyrimidin-4-yl]-amine	0.86 (C)	415.4
53	[2-(6-Fluoro-2,4-dimethyl-indol-1-yl)-ethyl]-[6-(1-methyl-1H-indazol-6-yl)-pyrimidin-4-yl]-amine	0.91 (C)	415.4
54	[2-(7-Fluoro-2,4-dimethyl-indol-1-yl)-ethyl]-[6-(2-methyl-1H-benzimidazol-5-yl)-pyrimidin-4-yl]-amine	0.64 (C)	415.4
55	[2-(7-Fluoro-2,4-dimethyl-indol-1-yl)-ethyl]-[6-quinoxalin-6-yl-pyrimidin-4-yl]-amine	0.75 (A)	413.20
56	[6-(1H-Benzimidazol-5-yl)-pyrimidin-4-yl]-[2-(7-chloro-4-methoxy-2-methyl-indol-1-yl)-ethyl]-amine	0.67 (C)	433.3

(continued)

Ex.	Compound	t _R [min] (LC-MS)	MS Data m/z [M+H] ⁺
57	[6-(1H-Benzimidazol-5-yl)-pyrimidin-4-yl]-[2-(7-fluoro-4-methoxy-2-methyl-indol-1-yl)-ethyl]-amine	0.61 (C)	417.3
58	[2-(7-Fluoro-4-methoxy-2-methyl-indol-1-yl)-ethyl]-[6-(1H-indazol-6-yl)-pyrimidin-4-yl]-amine	0.76 (C)	417.3
59	[2-(6,7-Difluoro-2,4-dimethyl-indol-1-yl)-ethyl]-[6-(1H-indol-6-yl)-pyrimidin-4-yl]-amine	0.87 (C)	418.4
60	[2-(4-Methoxy-2-methyl-indol-1-yl)-ethyl]-[6-(2-methyl-benzooxazol-6-yl)-pyrimidin-4-yl]-amine	0.80 (C)	414.4
61	5-{6-[2-(6-Fluoro-2,4-dimethyl-indol-1-yl)-ethylamino]-pyrimidin-4-yl}-1,3-dihydroindol-2-one	0.72 (C)	416.3
62	[6-(2,3-Dihydro-1H-indol-5-yl)-pyrimidin-4-yl]-[2-(6-fluoro-4-methoxy-2-methyl-indol-1-yl)-ethyl]-amine	0.72 (C)	418.4
63	[2-(6-Fluoro-4-methoxy-2-methyl-indol-1-yl)-ethyl]-[6-(1H-indol-6-yl)-pyrimidin-4-yl]-amine	0.78 (C)	416.3
64	5-{6-[2-(1-Fluoro-2,4-dimethyl-indol-1-yl)-ethylamino]-pyrimidin-4-yl}-1,3-dihydroindol-2-one	0.73 (C)	416.3
65	5-{6-[2-(1-Fluoro-2,4-dimethyl-indol-1-yl)-ethylamino]-pyrimidin-4-yl}-2,3-dihydroisoindol-1-one	0.81 (C)	414.3
66	[2-(7-Chloro-4-methoxy-2-methyl-indol-1-yl)-ethyl]-[6-(2,3-dihydro-1H-indol-5-yl)-pyrimidin-4-yl]-amine	0.77 (C)	434.3
67	[6-(2,3-Dihydro-1H-indol-5-yl)-pyrimidin-4-yl]-[2-(7-fluoro-4-methoxy-2-methyl-indol-1-yl)-ethyl]-amine	0.72 (C)	418.4
68	[2-(7-Fluoro-4-methoxy-2-methyl-indol-1-yl)-ethyl]-[6-(1H-indol-6-yl)-pyrimidin-4-yl]-amine	0.78 (C)	416.3
69	[2-(6-Fluoro-2,4-dimethyl-indol-1-yl)-ethyl]-{6-[4-(1H-imidazol-4-yl)-phenyl]-pyrimidin-4-yl}-amine	0.63 (C)	427.4
70	[2-(7-Fluoro-2,4-dimethyl-indol-1-yl)-ethyl]-{6-[4-(2H-pyrazol-3-yl)-phenyl]-pyrimidin-4-yl}-amine	0.86 (C)	427.4
71	[2-(1-Fluoro-2,4-dimethyl-indol-1-yl)-ethyl]-{6-[4-(1H-imidazol-2-yl)-phenyl]-pyrimidin-4-yl}-amine	0.65 (C)	427.4
72	[2-(1-Fluoro-2,4-dimethyl-indol-1-yl)-ethyl]-{6-[4-(1H-imidazol-4-yl)-phenyl]-pyrimidin-4-yl}-amine	0.64 (C)	427.4
73	[2-(7-Fluoro-2,4-dimethyl-indol-1-yl)-ethyl]-[6-(4-pyrazol-1-yl-phenyl)-pyrimidin-4-yl]-amine	0.99 (C)	427.4
74	5-{6-[2-(7-Fluoro-4-methoxy-2-methyl-indol-1-yl)-ethylamino]-pyrimidin-4-yl}-1,3-dihydro-2H-benzo[d]imidazol-2-one	0.64 (C)	433.3
75	[2-(4-Methoxy-2-methyl-indol-1-yl)-ethyl]-{6-[4-(2H-pyrazol-3-yl)-phenyl]-pyrimidin-4-yl}-amine	0.74 (C)	425.4
76	{6-[4-(1H-imidazol-2-yl)-phenyl]-pyrimidin-4-yl}-[2-(4-methoxy-2-methyl-indol-1-yl)-ethyl]-amine	0.55 (C)	425.4
77	{6-[4-(1H-imidazol-4-yl)-phenyl]-pyrimidin-4-yl}-[2-(4-methoxy-2-methyl-indol-1-yl)-ethyl]-amine	0.53 (C)	425.4

(continued)

Ex.	Compound	t _R [min] (LC-MS)	MS Data m/z [M+H] ⁺
78	[2-(4-Methoxy-2-methyl-indol-1-yl)-ethyl]-[6-(4-pyrazol-1-yl-phenyl)-pyrimidin-4-yl]-amine	0.85 (C)	425.4
79	[2-(7-Fluoro-2,4-dimethyl-indol-1-yl)-ethyl]-[6-(4-[1,2,4]oxadiazol-5-yl-phenyl)-pyrimidin-4-yl]-amine	0.90 (C)	429.3
80	[2-(7-Chloro-4-methoxy-2-methyl-indol-1-yl)-ethyl]-[6-(2-methyl-1H-benzoimidazol-5-yl)-pyrimidin-4-yl]-amine	0.64 (C)	447.3
81	[2-(7-Fluoro-4-methoxy-2-methyl-indol-1-yl)-ethyl]-[6-(2-methyl-1H-benzoimidazol-5-yl)-pyrimidin-4-yl]-amine	0.59 (C)	431.4
82	[2-(7-Chloro-4-methoxy-2-methyl-indol-1-yl)-ethyl]-[6-(1-methyl-1H-indazol-6-yl)-pyrimidin-4-yl]-amine	0.91 (C)	447.3
83	[2-(7-Fluoro-4-methoxy-2-methyl-indol-1-yl)-ethyl]-[6-(1-methyl-1H-indazol-6-yl)-pyrimidin-4-yl]-amine	0.84 (C)	431.4
84	[2-(6-Fluoro-2,4-dimethyl-indol-1-yl)-ethyl]-[6-(4-isothiazol-5-yl-phenyl)-pyrimidin-4-yl]-amine	0.80 (A)	444.10
85	[2-(7-Fluoro-2,4-dimethyl-indol-1-yl)-ethyl]-[6-(4-thiazol-4-yl-phenyl)-pyrimidin-4-yl]-amine	0.98 (C)	444.3
86	rac-5-{6-[2-(4-Methoxy-2-methyl-indol-1-yl)-ethylamino]-pyrimidin-4-yl}-3-methyl-2,3-dihydro-isoindol-1-one	0.72 (C)	428.4
87	5-{6-[2-(4-Methoxy-2-methyl-indol-1-yl)-ethylamino]-pyrimidin-4-yl}-2-methyl-2,3-dihydro-isoindol-1-one	0.73 (C)	428.4
88	5-{6-[2-(6-Fluoro-4-methoxy-2-methyl-indol-1-yl)-ethylamino]-pyrimidin-4-yl}-1,3-dihydro-indol-2-one	0.67 (C)	432.4
89	[2-(7-Fluoro-4-methoxy-2-methyl-indol-1-yl)-ethyl]-[6-(2-methyl-benzooxazol-6-yl)-pyrimidin-4-yl]-amine	0.87 (C)	432.4
90	5-{6-[2-(7-Fluoro-4-methoxy-2-methyl-indol-1-yl)-ethylamino]-pyrimidin-4-yl}-2,3-dihydro-isoindol-1-one	0.73 (C)	432.4
91	5-{6-[2-(7-Fluoro-4-methoxy-2-methyl-indol-1-yl)-ethylamino]-pyrimidin-4-yl}-1,3-dihydro-indol-2-one	0.67 (C)	432.3
92	[2-(6,7-Difluoro-4-methoxy-2-methyl-indol-1-yl)-ethyl]-[6-(1H-indol-6-yl)-pyrimidin-4-yl]-amine	0.82 (C)	434.3
93	5-{6-[2-(6,7-Difluoro-2,4-dimethyl-indol-1-yl)-ethylamino]-pyrimidin-4-yl}-1,3-dihydroindol-2-one	0.77 (C)	434.3
94	[2-(6-Fluoro-2,4-dimethyl-indol-1-yl)-ethyl]-[6-(4-isoxazol-3-yl-phenyl)-pyrimidin-4-yl]-amine	0.79 (A)	428.24
95	5-{6-[2-(7-Fluoro-2,4-dimethyl-indol-1-yl)-ethylamino]-pyrimidin-4-yl}-2-methyl-2,3-dihydro-isoindol-1-one	0.87 (C)	430.4
96	rac-5-{6-[2-(7-Fluoro-2,4-dimethyl-indol-1-yl)-ethylamino]-pyrimidin-4-yl}-3-methyl-2,3-dihydro-isoindol-1-one	0.86 (C)	430.4
97	[2-(7-Fluoro-2,4-dimethyl-indol-1-yl)-ethyl]-[6-(4-oxazol-5-yl-phenyl)-pyrimidin-4-yl]-amine	0.96 (C)	428.4
98	[2-(4-Methoxy-2-methyl-indol-1-yl)-ethyl]-[6-(4-thiazol-4-yl-phenyl)-pyrimidin-4-yl]-amine	0.85 (C)	442.3

(continued)

Ex.	Compound	t _R [min] (LC-MS)	MS Data m/z [M+H] ⁺
99	[2-(7-Fluoro-2,4-dimethyl-indol-1-yl)-ethyl]-{6-[4-(4H-[1,2,4]triazol-3-yl)-phenyl]-pyrimidin-4-yl}-amine	0.79 (C)	428.4
100	[2-(4-Methoxy-2-methyl-indol-1-yl)-ethyl]-{6-[4-(4H-[1,2,4]triazol-3-yl)-phenyl]-pyrimidin-4-yl}-amine	0.67 (C)	426.4
101	(4-{6-[2-(7-Fluoro-4-methoxy-2-methyl-indol-1-yl)-ethylamino]-pyrimidin-4-yl}-thiophen-2-yl)-methanol (*2)	0.70 (C)	413.3
102	4-{6-[2-(4,6-Difluoro-2,5-dimethyl-indol-1-yl)-ethylamino]-pyrimidin-4-yl}-2-isobutylbenzoic acid	0.81 (A)	479.19
103	3-Ethyl-5-{6-[2-(7-fluoro-2,4-dimethyl-indol-1-yl)-ethylamino]-pyrimidin-4-yl}-thiophene-2-carboxylic acid (*1)	1.20 (C)	439.3
104	3-Ethyl-5-{6-[2-(6-fluoro-2,4-dimethyl-indol-1-yl)-ethylamino]-pyrimidin-4-yl}-thiophene-2-carboxylic acid (*1)	1.17 (C)	439.3
105	2-Chloro-4-{6-[2-(6-fluoro-2,4-dimethyl-indol-1-yl)-ethylamino]-pyrimidin-4-yl}-benzoic acid (*1)	1.02 (C)	439.3
106	4-{6-[2-(4-Chloro-7-fluoro-2-methyl-indol-1-yl)-ethylamino]-pyrimidin-4-yl}-2-methylbenzoic acid (*1)	0.98 (C)	439.3
107	5-{6-[2-(7-Fluoro-4-methoxy-2-methyl-indol-1-yl)-ethylamino]-pyrimidin-4-yl}-3-methyl-thiophene-2-carboxylic acid (*1)	1.05 (C)	441.3
108	5-{6-[2-(4-Chloro-2-methyl-indol-1-yl)-ethylamino]-pyrimidin-4-yl}-3-ethoxy-thiophene-2-carboxylic acid (*1)	1.11 (C)	457.3
109	4-{6-[2-(7-Fluoro-4-methoxy-2-methyl-indol-1-yl)-ethylamino]-pyrimidin-4-yl}-benzoic acid (*1)	0.84 (C)	421.3
110	3-Ethyl-5-{6-[2-(4-methoxy-2-methyl-indol-1-yl)-ethylamino]-pyrimidin-4-yl}-thiophene-2-carboxylic acid (*1)	1.06 (C)	437.3
111	5-{6-[2-(1-chloro-4-methoxy-2-methyl-indol-1-yl)-ethylamino]-pyrimidin-4-yl}-3-fluorothiophene-2-carboxylic acid (*1)	1.15 (C)	461.2
112	3-Fluoro-5-{6-[2-(1-fluoro-4-methoxy-2-methyl-indol-1-yl)-ethylamino]-pyrimidin-4-yl}-thiophene-2-carboxylic acid (*1)	1.07 (C)	445.3
113	3-Fluoro-5-{6-[2-(6-fluoro-4-methoxy-2-methyl-indol-1-yl)-ethylamino]-pyrimidin-4-yl}-thiophene-2-carboxylic acid (*1)	1.06 (C)	445.3
114	3-Chloro-5-{6-[2-(7-fluoro-4-methoxy-2-methyl-indol-1-yl)-ethylamino]-pyrimidin-4-yl}-thiophene-2-carboxylic acid (*1)	1.13(C)	461.2
115	5-{6-[2-(7-Fluoro-4-methoxy-2-methyl-indol-1-yl)-ethylamino]-pyrimidin-4-yl}-1,3-dihydro-benzimidazol-2-one	0.63 (A)	433.08
116	4-{6-[2-(7-Fluoro-4-methoxy-2-methyl-indol-1-yl)-ethylamino]-pyrimidin-4-yl}-benzenesulfonic acid	0.75 (C)	457.3
117	3-Ethoxy-5-{6-[2-(6-methoxy-2-methyl-indol-1-yl)-ethylamino]-pyrimidin-4-yl}-thiophene-2-carboxylic acid	1.01 (C)	453.3
118	2-Ethyl-4-{6-[2-(4-ethyl-2-methyl-indol-1-yl)-ethylamino]-pyrimidin-4-yl}-benzoic acid	0.99 (C)	429.4
119	2-Isobutyl-4-{6-[2-(2-methyl-indol-1-yl)-ethylamino]-pyrimidin-4-yl}-benzoic acid	1.00 (C)	429.4
120	4-{6-[2-(2,4-Dimethyl-indol-1-yl)-ethylamino]-pyrimidin-4-yl}-2-propyl-benzoic acid	0.99 (C)	429.4

(continued)

Ex.	Compound	t _R [min] (LC-MS)	MS Data m/z [M+H] ⁺
121	4-{6-[2-(4,7-Difluoro-2-methyl-indol-1-yl)-ethylamino]-pyrimidin-4-yl}-2-ethyl-benzoic acid	0.97 (C)	437.4
122	4-{6-[2-(5,7-Difluoro-2-methyl-indol-1-yl)-ethylamino]-pyrimidin-4-yl}-2-ethyl-benzoic acid	0.96 (C)	437.4
123	2-Chloro-4-{6-[2-(7-fluoro-2,4-dimethyl-indol-1-yl)-ethylamino]-pyrimidin-4-yl}-6-methyl-benzoic acid	0.99 (C)	453.3
124	(2-Ethoxy-4-{6-[2-(7-fluoro-2,4-dimethyl-indol-1-yl)-ethylamino]-pyrimidin-4-yl}-phenyl)-methanol	0.88 (C)	435.4
125	4-{6-[2-(7-Fluoro-2-methyl-indol-1-yl)-ethylamino]-pyrimidin-4-yl}-2-propyl-benzoic acid	1.00 (C)	433.4
126	2-Bromo-5-fluoro-4-{6-[2-(7-fluoro-2,4-dimethyl-indol-1-yl)-ethylamino]-pyrimidin-4-yl}-benzoic acid	1.14 (C)	501.2
127	(2-Ethoxy-4-{6-[2-(4-methoxy-2-methyl-indol-1-yl)-ethylamino]-pyrimidin-4-yl}-phenyl)-methanol	0.76 (C)	433.4
128	4-{6-[2-(2,4-Dimethyl-indol-1-yl)-ethylamino]-pyrimidin-4-yl}-2-ethoxy-benzoic acid	0.94 (C)	431.4
129	4-{6-[2-(7-Fluoro-2,4-dimethyl-indol-1-yl)-ethylamino]-pyrimidin-4-yl}-2-methoxybenzoic acid	0.91 (C)	435.4
130	(4-{6-[2-(7-Fluoro-4-methoxy-2-methyl-indol-1-yl)-ethylamino]-pyrimidin-4-yl}-2-methoxy-phenyl)-methanol	0.75 (C)	437.4
131	2-Chloro-4-{6-[2-(4-methoxy-2-methyl-indol-1-yl)-ethylamino]-pyrimidin-4-yl}-6-methyl-benzoic acid	0.83 (C)	451.3
132	(4-{6-[2-(7-Fluoro-4-methoxy-2-methyl-indol-1-yl)-ethylamino]-pyrimidin-4-yl}-phenyl)-urea	0.64 (C)	435.4
133	(6-Isoquinolin-7-yl-pyrimidin-4-yl)-[2-(2-methyl-indol-1-yl)-ethyl]-amine (*2)	0.63 (A)	380.21
134	4-{6-[2-(4,7-Difluoro-2-methyl-indol-1-yl)-ethylamino]-pyrimidin-4-yl}-2-methylaminobenzoic acid	0.90 (C)	438.3
135	4-{6-[2-(7-Fluoro-2,4-dimethyl-indol-1-yl)-ethylamino]-pyrimidin-4-yl}-2-methyl-benzenesulfonamide	0.90 (C)	454.3
136	4-{6-[2-(7-Fluoro-2,4-dimethyl-indol-1-yl)-ethylamino]-pyrimidin-4-yl}-2-methylaminobenzoic acid	0.91 (C)	434.4
137	4-{6-[2-(7-Chloro-2-methyl-indol-1-yl)-ethylamino]-pyrimidin-4-yl}-2-ethylaminobenzoic acid	1.00 (C)	450.3
138	4-{6-[2-(2-Cyano-indol-1-yl)-ethylamino]-pyrimidin-4-yl}-2-ethoxy-benzoic acid	0.88 (C)	428.4
139	4-{6-[2-(4-Methoxy-2-methyl-indol-1-yl)-ethylamino]-pyrimidin-4-yl}-2-methyl-benzenesulfonamide	0.76 (C)	452.3
140	4-{6-[2-(2,4-Dimethyl-indol-1-yl)-ethylamino]-pyrimidin-4-yl}-2-isobutyl-benzoic acid	1.05 (C)	443.4
141	4-{6-[2-(4,7-Dichloro-2-methyl-indol-1-yl)-ethylamino]-pyrimidin-4-yl}-2-fluoro-6-methylsulfanyl-benzoic acid	1.17 (C)	505.2
142	2-Chloro-4-{6-[2-(4,7-dichloro-2-methyl-indol-1-yl)-ethylamino]-pyrimidin-4-yl}-6-methylsulfanyl-benzoic acid	1.19 (C)	521.2
143	4-{6-[2-(7-Chloro-4-fluoro-2-methyl-indol-1-yl)-ethylamino]-pyrimidin-4-yl}-2-propylbenzoic acid	1.11 (C)	467.3

(continued)

Ex.	Compound	t _R [min] (LC-MS)	MS Data m/z [M+H] ⁺
144	4-{6-[2-(4,7-Difluoro-2-methyl-indol-1-yl)-ethylamino]-pyrimidin-4-yl}-2-propyl-benzoic acid	1.03 (C)	451.4
145	4-{6-[2-(5,7-Difluoro-2-methyl-indol-1-yl)-ethylamino]-pyrimidin-4-yl}-2-propyl-benzoic acid	1.02 (C)	451.4
146	4-{6-[2-(7-Chloro-2,4-dimethyl-indol-1-yl)-ethylamino]-pyrimidin-4-yl}-2-ethylsulfanylbenzoic acid	1.13 (C)	481.3
147	4-{6-[2-(7-Fluoro-2,4-dimethyl-indol-1-yl)-ethylamino]-pyrimidin-4-yl}-2-propyl-benzoic acid	1.05 (C)	447.4
148	4-{6-[2-(7-Fluoro-2-methyl-indol-1-yl)-ethylamino]-pyrimidin-4-yl}-2-isobutyl-benzoic acid	1.06 (C)	447.4
149	4-{6-[2-(4,7-Dichloro-2-methyl-indol-1-yl)-ethylamino]-pyrimidin-4-yl}-2-ethylsulfanylbenzoic acid	1.19 (C)	501.3
150	2-Chloro-4-{6-[2-(7-chloro-2,4-dimethyl-indol-1-yl)-ethylamino]-pyrimidin-4-yl}-6-methylsulfanyl-benzoic acid	0.78 (A)	501.07
151	4-{6-[2-(4,7-Dichloro-2-methyl-indol-1-yl)-ethylamino]-pyrimidin-4-yl}-2-ethoxybenzoic acid	0.78 (A)	485.17
152	4-{6-[2-(7-Chloro-4-fluoro-2-methyl-indol-1-yl)-ethylamino]-pyrimidin-4-yl}-2-ethoxybenzoic acid	1.05 (C)	469.3
153	4-{6-[2-(5,7-Dichloro-2-methyl-indol-1-yl)-ethylamino]-pyrimidin-4-yl}-2-ethoxybenzoic acid	1.12 (C)	485.3
154	4-{6-[2-(4,7-Difluoro-2-methyl-indol-1-yl)-ethylamino]-pyrimidin-4-yl}-2-ethoxybenzoic acid	0.98 (C)	453.3
155	2-Chloro-4-{6-[2-(7-chloro-4-methoxy-2-methyl-indol-1-yl)-ethylamino]-pyrimidin-4-yl}-6-methyl-benzoic acid	0.98 (C)	485.3
156	2-Chloro-4-{6-[2-(7-fluoro-4-methoxy-2-methyl-indol-1-yl)-ethylamino]-pyrimidin-4-yl}-6-methyl-benzoic acid	0.90 (C)	469.3
157	4-{6-[2-(7-Chloro-2,4-dimethyl-indol-1-yl)-ethylamino]-pyrimidin-4-yl}-2-ethoxybenzoic acid	1.06 (C)	465.4
158	2-Ethoxy-4-{6-[2-(7-fluoro-2,4-dimethyl-indol-1-yl)-ethylamino]-pyrimidin-4-yl}-benzoic acid	0.99 (C)	449.4
159	(2-Ethoxy-4-{6-[2-(7-fluoro-4-methoxy-2-methyl-indol-1-yl)-ethylamino]-pyrimidin-4-yl}-phenyl)-methanol	0.81 (C)	451.4
160	2-Chloro-6-ethyl-4-{6-[2-(4-methoxy-2-methyl-indol-1-yl)-ethylamino]-pyrimidin-4-yl} benzoic acid	0.90 (C)	465.3
161	[6-(3-Fluoro-4-methanesulfonyl-phenyl)-pyrimidin-4-yl]-[2-(7-fluoro-4-methoxy-2-methyl-indol-1-yl)-ethyl]-amine	1.04 (C)	473.3
162	5-{6-[2-(5,7-Difluoro-2,4-dimethyl-indol-1-yl)-ethylamino]-pyrimidin-4-yl}-3-ethoxythiophene-2-carboxylic acid	0.82 (A)	473.10
163	4-{6-[2-(1-Cyano-2-methyl-indol-1-yl)-ethylamino]-pyrimidin-4-yl}-2-ethylaminobenzoic acid	0.92 (C)	441.4
164	[6-(1H-Benzimidazol-5-yl)-pyrimidin-4-yl]-[2-(7-fluoro-2,4-dimethyl-indol-1-yl)-ethyl]-amine (*2)	0.67 (C)	401.3
165	4-{6-[2-(2-Cyano-indol-1-yl)-ethylamino]-pyrimidin-4-yl}-2-isobutyl-benzoic acid	1.00 (C)	440.4

(continued)

Ex.	Compound	t _R [min] (LC-MS)	MS Data m/z [M+H] ⁺
166	2,6-Difluoro-4-{6-[2-(7-fluoro-2,4-dimethyl-indol-1-yl)-ethylamino]-pyrimidin-4-yl} benzenesulfonamide	1.06 (C)	476.3
167	4-{6-[2-(5,7-Difluoro-2-methyl-indol-1-yl)-ethylamino]-pyrimidin-4-yl}-2-ethylaminobenzoic acid	0.96 (C)	452.4
168	4-{6-[2-(7-Fluoro-2,4-dimethyl-indol-1-yl)-ethylamino]-pyrimidin-4-yl}-N-(2-hydroxyethyl)-benzamide	0.77 (C)	448.4
169	4-{6-[2-(4-Chloro-2-methyl-indol-1-yl)-ethylamino]-pyrimidin-4-yl}-2-cyclopropylbenzoic acid (*1)	0.97 (C)	447.3
170	2-Ethylamino-4-{6-[2-(6-methoxy-2-methyl-indol-1-yl)-ethylamino]-pyrimidin-4-yl} benzoic acid	0.87 (C)	446.4
171	4-{6-[2-(7-Fluoro-4-methoxy-2-methyl-indol-1-yl)-ethylamino]-pyrimidin-4-yl}-2-methyl-benzenesulfonamide	0.83 (C)	470.3
172	2-Chloro-4-{6-[2-(7-fluoro-4-methoxy-2-methyl-indol-1-yl)-ethylamino]-pyrimidin-4-yl}-benzenesulfonamide	0.95 (C)	490.3
173	2-Cyclopropyl-4-{6-[2-(4,7-difluoro-2-methyl-indol-1-yl)-ethylamino]-pyrimidin-4-yl}-benzoic acid	0.96 (C)	449.3
174	2-Cyclopropyl-4-{6-[2-(7-fluoro-2,4-dimethyl-indol-1-yl)-ethylamino]-pyrimidin-4-yl}-benzoic acid	0.98 (C)	445.4
175	2-Cyclopropyl-4-{6-[2-(4-methoxy-2-methyl-indol-1-yl)-ethylamino]-pyrimidin-4-yl}-benzoic acid	0.84 (C)	443.4
176	[2-(6,7-Difluoro-2,4-dimethyl-indol-1-yl)-ethyl]-{6-[4-(1H-imidazol-4-yl)-phenyl]-pyrimidin-4-yl}-amine	0.67 (C)	445.4
177	[2-(6-Fluoro-2,4-dimethyl-indol-1-yl)-ethyl]-{6-[4-(1-methyl-1H-pyrazol-3-yl)-phenyl]-pyrimidin-4-yl}-amine	0.77 (A)	441.28
178	[2-(6-Fluoro-2,4-dimethyl-indol-1-yl)-ethyl]-{6-[4-(5-methyl-1H-pyrazol-3-yl)-phenyl]-pyrimidin-4-yl}-amine	0.74 (A)	441.00
179	[2-(4-Methoxy-2-methyl-indol-1-yl)-ethyl]-{6-[4-(5-methyl-1,2,4-oxadiazol-3-yl)-phenyl]-pyrimidin-4-yl}-amine	0.93 (C)	441.4
180	{6-[4-(3-Amino-isoxazol-5-yl)-phenyl]-pyrimidin-4-yl}-[2-(4-methoxy-2-methyl-indol-1-yl)-ethyl]-amine	0.77 (C)	441.4
181	[2-(7-Fluoro-4-methoxy-2-methyl-indol-1-yl)-ethyl]-[6-(2-morpholin-4-yl-thiazol-5-yl)-pyrimidin-4-yl]-amine	0.90 (C)	469.4
182	3-(4-{6-[2-(6-Fluoro-2,4-dimethyl-indol-1-yl)-ethylamino]-pyrimidin-4-yl}-phenyl)-4H-[1,2,4]oxadiazol-5-one	0.74 (A)	445.08
183	6-{6-[2-(6-Fluoro-2,4-dimethyl-indol-1-yl)-ethylamino]-pyrimidin-4-yl}-1H-indazole-3-carboxylic acid	0.80 (C)	445.3
184	[2-(6-Fluoro-4-methoxy-2-methyl-indol-1-yl)-ethyl]-[6-(4-[1,2,4]oxadiazol-5-yl-phenyl)-pyrimidin-4-yl]-amine	0.83 (C)	445.3
185	3-(4-{6-[2-(7-Fluoro-2,4-dimethyl-indol-1-yl)-ethylamino]-pyrimidin-4-yl}-phenyl)-4H-[1,2,4]oxadiazol-5-one	0.97 (C)	445.3
186	[2-(7-Fluoro-4-methoxy-2-methyl-indol-1-yl)-ethyl]-[6-(4-[1,2,4]oxadiazol-5-yl-phenyl)-pyrimidin-4-yl]-amine	0.83 (C)	445.4

(continued)

Ex.	Compound	t _R [min] (LC-MS)	MS Data m/z [M+H] ⁺
187	[2-(6,7-Difluoro-2,4-dimethyl-indol-1-yl)-ethyl]-[6-(4-[1,2,4]oxadiazol-5-yl-phenyl)-pyrimidin-4-yl]-amine	0.95 (C)	447.3
188	[2-(6-Fluoro-4-methoxy-2-methyl-indol-1-yl)-ethyl]-{6-[4-(1H-imidazol-4-yl)-phenyl]-pyrimidin-4-yl}-amine	0.58 (C)	443.4
189	{6-[4-(3-Amino-isoxazol-5-yl)-phenyl]-pyrimidin-4-yl}-[2-(7-fluoro-2,4-dimethyl-indol-1-yl)-ethyl]-amine	0.89 (C)	443.4
190	[2-(7-Fluoro-4-methoxy-2-methyl-indol-1-yl)-ethyl]-[6-(4-pyrazol-1-yl-phenyl)-pyrimidin-4-yl]-amine	0.91 (C)	443.4
191	[2-(7-Fluoro-4-methoxy-2-methyl-indol-1-yl)-ethyl]-{6-[4-(1H-imidazol-4-yl)-phenyl]-pyrimidin-4-yl}-amine	0.58 (A)	443.02
192	[2-(7-Fluoro-4-methoxy-2-methyl-indol-1-yl)-ethyl]-{6-[4-(1H-imidazol-2-yl)-phenyl]-pyrimidin-4-yl}-amine	0.60 (C)	443.4
193	[2-(7-Fluoro-4-methoxy-2-methyl-indol-1-yl)-ethyl]-{6-[4-(2H-pyrazol-3-yl)-phenyl]-pyrimidin-4-yl}-amine	0.79 (C)	443.4
194	3-(4-{6-[2-(4-Methoxy-2-methyl-indol-1-yl)-ethylamino]-pyrimidin-4-yl}-phenyl)-4H-[1,2,4]oxadiazol-5-one	0.84 (C)	443.3
195	[2-(7-Fluoro-2,4-dimethyl-indol-1-yl)-ethyl]-{6-[4-(2-methyl-thiazol-4-yl)-phenyl]-pyrimidin-4-yl}-amine	1.05 (C)	458.4
196	rac-3-Ethyl-5-{6-[2-(4-methoxy-2-methyl-indol-1-yl)-ethylamino]-pyrimidin-4-yl}-2,3-dihydro-isoindol-1-one	0.78 (C)	442.4
197	2-Ethyl-5-{6-[2-(4-methoxy-2-methyl-indol-1-yl)-ethylamino]-pyrimidin-4-yl}-2,3-dihydro-isoindol-1-one	0.79 (C)	442.4
198	5-{6-[2-(4,7-Dichloro-2-methyl-indol-1-yl)-ethylamino]-pyrimidin-4-yl}-1H-indole-2-carboxylic acid	0.87 (C)	480.3
199	5-{6-[2-(6,7-Difluoro-4-methoxy-2-methyl-indol-1-yl)-ethylamino]-pyrimidin-4-yl}-1,3-dihydro-indol-2-one	0.72 (C)	450.3
200	5-(4-{6-[2-(6-Fluoro-2,4-dimethyl-indol-1-yl)-ethylamino]-pyrimidin-4-yl}-phenyl)-isoxazol-3-ol	0.73 (A)	444.08
201	5-{6-[2-(1-Chloro-2,4-dimethyl-indol-1-yl)-ethylamino]-pyrimidin-4-yl}-1H-indole-2-carboxylic acid	0.83 (C)	460.3
202	[2-(7-Fluoro-4-methoxy-2-methyl-indol-1-yl)-ethyl]-[6-(4-oxazol-5-yl-phenyl)-pyrimidin-4-yl]-amine	0.88 (C)	444.4
203	rac-5-{6-[2-(7-Fluoro-4-methoxy-2-methyl-indol-1-yl)-ethylamino]-pyrimidin-4-yl}-3-methyl-2,3-dihydro-isoindol-1-one	0.78 (C)	446.4
204	5-{6-[2-(7-Fluoro-4-methoxy-2-methyl-indol-1-yl)-ethylamino]-pyrimidin-4-yl}-2-methyl-2,3-dihydro-isoindol-1-one	0.79 (C)	446.4
205	[2-(6-Fluoro-4-methoxy-2-methyl-indol-1-yl)-ethyl]-[6-(4-isothiazol-5-yl-phenyl)-pyrimidin-4-yl]-amine	0.79 (A)	460.22
206	2-Ethyl-5-{6-[2-(7-fluoro-2,4-dimethyl-indol-1-yl)-ethylamino]-pyrimidin-4-yl}-2,3-dihydro-isoindol-1-one	0.93 (C)	444.4
207	rac-3-Ethyl-5-{6-[2-(7-fluoro-2,4-dimethyl-indol-1-yl)-ethylamino]-pyrimidin-4-yl}-2,3-dihydro-isoindol-1-one	0.91 (C)	444.4

(continued)

Ex.	Compound	t _R [min] (LC-MS)	MS Data m/z [M+H] ⁺
208	[2-(7-Fluoro-4-methoxy-2-methyl-indol-1-yl)-ethyl]-{6-[4-(4H-[1,2,4]triazol-3-yl)-phenyl]-pyrimidin-4-yl}-amine	0.73 (C)	444.4
209	4-{6-[2-(6-Fluoro-2,4-dimethyl-indol-1-yl)-ethylamino]-pyrimidin-4-yl}-2-methylaminobenzoic acid (*1)	0.90 (C)	434.4
210	4-{6-[2-(7-Chloro-6-fluoro-2,4-dimethyl-indol-1-yl)-ethylamino]-pyrimidin-4-yl}-2-ethoxy-benzoic acid	0.78 (A)	483.08
211	4-{6-[2-(4-Fluoro-2,7-dimethyl-indol-1-yl)-ethylamino]-pyrimidin-4-yl}-2-methylaminobenzoic acid (*1)	0.92 (C)	434.4
212	4-{6-[2-(4-Chloro-2-methyl-indol-1-yl)-ethylamino]-pyrimidin-4-yl}-2-ethylaminobenzoic acid (*1)	0.98 (C)	450.3
213	4-{6-[2-(4-Methoxy-2-methyl-indol-1-yl)-ethylamino]-pyrimidin-4-yl}-2-methylaminobenzoic acid (*1)	0.78 (C)	432.4
214	2-Amino-4-{6-[2-(7-fluoro-4-methoxy-2-methyl-indol-1-yl)-ethylamino]-pyrimidin-4-yl}-benzoic acid (*1)	0.77 (C)	434.3
215	4-{6-[2-(7-Fluoro-4-methoxy-2-methyl-indol-1-yl)-ethylamino]-pyrimidin-4-yl}-3-methoxy-thiophene-2-carboxylic acid (*1)	0.77 (C)	457.3
216	3-Ethoxy-5-{6-[2-(4-methoxy-2-methyl-indol-1-yl)-ethylamino]-pyrimidin-4-yl}-thiophene-2-carboxylic acid (*1)	0.98 (C)	453.3
217	4-{6-[2-(7-Chloro-2,4-dimethyl-indol-1-yl)-ethylamino]-pyrimidin-4-yl}-2-methylsulfanyl-benzoic acid (*1)	1.06 (C)	467.3
218	2-Fluoro-4-{6-[2-(7-fluoro-2,4-dimethyl-indol-1-yl)-ethylamino]-pyrimidin-4-yl}-6-methyl-benzoic acid (*1)	0.97 (C)	437.3
219	2-Ethyl-4-{6-[2-(6-fluoro-2,4-dimethyl-indol-1-yl)-ethylamino]-pyrimidin-4-yl}-benzoic acid (*1)	0.96 (C)	433.4
220	2-Ethyl-4-{6-[2-(7-fluoro-2,4-dimethyl-indol-1-yl)-ethylamino]-pyrimidin-4-yl}-benzoic acid (*1)	0.98 (C)	433.4
221	4-{6-[2-(4,7-Dichloro-2-methyl-indol-1-yl)-ethylamino]-pyrimidin-4-yl}-2-methylsulfanyl-benzoic acid (*1)	1.12 (C)	487.2
222	2,6-Dichloro-4-{6-[2-(7-fluoro-2,4-dimethyl-indol-1-yl)-ethylamino]-pyrimidin-4-yl}-benzoic acid (*1)	1.10 (C)	473.3
223	2-Ethyl-4-{6-[2-(4-methoxy-2-methyl-indol-1-yl)-ethylamino]-pyrimidin-4-yl}-benzoic acid (*1)	0.84 (C)	431.4
224	5-{6-[2-(6-Chloro-2,4-dimethyl-indol-1-yl)-ethylamino]-pyrimidin-4-yl}-3-ethoxy-thiophene-2-carboxylic acid (*1)	0.83 (A)	471.07
225	5-{6-[2-(1-chloro-4-methoxy-2-methyl-indol-1-yl)-ethylamino]-pyrimidin-4-yl}-3-ethyl-thiophene-2-carboxylic acid (*1)	1.19 (C)	471.3
226	2,6-Dichloro-4-{6-[2-(4-methoxy-2-methyl-indol-1-yl)-ethylamino]-pyrimidin-4-yl}-benzoic acid (*1)	0.91 (C)	471.3
227	3-Ethoxy-5-{6-[2-(7-fluoro-2,4-dimethyl-indol-1-yl)-ethylamino]-pyrimidin-4-yl}-thiophene-2-carboxylic acid (*1)	1.12 (C)	455.3
228	3-Ethoxy-5-{6-[2-(7-fluoro-2,5-dimethyl-indol-1-yl)-ethylamino]-pyrimidin-4-yl}-thiophene-2-carboxylic acid (*1)	1.13 (C)	455.3

(continued)

Ex.	Compound	t _R [min] (LC-MS)	MS Data m/z [M+H] ⁺
229	3-Ethoxy-5-{6-[2-(6-fluoro-2,4-dimethyl-indol-1-yl)-ethylamino]-pyrimidin-4-yl}-thiophene-2-carboxylic acid (*1)	1.10(C)	455.3
230	3-Ethyl-5-{6-[2-(7-fluoro-4-methoxy-2-methyl-indol-1-yl)-ethylamino]-pyrimidin-4-yl}-thiophene-2-carboxylic acid (*1)	1.11 (C)	455.3
231	3-Ethyl-5-{6-[2-(7-fluoro-5-methoxy-2-methyl-indol-1-yl)-ethylamino]-pyrimidin-4-yl}-thiophene-2-carboxylic acid (*1)	1.12 (C)	455.3
232	4-{6-[2-(6-Fluoro-2,4-dimethyl-indol-1-yl)-ethylamino]-pyrimidin-4-yl}-2-methoxybenzoic acid (*1)	0.90 (C)	435.3
233	4-{6-[2-(7-Fluoro-4-methoxy-2-methyl-indol-1-yl)-ethylamino]-pyrimidin-4-yl}-2-methyl-benzoic acid (*1)	0.85 (C)	435.3
234	4-{6-[2-(4-Chloro-2-methyl-indol-1-yl)-ethylamino]-pyrimidin-4-yl}-2-ethoxy-benzoic acid (*1)	0.99 (C)	451.3
235	5-{6-[2-(4,5-Difluoro-2-methyl-indol-1-yl)-ethylamino]-pyrimidin-4-yl}-3-ethoxy-thiophene-2-carboxylic acid (*1)	1.07 (C)	459.3
236	5-{6-[2-(6,7-Dichloro-2-methyl-indol-1-yl)-ethylamino]-pyrimidin-4-yl}-3-ethoxy-thiophene-2-carboxylic acid (*1)	1.21 (C)	491.3
237	5-{6-[2-(5-Chloro-7-fluoro-2-methyl-indol-1-yl)-ethylamino]-pyrimidin-4-yl}-3-ethoxy-thiophene-2-carboxylic acid (*1)	1.16 (C)	475.3
238	5-{6-[2-(4,6-Dichloro-2-methyl-indol-1-yl)-ethylamino]-pyrimidin-4-yl}-3-ethoxy-thiophene-2-carboxylic acid (*1)	1.22 (C)	491.3
239	5-{6-[2-(4-Chloro-6-fluoro-2-methyl-indol-1-yl)-ethylamino]-pyrimidin-4-yl}-3-ethoxy-thiophene-2-carboxylic acid (*1)	1.15 (C)	475.3
240	5-{6-[2-(4-Chloro-7-fluoro-2-methyl-indol-1-yl)-ethylamino]-pyrimidin-4-yl}-3-ethoxy-thiophene-2-carboxylic acid (*1)	1.15 (C)	475.3
241	3-Ethyl-5-{6-[2-(7-fluoro-2,5-dimethyl-indol-1-yl)-ethylamino]-pyrimidin-4-yl}-thiophene-2-carboxylic acid (*2)	1.22 (C)	439.3
242	5-{6-[2-(5-Chloro-7-fluoro-2-methyl-indol-1-yl)-ethylamino]-pyrimidin-4-yl}-3-ethyl-thiophene-2-carboxylic acid (*2)	1.24 (C)	459.3
243	4-{6-[2-(4,7-Difluoro-2-methyl-indol-1-yl)-ethylamino]-pyrimidin-4-yl}-2-ethylamino-benzoic acid (*1)	0.97 (C)	452.4
244	2-Ethylamino-4-{6-[2-(6-fluoro-2,4-dimethyl-indol-1-yl)-ethylamino]-pyrimidin-4-yl}-benzoic acid (*1)	0.96 (C)	448.4
245	2-Ethylamino-4-{6-[2-(7-fluoro-2,4-dimethyl-indol-1-yl)-ethylamino]-pyrimidin-4-yl}-benzoic acid (*1)	0.98 (C)	448.4
246	2-Ethylamino-4-{6-[2-(4-fluoro-2,7-dimethyl-indol-1-yl)-ethylamino]-pyrimidin-4-yl}-benzoic acid (*1)	0.99 (C)	448.4
247	2-Ethylamino-4-{6-[2-(7-methoxy-2-methyl-indol-1-yl)-ethylamino]-pyrimidin-4-yl}-benzoic acid (*1)	0.91 (C)	446.4
248	2-Ethylamino-4-{6-[2-(4-methoxy-2-methyl-indol-1-yl)-ethylamino]-pyrimidin-4-yl}-benzoic acid (*1)	0.85 (C)	446.4
249	5-{6-[2-(2-Cyano-6-fluoro-4-methyl-indol-1-yl)-ethylamino]-pyrimidin-4-yl}-3-ethoxy-thiophene-2-carboxylic acid (*1)	0.81 (A)	465.86

(continued)

Ex.	Compound	t _R [min] (LC-MS)	MS Data m/z [M+H] ⁺
250	4-{6-[2-(7-Chloro-4-methoxy-2-methyl-indol-1-yl)-ethylamino]-pyrimidin-4-yl}-2-methylamino-benzoic acid (*1)	0.90 (C)	466.3
251	4-{6-[2-(7-Fluoro-4-methoxy-2-methyl-indol-1-yl)-ethylamino]-pyrimidin-4-yl}-2-methylamino-benzoic acid (*1)	0.84 (C)	450.4
252	4-{6-[2-(4-Fluoro-7-methoxy-2-methyl-indol-1-yl)-ethylamino]-pyrimidin-4-yl}-2-methylamino-benzoic acid (*1)	0.88 (C)	450.4
253	2-Ethoxy-4-{6-[2-(4-methoxy-2-methyl-indol-1-yl)-ethylamino]-pyrimidin-4-yl}-benzoic acid (*1)	0.85 (C)	447.4
254	2-Methoxy-4-{6-[2-(4-methoxy-2-methyl-indol-1-yl)-ethylamino]-pyrimidin-4-yl}-6-methyl-benzoic acid (*1)	0.74 (C)	447.4
255	2-Ethoxy-4-{6-[2-(6-methoxy-2-methyl-indol-1-yl)-ethylamino]-pyrimidin-4-yl}-benzoic acid (*1)	0.87 (C)	447.4
256	5-{6-[2-(7-Chloro-4-methoxy-2-methyl-indol-1-yl)-ethylamino]-pyrimidin-4-yl}-3-ethoxy-thiophene-2-carboxylic acid (*1)	1.10 (C)	487.3
257	3-Ethoxy-5-{6-[2-(6-fluoro-4-methoxy-2-methyl-indol-1-yl)-ethylamino]-pyrimidin-4-yl}-thiophene-2-carboxylic acid (*1)	1.03 (C)	471.3
258	3-Ethoxy-5-{6-[2-(7-fluoro-4-methoxy-2-methyl-indol-1-yl)-ethylamino]-pyrimidin-4-yl}-thiophene-2-carboxylic acid (*1)	1.03 (C)	471.3
259	3-Ethoxy-5-{6-[2-(7-fluoro-5-methoxy-2-methyl-indol-1-yl)-ethylamino]-pyrimidin-4-yl}-thiophene-2-carboxylic acid (*1)	1.04 (C)	471.3
260	4-{6-[2-(7-Fluoro-4-methoxy-2-methyl-indol-1-yl)-ethylamino]-pyrimidin-4-yl}-2-methoxy-benzoic acid (*1)	0.83 (C)	451.3
261	3-Ethoxy-5-{6-[2-(4-methoxy-2,7-dimethyl-indol-1-yl)-ethylamino]-pyrimidin-4-yl}-thiophene-2-carboxylic acid (*1)	1.04 (C)	467.3
262	4-{6-[2-(2,5-Dimethyl-indol-1-yl)-ethylamino]-pyrimidin-4-yl}-2-isobutyl-benzoic acid (*1)	1.06 (C)	443.4
263	4-{6-[2-(5-Chloro-7-fluoro-2-methyl-indol-1-yl)-ethylamino]-pyrimidin-4-yl}-2-propyl-benzoic acid (*1)	1.10 (C)	467.3
264	2-Chloro-6-ethyl-4-{6-[2-(6-fluoro-2,4-dimethyl-indol-1-yl)-ethylamino]-pyrimidin-4-yl}-benzoic acid (*1)	1.04 (C)	467.3
265	2-Ethyl-6-fluoro-4-{6-[2-(7-fluoro-2,4-dimethyl-indol-1-yl)-ethylamino]-pyrimidin-4-yl}-benzoic acid (*1)	1.04 (C)	451.4
266	4-{6-[2-(7-Chloro-2,5-dimethyl-indol-1-yl)-ethylamino]-pyrimidin-4-yl}-2-propyl-benzoic acid (*1)	1.13 (C)	463.4
267	4-{6-[2-(7-Fluoro-2,5-dimethyl-indol-1-yl)-ethylamino]-pyrimidin-4-yl}-2-propyl-benzoic acid (*1)	1.05 (C)	447.4
268	4-{6-[2-(4-Chloro-2-methyl-indol-1-yl)-ethylamino]-pyrimidin-4-yl}-2-isobutyl-benzoic acid (*1)	1.10 (C)	463.4
269	5-{6-[2-(6-Fluoro-2,4-dimethyl-indol-1-yl)-ethylamino]-pyrimidin-4-yl}-3-trifluoromethyl-thiophene-2-carboxylic acid (*1)	1.27 (C)	479.3
270	4-{6-[2-(7-Chloro-5-fluoro-2,4-dimethyl-indol-1-yl)-ethylamino]-pyrimidin-4-yl}-2-methylsulfanyl-benzoic acid (*1)	1.09 (C)	485.3

(continued)

Ex.	Compound	t _R [min] (LC-MS)	MS Data m/z [M+H] ⁺
271	4-{6-[2-(4-Methoxy-2-methyl-indol-1-yl)-ethylamino]-pyrimidin-4-yl}-2-propyl-benzoic acid (*1)	0.91 (C)	445.4
272	5-{6-[2-(6,7-Dichloro-5-fluoro-2-methyl-indol-1-yl)-ethylamino]-pyrimidin-4-yl}-3-ethoxy-thiophene-2-carboxylic acid (*1)	1.22 (C)	509.2
273	3-Ethoxy-5-{6-[2-(5,6,7-trifluoro-2-methyl-indol-1-yl)-ethylamino]-pyrimidin-4-yl}-thiophene-2-carboxylic acid (*1)	1.12 (C)	477.3
274	3-Ethoxy-5-{6-[2-(4,6,7-trifluoro-2-methyl-indol-1-yl)-ethylamino]-pyrimidin-4-yl}-thiophene-2-carboxylic acid (*1)	0.83 (A)	477.04
275	3-Ethoxy-5-{6-[2-(4,5,7-trifluoro-2-methyl-indol-1-yl)-ethylamino]-pyrimidin-4-yl}-thiophene-2-carboxylic acid (*1)	1.12 (C)	477.3
276	4-{6-[2-(7-Chloro-4-methoxy-2-methyl-indol-1-yl)-ethylamino]-pyrimidin-4-yl}-2-fluoro-6-methyl-benzoic acid (*1)	0.96 (C)	469.3
277	2-Fluoro-4-{6-[2-(1-fluoro-4-methoxy-2-methyl-indol-1-yl)-ethylamino]-pyrimidin-4-yl}-6-methyl-benzoic acid (*1)	0.88 (C)	453.3
278	4-{6-[2-(4,5-Difluoro-2-methyl-indol-1-yl)-ethylamino]-pyrimidin-4-yl}-2-ethoxybenzoic acid (*1)	0.96 (C)	453.4
279	4-{6-[2-(4,6-Dichloro-2-methyl-indol-1-yl)-ethylamino]-pyrimidin-4-yl}-2-ethoxybenzoic acid (*1)	1.13 (C)	485.3
280	4-{6-[2-(4-Chloro-6-fluoro-2-methyl-indol-1-yl)-ethylamino]-pyrimidin-4-yl}-2-ethoxybenzoic acid (*1)	1.05 (C)	469.3
281	4-{6-[2-(4-Chloro-7-fluoro-2-methyl-indol-1-yl)-ethylamino]-pyrimidin-4-yl}-2-ethoxybenzoic acid (*1)	1.04 (C)	469.3
282	2-Ethoxy-4-{6-[2-(6-fluoro-2,4-dimethyl-indol-1-yl)-ethylamino]-pyrimidin-4-yl}-benzoic acid (*1)	0.98 (C)	449.4
283	2-Ethyl-4-{6-[2-(6-fluoro-4-methoxy-2-methyl-indol-1-yl)-ethylamino]-pyrimidin-4-yl}-benzoic acid (*1)	0.90 (C)	449.4
284	4-{6-[2-(7-Chloro-2,5-dimethyl-indol-1-yl)-ethylamino]-pyrimidin-4-yl}-2-ethoxybenzoic acid (*1)	1.07 (C)	465.4
285	2-Ethoxy-4-{6-[2-(7-fluoro-2,5-dimethyl-indol-1-yl)-ethylamino]-pyrimidin-4-yl}-benzoic acid (*1)	1.00(C)	449.4
286	4-{6-[2-(7-Fluoro-2,4-dimethyl-indol-1-yl)-ethylamino]-pyrimidin-4-yl}-2-methoxy-6-methyl-benzoic acid (*1)	0.87 (C)	449.4
287	4-{6-[2-(7-Chloro-4-methoxy-2-methyl-indol-1-yl)-ethylamino]-pyrimidin-4-yl}-2,6-dimethyl-benzoic acid (*1)	0.86 (C)	465.4
288	4-{6-[2-(7-Chloro-4-methoxy-2-methyl-indol-1-yl)-ethylamino]-pyrimidin-4-yl}-2-ethyl-benzoic acid (*1)	0.97 (C)	465.4
289	4-{6-[2-(7-Fluoro-4-methoxy-2-methyl-indol-1-yl)-ethylamino]-pyrimidin-4-yl}-2,6-dimethyl-benzoic acid (*1)	0.80 (C)	449.4
290	2-Ethyl-4-{6-[2-(7-fluoro-4-methoxy-2-methyl-indol-1-yl)-ethylamino]-pyrimidin-4-yl}-benzoic acid (*1)	0.90 (C)	449.4
291	2,6-Dichloro-4-{6-[2-(6-fluoro-4-methoxy-2-methyl-indol-1-yl)-ethylamino]-pyrimidin-4-yl}-benzoic acid (*1)	0.99 (C)	489.3

(continued)

Ex.	Compound	t _R [min] (LC-MS)	MS Data m/z [M+H] ⁺
292	2,6-Dichloro-4-{6-[2-(7-chloro-4-methoxy-2-methyl-indol-1-yl)-ethylamino]-pyrimidin-4-yl}-benzoic acid (*1)	1.09 (C)	505.2
293	2,6-Dichloro-4-{6-[2-(7-fluoro-4-methoxy-2-methyl-indol-1-yl)-ethylamino]-pyrimidin-4-yl}-benzoic acid (*1)	0.99 (C)	489.3
294	5-{6-[2-(6,7-Difluoro-2,4-dimethyl-indol-1-yl)-ethylamino]-pyrimidin-4-yl}-3-ethoxy-thiophene-2-carboxylic acid (*1)	1.14 (C)	473.3
295	4-{6-[2-(5-Chloro-7-methyl-[1,3]dioxolo[4,5-e]indol-6-yl)-ethylamino]-pyrimidin-4-yl}-2-ethyl-benzoic acid	0.95 (C)	479.3
296	2-Cyclopropyl-4-{6-[2-(7-fluoro-4-methoxy-2-methyl-indol-1-yl)-ethylamino]-pyrimidin-4-yl}-benzoic acid	0.90 (C)	461.4
297	[2-(6-Fluoro-2,4-dimethyl-indol-1-yl)-ethyl]-[6-(2-trifluoromethyl-1H-benzoimidazol-5-yl)-pyrimidin-4-yl]-amine	0.76 (A)	469.27
298	{6-[4-(2-Amino-5-methyl-thiazol-4-yl)-phenyl]-pyrimidin-4-yl}-[2-(1-fluoro-2,4-dimethyl-indol-1-yl)-ethyl]-amine	0.82 (C)	473.4
299	[2-(6,7-Difluoro-4-methoxy-2-methyl-indol-1-yl)-ethyl]-[6-(4-[1,2,4]oxadiazol-5-yl-phenyl)-pyrimidin-4-yl]-amine	0.89 (C)	463.3
300	{6-[3-Fluoro-4-(5-methyl-[1,3,4]oxadiazol-2-yl)-phenyl]-pyrimidin-4-yl}-[2-(4-methoxy-2-methyl-indol-1-yl)-ethyl]-amine	0.96 (C)	459.4
301	[2-(6-Fluoro-4-methoxy-2-methyl-indol-1-yl)-ethyl]-{6-[4-(3-methyl-[1,2,4]oxadiazol-5-yl)-phenyl]-pyrimidin-4-yl}-amine	1.06 (C)	459.4
302	[2-(7-Fluoro-4-methoxy-2-methyl-indol-1-yl)-ethyl]-{6-[4-(3-methyl-[1,2,4]oxadiazol-5-yl)-phenyl]-pyrimidin-4-yl}-amine	1.07 (C)	459.4
303	[2-(7-Fluoro-4-methoxy-2-methyl-indol-1-yl)-ethyl]-{6-[4-(5-methyl-[1,2,4]oxadiazol-3-yl)-phenyl]-pyrimidin-4-yl}-amine	1.00 (C)	459.4
304	{6-[4-(3-Amino-isoxazol-5-yl)-phenyl]-pyrimidin-4-yl}-[2-(1-fluoro-4-methoxy-2-methyl-indol-1-yl)-ethyl]-amine	0.82 (C)	459.4
305	[2-(6-Fluoro-2,4-dimethyl-indol-1-yl)-ethyl]-{6-[3-fluoro-4-(5-methyl-[1,3,4]oxadiazol-2-yl)-phenyl]-pyrimidin-4-yl}-amine	1.09 (C)	461.4
306	[2-(7-Fluoro-2,4-dimethyl-indol-1-yl)-ethyl]-{6-[3-fluoro-4-(5-methyl-[1,3,4]oxadiazol-2-yl)-phenyl]-pyrimidin-4-yl}-amine	1.11 (C)	461.4
307	[2-(6,7-Difluoro-4-methoxy-2-methyl-indol-1-yl)-ethyl]-[6-[4-(1H-imidazol-4-yl)-phenyl]-pyrimidin-4-yl]-amine	0.63 (C)	461.4
308	[6-(3-Fluoro-4-pyrazol-1-ylmethyl-phenyl)-pyrimidin-4-yl]-[2-(4-methoxy-2-methyl-indol-1-yl)-ethyl]-amine	0.93 (C)	457.4
309	[2-(6-Fluoro-4-methoxy-2-methyl-indol-1-yl)-ethyl]-{6-[4-(1-methyl-1H-pyrazol-3-yl)-phenyl]-pyrimidin-4-yl}-amine	0.74 (A)	457.06
310	[2-(7-Fluoro-4-methoxy-2-methyl-indol-1-yl)-ethyl]-{6-[4-(3-methyl-pyrazol-1-yl)-phenyl]-pyrimidin-4-yl}-amine	0.95 (C)	457.4
311	{6-[4-(2-Amino-5-methyl-thiazol-4-yl)-phenyl]-pyrimidin-4-yl}-[2-(4-methoxy-2-methyl-indol-1-yl)-ethyl]-amine	0.71 (C)	471.4
312	3-(4-{6-[2-(6-Fluoro-4-methoxy-2-methyl-indol-1-yl)-ethylamino]-pyrimidin-4-yl}-phenyl)-4H-[1,2,4]oxadiazol-5-one	0.72 (A)	461.04

(continued)

Ex.	Compound	t _R [min] (LC-MS)	MS Data m/z [M+H] ⁺
313	3-(4-{6-[2-(7-Fluoro-4-methoxy-2-methyl-indol-1-yl)-ethylamino]-pyrimidin-4-yl}-phenyl)-4H-[1,2,4]oxadiazol-5-one	0.90 (C)	461.4
314	rac-5-{6-[2-(4-Methoxy-2-methyl-indol-1-yl)-ethylamino]-pyrimidin-4-yl}-3-propyl-2,3-dihydro-isoindol-1-one	0.85 (C)	456.4
315	5-{6-[2-(4-Methoxy-2-methyl-indol-1-yl)-ethylamino]-pyrimidin-4-yl}-2-propyl-2,3-dihydro-isoindol-1-one	0.86 (C)	456.4
316	{6-[4-(1,1-Dioxo-1H-isothiazolidin-2-yl)-phenyl]-pyrimidin-4-yl}-[2-(1-fluoro-2,4-dimethyl-indol-1-yl)-ethyl]-amine	0.84 (C)	480.4
317	1-(4-{6-[2-(6-Fluoro-4-methoxy-2-methyl-indol-1-yl)-ethylamino]-pyrimidin-4-yl}-phenyl)-pyrrolidin-2-one	0.79 (C)	460.4
318	1-(4-{6-[2-(7-Fluoro-4-methoxy-2-methyl-indol-1-yl)-ethylamino]-pyrimidin-4-yl}-phenyl)-pyrrolidin-2-one	0.79 (C)	460.4
319	rac-3-Ethyl-5-{6-[2-(7-fluoro-4-methoxy-2-methyl-indol-1-yl)-ethylamino]-pyrimidin-4-yl}-2,3-dihydro-isoindol-1-one	0.84 (C)	460.4
320	2-Ethyl-5-{6-[2-(7-fluoro-4-methoxy-2-methyl-indol-1-yl)-ethylamino]-pyrimidin-4-yl}-2,3-dihydro-isoindol-1-one	0.85 (C)	460.4
321	[2-(7-Fluoro-4-methoxy-2-methyl-indol-1-yl)-ethyl]-{6-[4-(2-methyl-thiazol-4-yl)-phenyl]-pyrimidin-4-yl}-amine	0.97 (C)	474.4
322	rac-5-{6-[2-(7-Fluoro-2,4-dimethyl-indol-1-yl)-ethylamino]-pyrimidin-4-yl}-3-propyl-2,3-dihydro-isoindol-1-one	0.98 (C)	458.4
323	4-{6-[2-(7-Fluoro-4-methoxy-2-methyl-indol-1-yl)-ethylamino]-pyrimidin-4-yl}-1H-indole-7-carboxylic acid	0.77 (C)	460.4
324	[2-(7-Fluoro-2,4-dimethyl-indol-1-yl)-ethyl]-{6-[4-(5-methylamino-[1,3,4]thiadiazol-2-yl)-phenyl]-pyrimidin-4-yl}-amine	0.74 (A)	474.20
325	[6-(2,3-Dihydro-benzofuran-5-yl)-pyrimidin-4-yl]-[2-(7-fluoro-4-methoxy-2-methyl-indol-1-yl)-ethyl]-amine (*2)	0.80 (C)	419.4
326	2-Ethoxy-4-{6-[2-(7-fluoro-4-methoxy-2-methyl-indol-1-yl)-ethylamino]-pyrimidin-4-yl}-benzoic acid	0.91 (C)	465.4
327	4-{6-[2-(4-Ethyl-2-methyl-indol-1-yl)-ethylamino]-pyrimidin-4-yl}-2-isobutyl-benzoic acid	1.11 (C)	457.4
328	2-Isobutyl-4-{6-[2-(2,4,1-trimethyl-indol-1-yl)-ethylamino]-pyrimidin-4-yl}-benzoic acid	1.12 (C)	457.4
329	4-{6-[2-(2,4-Dimethyl-indol-1-yl)-ethylamino]-pyrimidin-4-yl}-2-(3-methyl-butyl)-benzoic acid	1.13 (C)	457.4
330	4-{6-[2-(7-Chloro-5-fluoro-2,4-dimethyl-indol-1-yl)-ethylamino]-pyrimidin-4-yl}-2-fluoro-6-methylsulfanyl-benzoic acid	1.15 (C)	503.3
331	2-Chloro-4-{6-[2-(7-chloro-5-fluoro-2,4-dimethyl-indol-1-yl)-ethylamino]-pyrimidin-4-yl}-6-methylsulfanyl-benzoic acid	1.17 (C)	519.3
332	4-{6-[2-(4,7-Difluoro-2-methyl-indol-1-yl)-ethylamino]-pyrimidin-4-yl}-2-isobutyl-benzoic acid	1.09 (C)	465.4
333	4-{6-[2-(5,7-Difluoro-2-methyl-indol-1-yl)-ethylamino]-pyrimidin-4-yl}-2-isobutyl-benzoic acid	1.09 (C)	465.4

(continued)

Ex.	Compound	t _R [min] (LC-MS)	MS Data m/z [M+H] ⁺
334	4-{6-[2-(7-Chloro-2,4-dimethyl-indol-1-yl)-ethylamino]-pyrimidin-4-yl}-2-propylsulfanyl-benzoic acid	1.20 (C)	495.3
335	2-Chloro-4-{6-[2-(7-chloro-2,5-dimethyl-indol-1-yl)-ethylamino]-pyrimidin-4-yl}-6-propyl-benzoic acid	1.23 (C)	497.3
336	4-{6-[2-(7-Fluoro-2,4-dimethyl-indol-1-yl)-ethylamino]-pyrimidin-4-yl}-2-isobutyl-benzoic acid	1.11 (C)	461.4
337	rac-2-sec-Butyl-4-{6-[2-(7-fluoro-2,4-dimethyl-indol-1-yl)-ethylamino]-pyrimidin-4-yl}-benzoic acid	1.08 (C)	461.4
338	4-{6-[2-(4-Ethyl-7-fluoro-2-methyl-indol-1-yl)-ethylamino]-pyrimidin-4-yl}-2-propyl-benzoic acid	1.11 (C)	461.4
339	2-Chloro-4-{6-[2-(7-chloro-4,5-difluoro-2-methyl-indol-1-yl)-ethylamino]-pyrimidin-4-yl}-6-methylsulfanyl-benzoic acid	1.17 (C)	523.2
340	4-{6-[2-(7-Chloro-4-fluoro-2-methyl-indol-1-yl)-ethylamino]-pyrimidin-4-yl}-2-fluoro-6-propyl-benzoic acid	1.17 (C)	485.3
341	4-{6-[2-(7-Chloro-5-fluoro-2,4-dimethyl-indol-1-yl)-ethylamino]-pyrimidin-4-yl}-2-ethylsulfanyl-benzoic acid	1.16 (C)	499.3
342	2-Chloro-4-{6-[2-(7-chloro-4-fluoro-2-methyl-indol-1-yl)-ethylamino]-pyrimidin-4-yl}-6-propyl-benzoic acid	1.20 (C)	501.3
343	2-Isobutyl-4-{6-[2-(6-methoxy-2-methyl-indol-1-yl)-ethylamino]-pyrimidin-4-yl}-benzoic acid	0.98 (C)	459.4
344	4-{6-[2-(7-Chloro-5-fluoro-2,4-dimethyl-indol-1-yl)-ethylamino]-pyrimidin-4-yl}-2-ethoxy-benzoic acid	1.09 (C)	483.3
345	2-Chloro-4-{6-[2-(7-chloro-4-methoxy-2-methyl-indol-1-yl)-ethylamino]-pyrimidin-4-yl}-6-ethyl-benzoic acid	1.05 (C)	499.3
346	2-Chloro-6-ethyl-4-{6-[2-(7-fluoro-4-methoxy-2-methyl-indol-1-yl)-ethylamino]-pyrimidin-4-yl}-benzoic acid	0.97 (C)	483.4
347	2-Ethoxy-4-{6-[2-(7-fluoro-2,4-dimethyl-indol-1-yl)-ethylamino]-pyrimidin-4-yl}-6-methyl-benzoic acid	0.92 (C)	463.4
348	4-{6-[2-(7-Fluoro-4-methoxy-2-methyl-indol-1-yl)-ethylamino]-pyrimidin-4-yl}-2-propyl-benzoic acid	0.97 (C)	463.4
349	4-{6-[2-(6-Chloro-2,4-dimethyl-indol-1-yl)-ethylamino]-pyrimidin-4-yl}-2-difluoromethoxy-benzoic acid	0.78 (A)	487.03
350	4-{6-[2-(7-Chloro-4,5-difluoro-2-methyl-indol-1-yl)-ethylamino]-pyrimidin-4-yl}-2-ethoxy-benzoic acid	1.09 (C)	487.3
351	4-{6-[2-(4,7-Dichloro-5-fluoro-2-methyl-indol-1-yl)-ethylamino]-pyrimidin-4-yl}-2-ethoxy-benzoic acid	1.14 (C)	503.3
352	[2-(4-Methoxy-2-methyl-indol-1-yl)-ethyl]-[6-(2-methyl-1H-benzoimidazol-5-yl)-pyrimidin-4-yl]-amine (*2)	0.54 (C)	413.3
353	2-Chloro-6-ethylamino-4-{6-[2-(7-fluoro-2,4-dimethyl-indol-1-yl)-ethylamino]-pyrimidin-4-yl}-benzoic acid	1.04 (C)	482.4
354	2-Cyclopropyl-4-{6-[2-(6-fluoro-2,4-dimethyl-indol-1-yl)-ethylamino]-pyrimidin-4-yl}-benzoic acid (*1)	0.96 (C)	445.4
355	[2-(7-Fluoro-2,4-dimethyl-indol-1-yl)-ethyl]-(6-quinolin-6-yl-pyrimidin-4-yl)-amine (*2)	0.72 (A)	412.11

(continued)

Ex.	Compound	t _R [min] (LC-MS)	MS Data m/z [M+H] ⁺
356	4-{6-[2-(7-Fluoro-2,4-dimethyl-indol-1-yl)-ethylamino]-pyrimidin-4-yl}-2-propylamino-benzoic acid	1.05 (C)	462.4
357	[2-(7-Fluoro-2,4-dimethyl-indol-1-yl)-ethyl]-(6-isoquinolin-7-yl-pyrimidin-4-yl)-amine (*2)	0.68 (A)	412.06
358	[6-(3-Ethoxy-4-methylaminomethyl-phenyl)-pyrimidin-4-yl]-[2-(7-fluoro-4-methoxy-2-methyl-indol-1-yl)-ethyl]-amine	0.62 (C)	464.4
359	2,6-Difluoro-4-{6-[2-(7-fluoro-4-methoxy-2-methyl-indol-1-yl)-ethylamino]-pyrimidin-4-yl}-benzenesulfonamide	0.98 (C)	492.3
360	4-{6-[2-(7-Fluoro-4-methoxy-2-methyl-indol-1-yl)-ethylamino]-pyrimidin-4-yl}-2, N-dimethyl-benzenesulfonamide	0.93 (C)	484.4
361	4-{6-[2-(7-Fluoro-4-methoxy-2-methyl-indol-1-yl)-ethylamino]-pyrimidin-4-yl}-N-(2-hydroxy-ethyl)-benzamide	0.71 (C)	464.4
362	2-Chloro-6-ethylamino-4-{6-[2-(4-methoxy-2-methyl-indol-1-yl)-ethylamino]-pyrimidin-4-yl}-benzoic acid	0.89 (C)	480.3
363	{6-[4-(5-Amino-[1,3,4]thiadiazol-2-yl)-phenyl]-pyrimidin-4-yl}-[2-(2-methyl-indol-1-yl)-ethyl]-amine (*2)	0.66 (A)	428.14
364	4-{6-[2-(5,7-Difluoro-4-methoxy-2-methyl-indol-1-yl)-ethylamino]-pyrimidin-4-yl}-2-ethoxy-benzoic acid	0.95 (C)	483.4
365	4-{6-[2-(7-Chloro-4-methoxy-2-methyl-indol-1-yl)-ethylamino]-pyrimidin-4-yl}-2-ethoxy-6-methyl-benzoic acid	0.91 (C)	495.4
366	2-Ethoxy-4-{6-[2-(7-fluoro-4-methoxy-2-methyl-indol-1-yl)-ethylamino]-pyrimidin-4-yl}-3-methyl-benzoic acid	0.85 (C)	479.4
367	4-{6-[2-(4,7-Difluoro-2-methyl-indol-1-yl)-ethylamino]-pyrimidin-4-yl}-2-(3-methylbutyl)-benzoic acid	1.17 (C)	479.4
368	4-{6-[2-(7-Chloro-2,4-dimethyl-indol-1-yl)-ethylamino]-pyrimidin-4-yl}-2-isobutylsulfanyl-benzoic acid	1.26 (C)	509.3
369	4-{6-[2-(7-Fluoro-2,4-dimethyl-indol-1-yl)-ethylamino]-pyrimidin-4-yl}-2-(3-methylbutyl)-benzoic acid	1.18 (C)	475.4
370	4-{6-[2-(4,7-Dichloro-2-methyl-indol-1-yl)-ethylamino]-pyrimidin-4-yl}-2-isobutylsulfanyl-benzoic acid	1.32 (C)	529.3
371	4-{6-[2-(7-Chloro-5-fluoro-2,4-dimethyl-indol-1-yl)-ethylamino]-pyrimidin-4-yl}-2-propylsulfanyl-benzoic acid	1.22 (C)	513.3
372	2-Chloro-4-{6-[2-(7-fluoro-5-methoxy-2-methyl-indol-1-yl)-ethylamino]-pyrimidin-4-yl}-3-propyl-benzoic acid	1.05 (C)	497.4
373	4-{6-[2-(5,7-Difluoro-4-methoxy-2-methyl-indol-1-yl)-ethylamino]-pyrimidin-4-yl}-2-propyl-benzoic acid	1.01 (C)	481.4
374	1-Ethyl-3-(4-{6-[2-(7-fluoro-2,4-dimethyl-indol-1-yl)-ethylamino]-pyrimidin-4-yl}-2-methoxy-phenyl)-urea	0.84 (C)	477.4
375	1-Ethyl-3-(2-methoxy-4-{6-[2-(4-methoxy-2-methyl-indol-1-yl)-ethylamino]-pyrimidin-4-yl}-phenyl)-urea	0.74 (C)	475.4
376	[2-(7-Fluoro-4-methoxy-2-methyl-indol-1-yl)-ethyl]-(6-quinoxalin-6-yl-pyrimidin-4-yl)-amine (*2)	0.70 (A)	429.25

(continued)

Ex.	Compound	t _R [min] (LC-MS)	MS Data m/z [M+H] ⁺
377	2-Ethoxy-4-{6-[2-(7-fluoro-4-methoxy-2-methyl-indol-1-yl)-ethylamino]-pyrimidin-4-yl}-benzenesulfonamide	0.89 (C)	500.4
378	1-(2-Fluoro-4-{6-[2-(7-fluoro-2,4-dimethyl-indol-1-yl)-ethylamino]-pyrimidin-4-yl}-phenyl)-cyclopropanecarboxylic acid (*1)	1.01 (C)	463.4
379	4-{6-[2-(7-Fluoro-2,4-dimethyl-indol-1-yl)-ethylamino]-pyrimidin-4-yl}-2-trifluoromethyl-benzenesulfonamide	1.10 (C)	508.3
380	4-{6-[2-(4-Methoxy-2-methyl-indol-1-yl)-ethylamino]-pyrimidin-4-yl}-2-trifluoromethyl-benzenesulfonamide	0.98 (C)	506.3
381	2-Chloro-6-ethylamino-4-{6-[2-(7-fluoro-4-methoxy-2-methyl-indol-1-yl)-ethylamino]-pyrimidin-4-yl}-benzoic acid	0.95 (C)	498.4
382	2-Cyclopropyl-4-{6-[2-(6-fluoro-4-methoxy-2-methyl-indol-1-yl)-ethylamino]-pyrimidin-4-yl}-benzoic acid (*1)	0.89 (C)	461.4
383	[2-(7-Fluoro-4-methoxy-2-methyl-indol-1-yl)-ethyl]-(6-isoquinolin-7-yl-pyrimidin-4-yl)-amine (*2)	0.64 (A)	428.17
384	[2-(7-Fluoro-4-methoxy-2-methyl-indol-1-yl)-ethyl]-(6-quinolin-6-yl-pyrimidin-4-yl)-amine (*2)	0.68 (A)	428.20
385	{6-[4-(1-Amino-cyclopropyl)-phenyl]-pyrimidin-4-yl}-[2-(7-fluoro-4-methoxy-2-methyl-indol-1-yl)-ethyl]-amine (*2)	0.56 (C)	432.4
386	1-(2-Fluoro-4-{6-[2-(4-methoxy-2-methyl-indol-1-yl)-ethylamino]-pyrimidin-4-yl}-phenyl)-cyclopropanecarboxylic acid (*1)	0.88 (C)	461.4
387	{6-[4-(5-Methylamino-[1,3,4]thiadiazol-2-yl)-phenyl]-pyrimidin-4-yl}-[2-(2-methyl-indol-1-yl)-ethyl]-amine (*2)	0.69 (A)	442.17
388	6-{6-[2-(7-Chloro-4-methoxy-2-methyl-indol-1-yl)-ethylamino]-pyrimidin-4-yl}-1H-indazole-3-carboxylic acid (*1)	0.80 (C)	477.3
389	6-{6-[2-(7-Fluoro-4-methoxy-2-methyl-indol-1-yl)-ethylamino]-pyrimidin-4-yl}-1H-indazole-3-carboxylic acid (*1)	0.74 (C)	461.3
390	2,6-Dichloro-4-{6-[2-(6-fluoro-2,4-dimethyl-indol-1-yl)-ethylamino]-pyrimidin-4-yl}-benzoic acid (*2)	1.08 (C)	473.3
391	5-{6-[2-(2-Cyano-6-fluoro-4-methoxy-indol-1-yl)-ethylamino]-pyrimidin-4-yl}-3-ethoxy-thiophene-2-carboxylic acid (*1)	0.79 (A)	481.81
392	2-Ethylamino-6-fluoro-4-{6-[2-(7-fluoro-2,4-dimethyl-indol-1-yl)-ethylamino]-pyrimidin-4-yl}-benzoic acid (*1)	1.08 (C)	466.4
393	4-{6-[2-(4-Cyano-7-fluoro-2-methyl-indol-1-yl)-ethylamino]-pyrimidin-4-yl}-2-propyl-benzoic acid (*1)	0.95 (C)	458.4
394	4-{6-[2-(7-Fluoro-4-methoxy-2-methyl-indol-1-yl)-ethylamino]-pyrimidin-4-yl}-2-nitrobenzoic acid (*1)	0.98 (C)	466.3
395	4-{6-[2-(2-Cyano-6-fluoro-4-methyl-indol-1-yl)-ethylamino]-pyrimidin-4-yl}-2-ethoxybenzoic acid (*1)	0.73 (A)	460.08
396	4-{6-[2-(7-Chloro-4-methoxy-2-methyl-indol-1-yl)-ethylamino]-pyrimidin-4-yl}-2-ethylamino-benzoic acid (*1)	0.97 (C)	480.4
397	2-Ethylamino-4-{6-[2-(7-fluoro-4-methoxy-2-methyl-indol-1-yl)-ethylamino]-pyrimidin-4-yl}-benzoic acid (*1)	0.91 (C)	464.4

(continued)

Ex.	Compound	t _R [min] (LC-MS)	MS Data m/z [M+H] ⁺
398	2-Ethylamino-6-fluoro-4-{6-[2-(4-methoxy-2-methyl-indol-1-yl)-ethylamino]-pyrimidin-4-yl}-benzoic acid (*1)	0.93 (C)	464.4
399	2-Ethylamino-4-{6-[2-(4-fluoro-7-methoxy-2-methyl-indol-1-yl)-ethylamino]-pyrimidin-4-yl}-benzoic acid (*1)	0.94 (C)	464.4
400	4-{6-[2-(4-Methoxy-2-methyl-indol-1-yl)-ethylamino]-pyrimidin-4-yl}-2-propoxybenzoic acid (*1)	0.93 (C)	461.4
401	2-Chloro-4-{6-[2-(7-fluoro-4-methoxy-2-methyl-indol-1-yl)-ethylamino]-pyrimidin-4-yl}-6-methoxy-benzoic acid (*1)	0.90 (C)	485.3
402	4-{6-[2-(6-Chloro-4-methoxy-2-methyl-indol-1-yl)-ethylamino]-pyrimidin-4-yl}-2-ethoxy-benzoic acid (*1)	0.97 (C)	481.3
403	2-Ethoxy-4-{6-[2-(6-fluoro-4-methoxy-2-methyl-indol-1-yl)-ethylamino]-pyrimidin-4-yl}-benzoic acid (*1)	0.91 (C)	465.4
404	4-{6-[2-(7-Chloro-4-methoxy-2-methyl-indol-1-yl)-ethylamino]-pyrimidin-4-yl}-2-methoxy-6-methyl-benzoic acid (*1)	0.86 (C)	481.3
405	4-{6-[2-(7-Chloro-4-methoxy-2-methyl-indol-1-yl)-ethylamino]-pyrimidin-4-yl}-2-ethoxy-benzoic acid (*1)	0.99 (C)	481.3
406	4-{6-[2-(7-Fluoro-4-methoxy-2-methyl-indol-1-yl)-ethylamino]-pyrimidin-4-yl}-2-methoxy-6-methyl-benzoic acid (*1)	0.80 (C)	465.4
407	2-Ethoxy-6-fluoro-4-{6-[2-(4-methoxy-2-methyl-indol-1-yl)-ethylamino]-pyrimidin-4-yl}-benzoic acid (*1)	0.88 (C)	465.4
408	5-{6-[2-(6,7-Difluoro-4-methoxy-2-methyl-indol-1-yl)-ethylamino]-pyrimidin-4-yl}-3-ethoxy-thiophene-2-carboxylic acid (*1)	1.08 (C)	489.3
409	5-{6-[2-(5-Chloro-7-fluoro-4-methoxy-2-methyl-indol-1-yl)-ethylamino]-pyrimidin-4-yl}-3-ethoxy-thiophene-2-carboxylic acid (*1)	1.10 (C)	505.3
410	4-{6-[2-(7-Chloro-2,4-dimethyl-indol-1-yl)-ethylamino]-pyrimidin-4-yl}-2-isopropylsulfanyl-benzoic acid (*1)	1.19 (C)	495.3
411	4-{6-[2-(4,5-Difluoro-2-methyl-indol-1-yl)-ethylamino]-pyrimidin-4-yl}-2-isobutyl-benzoic acid (*1)	1.07 (C)	465.4
412	2-Chloro-4-{6-[2-(6-fluoro-2,4-dimethyl-indol-1-yl)-ethylamino]-pyrimidin-4-yl}-6-propyl-benzoic acid (*1)	1.11 (C)	481.4
413	2-Chloro-4-{6-[2-(7-fluoro-2,4-dimethyl-indol-1-yl)-ethylamino]-pyrimidin-4-yl}-6-propyl-benzoic acid (*1)	1.14 (C)	481.4
414	2-Chloro-4-{6-[2-(7-fluoro-2,5-dimethyl-indol-1-yl)-ethylamino]-pyrimidin-4-yl}-6-propyl-benzoic acid (*1)	1.15(C)	481.4
415	2-Fluoro-4-{6-[2-(6-fluoro-2,4-dimethyl-indol-1-yl)-ethylamino]-pyrimidin-4-yl}-6-propyl-benzoic acid (*1)	1.09 (C)	465.4
416	2-Fluoro-4-{6-[2-(7-fluoro-2,4-dimethyl-indol-1-yl)-ethylamino]-pyrimidin-4-yl}-6-propyl-benzoic acid (*1)	1.11 (C)	465.4
417	2-Fluoro-4-{6-[2-(7-fluoro-2,5-dimethyl-indol-1-yl)-ethylamino]-pyrimidin-4-yl}-6-propyl-benzoic acid (*1)	1.13 (C)	465.4
418	4-{6-[2-(4,6-Dichloro-2-methyl-indol-1-yl)-ethylamino]-pyrimidin-4-yl}-2-isobutyl-benzoic acid (*1)	1.23 (C)	497.3

(continued)

Ex.	Compound	t _R [min] (LC-MS)	MS Data m/z [M+H] ⁺
419	4-{6-[2-(4-Chloro-6-fluoro-2-methyl-indol-1-yl)-ethylamino]-pyrimidin-4-yl}-2-isobutyl-benzoic acid (*1)	1.16 (C)	481.4
420	5-{6-[2-(6,7-Difluoro-2,4-dimethyl-indol-1-yl)-ethylamino]-pyrimidin-4-yl}-3-trifluoromethyl-thiophene-2-carboxylic acid (*1)	1.31 (C)	497.3
421	4-{6-[2-(6-Chloro-2,4-dimethyl-indol-1-yl)-ethylamino]-pyrimidin-4-yl}-2-isobutyl-benzoic acid (*1)	0.80 (A)	477.17
422	4-{6-[2-(6-Fluoro-2,4-dimethyl-indol-1-yl)-ethylamino]-pyrimidin-4-yl}-2-isobutyl-benzoic acid (*1)	1.09 (C)	461.4
423	5-{6-[2-(6-Fluoro-2,4-dimethyl-indol-1-yl)-ethylamino]-2-methyl-pyrimidin-4-yl}-3-trifluoromethyl-thiophene-2-carboxylic acid (*1)	1.24 (C)	493.3
424	4-{6-[2-(4,7-Dichloro-2-methyl-indol-1-yl)-ethylamino]-pyrimidin-4-yl}-2-isopropylsulfanyl-benzoic acid (*1)	1.24 (C)	515.3
425	4-{6-[2-(5-Chloro-7-fluoro-2-methyl-indol-1-yl)-ethylamino]-pyrimidin-4-yl}-2-fluoro-6-propyl-benzoic acid (*1)	1.17 (C)	485.3
426	2-Chloro-4-{6-[2-(1-chloro-5-fluoro-2-methyl-indol-1-yl)-ethylamino]-pyrimidin-4-yl}-6-propyl-benzoic acid (*1)	1.19 (C)	501.3
427	2-Chloro-4-{6-[2-(5-chloro-7-fluoro-2-methyl-indol-1-yl)-ethylamino]-pyrimidin-4-yl}-6-propyl-benzoic acid (*1)	1.20 (C)	501.3
428	2-Isobutyl-4-{6-[2-(4-methoxy-2-methyl-indol-1-yl)-ethylamino]-pyrimidin-4-yl}-benzoic acid (*1)	0.97 (C)	459.4
429	4-{6-[2-(1-chloro-4-methoxy-2-methyl-indol-1-yl)-ethylamino]-pyrimidin-4-yl}-2-ethyl-6-fluoro-benzoic acid (*1)	1.03 (C)	483.4
430	4-{6-[2-(5,7-Difluoro-2,4-dimethyl-indol-1-yl)-ethylamino]-pyrimidin-4-yl}-2-ethoxybenzoic acid (*1)	0.75 (A)	466.90
431	4-{6-[2-(6,7-Difluoro-2,4-dimethyl-indol-1-yl)-ethylamino]-pyrimidin-4-yl}-2-ethoxybenzoic acid (*1)	1.03 (C)	467.4
432	2-Chloro-6-ethoxy-4-{6-[2-(6-fluoro-2,4-dimethyl-indol-1-yl)-ethylamino]-pyrimidin-4-yl}-benzoic acid (*1)	1.03 (C)	483.3
433	2-Chloro-6-ethoxy-4-{6-[2-(7-fluoro-2,4-dimethyl-indol-1-yl)-ethylamino]-pyrimidin-4-yl}-benzoic acid (*1)	1.05 (C)	483.3
434	2-Chloro-6-ethoxy-4-{6-[2-(7-fluoro-2,5-dimethyl-indol-1-yl)-ethylamino]-pyrimidin-4-yl}-benzoic acid (*1)	1.07 (C)	483.3
435	2-Ethoxy-6-fluoro-4-{6-[2-(7-fluoro-2,4-dimethyl-indol-1-yl)-ethylamino]-pyrimidin-4-yl}-benzoic acid (*1)	1.03 (C)	467.4
436	2-Ethoxy-6-fluoro-4-{6-[2-(7-fluoro-2,5-dimethyl-indol-1-yl)-ethylamino]-pyrimidin-4-yl}-benzoic acid (*1)	1.04 (C)	467.4
437	2-Ethyl-6-fluoro-4-{6-[2-(7-fluoro-4-methoxy-2-methyl-indol-1-yl)-ethylamino]-pyrimidin-4-yl}-benzoic acid (*1)	0.95 (C)	467.4
438	2-Chloro-6-ethyl-4-{6-[2-(6-fluoro-4-methoxy-2-methyl-indol-1-yl)-ethylamino]-pyrimidin-4-yl}-benzoic acid (*1)	0.96 (C)	483.3
439	4-{6-[2-(6-Fluoro-2,4-dimethyl-indol-1-yl)-ethylamino]-pyrimidin-4-yl}-2-propoxybenzoic acid (*1)	1.05 (C)	463.4

(continued)

Ex.	Compound	t _R [min] (LC-MS)	MS Data m/z [M+H] ⁺
440	2-Ethoxy-4-{6-[2-(6-fluoro-2,4-dimethyl-indol-1-yl)-ethylamino]-2-methyl-pyrimidin-4-yl}-benzoic acid (*1)	0.83 (C)	463.4
441	4-{6-[2-(7-Fluoro-2,4-dimethyl-indol-1-yl)-ethylamino]-pyrimidin-4-yl}-2-propoxybenzoic acid (*1)	1.07 (C)	463.4
442	4-{6-[2-(7-Chloro-4-methoxy-2-methyl-indol-1-yl)-ethylamino]-pyrimidin-4-yl}-2-propyl-benzoic acid (*1)	1.04 (C)	479.4
443	4-{6-[2-(7-Fluoro-5-methoxy-2-methyl-indol-1-yl)-ethylamino]-pyrimidin-4-yl}-2-propyl-benzoic acid (*1)	0.97 (C)	463.4
444	2-Chloro-4-{6-[2-(4-methoxy-2-methyl-indol-1-yl)-ethylamino]-pyrimidin-4-yl}-6-propyl-benzoic acid (*1)	0.98 (C)	479.4
445	2-Fluoro-4-{6-[2-(4-methoxy-2-methyl-indol-1-yl)-ethylamino]-pyrimidin-4-yl}-6-propyl-benzoic acid (*1)	0.96 (C)	463.4
446	5-{6-[2-(7-Fluoro-4-methoxy-2-methyl-indol-1-yl)-ethylamino]-pyrimidin-4-yl}-3-trifluoromethyl-thiophene-2-carboxylic acid (*1)	1.21 (C)	495.3
447	5-{6-[2-(6-Fluoro-4-methoxy-2-methyl-indol-1-yl)-ethylamino]-pyrimidin-4-yl}-3-trifluoromethyl-thiophene-2-carboxylic acid (*1)	1.19 (C)	495.3
448	4-{6-[2-(7-Chloro-5-fluoro-4-methoxy-2-methyl-indol-1-yl)-ethylamino]-pyrimidin-4-yl}-2-methylsulfanyl-benzoic acid (*1)	1.03 (C)	501.3
449	2-Ethoxy-4-{6-[2-(4,5,7-trifluoro-2-methyl-indol-1-yl)-ethylamino]-pyrimidin-4-yl}-benzoic acid (*1)	1.02 (C)	471.3
450	2-Chloro-4-{6-[2-(4-chloro-7-fluoro-2-methyl-indol-1-yl)-ethylamino]-pyrimidin-4-yl}-6-ethoxy-benzoic acid (*1)	1.11 (C)	503.3
451	4-{6-[2-(4-Cyano-7-fluoro-2-methyl-indol-1-yl)-ethylamino]-pyrimidin-4-yl}-2-ethylamino-benzoic acid (*1)	0.89 (C)	459.4
452	4-{6-[2-(7-Chloro-2,4-dimethyl-indol-1-yl)-ethylamino]-pyrimidin-4-yl}-2-cyclobutylsulfanyl-benzoic acid	1.24 (C)	507.3
453	2-Cyclobutylsulfanyl-4-{6-[2-(4,7-dichloro-2-methyl-indol-1-yl)-ethylamino]-pyrimidin-4-yl}-benzoic acid	1.30 (C)	527.3
454	4-{6-[2-(5-Chloro-7-methyl-[1,3]dioxolo[4,5-e]indol-6-yl)-ethylamino]-pyrimidin-4-yl}-2-ethoxy-benzoic acid	0.96 (C)	495.3
455	[2-(7-Fluoro-4-methoxy-2-methyl-indol-1-yl)-ethyl]-{6-[3-fluoro-4-(5-methyl-[1,3,4]oxadiazol-2-yl)-phenyl]-pyrimidin-4-yl}-amine	1.02 (C)	477.4
456	3-(4-{6-[2-(7-Fluoro-2,4-dimethyl-indol-1-yl)-ethylamino]-pyrimidin-4-yl}-phenyl)-1H-pyrazole-4-carboxylic acid	0.77 (C)	471.4
457	[2-(7-Fluoro-4-methoxy-2-methyl-indol-1-yl)-ethyl]-[6-(3-fluoro-4-pyrazol-1-ylmethyl-phenyl)-pyrimidin-4-yl]-amine	0.99 (C)	475.4
458	{6-[4-(2-Amino-5-methyl-thiazol-4-yl)-phenyl]-pyrimidin-4-yl}-[2-(7-fluoro-4-methoxy-2-methyl-indol-1-yl)-ethyl]-amine	0.76 (C)	489.3
459	{6-[4-(3,5-Dimethyl-pyrazol-1-yl)-phenyl]-pyrimidin-4-yl}-[2-(7-fluoro-4-methoxy-2-methyl-indol-1-yl)-ethyl]-amine	0.99 (C)	471.4
460	4-{6-[2-(5-Chloro-7-methyl-[1,3]dioxolo[4,5-e]indol-6-yl)-ethylamino]-pyrimidin-4-yl}-2-ethylamino-benzoic acid	0.95 (C)	494.3

(continued)

Ex.	Compound	t _R [min] (LC-MS)	MS Data m/z [M+H] ⁺
461	rac-3-Isobutyl-5-{6-[2-(4-methoxy-2-methyl-indol-1-yl)-ethylamino]-pyrimidin-4-yl}-2,3-dihydro-isoindol-1-one	0.92 (C)	470.5
462	2-Isobutyl-5-{6-[2-(4-methoxy-2-methyl-indol-1-yl)-ethylamino]-pyrimidin-4-yl}-2,3-dihydro-isoindol-1-one	0.93 (C)	470.4
463	[6-(4-Cyclopropylaminomethyl-3-ethoxy-phenyl)-pyrimidin-4-yl]-[2-(4-methoxy-2-methyl-indol-1-yl)-ethyl]-amine	0.62 (C)	472.4
464	4-{6-[2-(7-Fluoro-2,4-dimethyl-indol-1-yl)-ethylamino]-pyrimidin-4-yl}-2-pyrrolidin-1-yl-benzoic acid	0.89 (C)	474.4
465	rac-5-{6-[2-(7-Fluoro-4-methoxy-2-methyl-indol-1-yl)-ethylamino]-pyrimidin-4-yl}-3-propyl-2,3-dihydro-isoindol-1-one	0.91 (C)	474.4
466	5-{6-[2-(7-Fluoro-4-methoxy-2-methyl-indol-1-yl)-ethylamino]-pyrimidin-4-yl}-2-propyl-2,3-dihydro-isoindol-1-one	0.92 (C)	474.4
467	5-{6-[2-(7-Fluoro-2,4-dimethyl-indol-1-yl)-ethylamino]-pyrimidin-4-yl}-2-isobutyl-2,3-dihydro-isoindol-1-one	1.07 (C)	472.4
468	rac-5-{6-[2-(7-Fluoro-2,4-dimethyl-indol-1-yl)-ethylamino]-pyrimidin-4-yl}-3-isobutyl-2,3-dihydro-isoindol-1-one	1.05 (C)	472.4
469	{6-[4-(1,1-Dioxo-116-isothiazolidin-2-yl)-phenyl]-pyrimidin-4-yl}-[2-(7-fluoro-4-methoxy-2-methyl-indol-1-yl)-ethyl]-amine	0.78 (C)	496.4
470	4-{6-[2-(7-Fluoro-4-methoxy-2-methyl-indol-1-yl)-ethylamino]-pyrimidin-4-yl}-1-methyl-1 H-indole-7-carboxylic acid	0.77 (C)	474.4
471	[2-(7-Fluoro-4-methoxy-2-methyl-indol-1-yl)-ethyl]-{6-[4-(5-methylamino-[1,3,4]thiadiazol-2-yl)-phenyl]-pyrimidin-4-yl}-amine	0.71 (A)	490.18
472	2-Cyclobutoxy-4-{6-[2-(7-fluoro-4-methoxy-2-methyl-indol-1-yl)-ethylamino]-pyrimidin-4-yl}-benzoic acid	0.76 (A)	491.07
473	[6-(4-Cyclopropylaminomethyl-3-ethoxy-phenyl)-pyrimidin-4-yl]-[2-(7-fluoro-4-methoxy-2-methyl-indol-1-yl)-ethyl]-amine	0.66 (C)	490.5
474	rac-5-{6-[2-(7-Fluoro-4-methoxy-2-methyl-indol-1-yl)-ethylamino]-pyrimidin-4-yl}-3-isobutyl-2,3-dihydro-isoindol-1-one	0.97 (C)	488.4
475	5-{6-[2-(7-Fluoro-4-methoxy-2-methyl-indol-1-yl)-ethylamino]-pyrimidin-4-yl}-2-isobutyl-2,3-dihydro-isoindol-1-one	0.99 (C)	488.4
476	4-(4-{6-[2-(7-Fluoro-4-methoxy-2-methyl-indol-1-yl)-ethylamino]-pyrimidin-4-yl}-phenyl)-thiazole-2-carboxylic acid	0.85 (C)	504.3
477	5-(4-{6-[2-(7-Fluoro-2,4-dimethyl-indol-1-yl)-ethylamino]-pyrimidin-4-yl}-phenyl)-3-methyl-isoxazole-4-carboxylic acid	1.03 (C)	486.4
478	4-{6-[2-(7-Fluoro-4-methoxy-2-methyl-indol-1-yl)-ethylamino]-pyrimidin-4-yl}-2-pyrrolidin-1-yl-benzoic acid	0.81 (C)	490.4
479	4-{6-[2-(7-Fluoro-2,4-dimethyl-indol-1-yl)-ethylamino]-pyrimidin-4-yl}-2-methanesulfonylamino-benzoic acid (*1)	0.99 (C)	498.3
480	4-{6-[2-(2-Cyano-6-fluoro-4-methoxy-indol-1-yl)-ethylamino]-pyrimidin-4-yl}-2-ethoxybenzoic acid (*1)	0.73 (A)	476.07
481	4-{6-[2-(2-Cyano-6-fluoro-4-methyl-indol-1-yl)-ethylamino]-pyrimidin-4-yl}-2-isobutyl-benzoic acid (*1)	0.79 (A)	472.09

EP 3 377 483 B9

(continued)

Ex.	Compound	t _R [min] (LC-MS)	MS Data m/z [M+H] ⁺
482	4-{6-[2-(7-Cyano-4-fluoro-2-methyl-indol-1-yl)-ethylamino]-pyrimidin-4-yl}-2-isobutyl-benzoic acid (*1)	1.09 (C)	472.4
483	2-Ethylamino-6-fluoro-4-{6-[2-(7-fluoro-4-methoxy-2-methyl-indol-1-yl)-ethylamino]-pyrimidin-4-yl}-benzoic acid (*1)	0.99 (C)	482.4
484	2-Butoxy-4-{6-[2-(4-methoxy-2-methyl-indol-1-yl)-ethylamino]-pyrimidin-4-yl}-benzoic acid (*1)	1.01 (C)	475.4
485	2-Isobutoxy-4-{6-[2-(4-methoxy-2-methyl-indol-1-yl)-ethylamino]-pyrimidin-4-yl}-benzoic acid (*1)	1.00 (C)	475.4
486	4-{6-[2-(7-Chloro-5-fluoro-4-methoxy-2-methyl-indol-1-yl)-ethylamino]-pyrimidin-4-yl}-2-ethoxy-benzoic acid (*1)	1.03 (C)	499.3
487	4-{6-[2-(6,7-Difluoro-4-methoxy-2-methyl-indol-1-yl)-ethylamino]-pyrimidin-4-yl}-2-ethoxy-benzoic acid (*1)	0.97 (C)	483.4
488	2-Chloro-4-{6-[2-(7-chloro-4-methoxy-2-methyl-indol-1-yl)-ethylamino]-pyrimidin-4-yl}-6-ethoxy-benzoic acid (*1)	1.04 (C)	515.3
489	2-Chloro-6-ethoxy-4-{6-[2-(7-fluoro-4-methoxy-2-methyl-indol-1-yl)-ethylamino]-pyrimidin-4-yl}-benzoic acid (*1)	0.97 (C)	499.3
490	2-Ethoxy-6-fluoro-4-{6-[2-(7-fluoro-4-methoxy-2-methyl-indol-1-yl)-ethylamino]-pyrimidin-4-yl}-benzoic acid (*1)	0.94 (C)	483.4
491	4-{6-[2-(5-Chloro-7-fluoro-4-methoxy-2-methyl-indol-1-yl)-ethylamino]-pyrimidin-4-yl}-2-ethoxy-benzoic acid (*1)	1.01 (C)	499.3
492	2-Ethoxy-4-{6-[2-(6-fluoro-4-methoxy-2-methyl-indol-1-yl)-ethylamino]-2-methyl-pyrimidin-4-yl}-benzoic acid (*1)	0.78 (C)	479.4
493	4-{6-[2-(6-Fluoro-4-methoxy-2-methyl-indol-1-yl)-ethylamino]-pyrimidin-4-yl}-2-propoxy-benzoic acid (*1)	0.98 (C)	479.4
494	2-Ethoxy-4-{6-[2-(7-fluoro-4-methoxy-2-methyl-indol-1-yl)-ethylamino]-2-methyl-pyrimidin-4-yl}-benzoic acid (*1)	0.78 (C)	479.4
495	4-{6-[2-(7-Chloro-4-methoxy-2-methyl-indol-1-yl)-ethylamino]-pyrimidin-4-yl}-2-propoxy-benzoic acid (*1)	1.06 (C)	495.4
496	4-{6-[2-(7-Fluoro-4-methoxy-2-methyl-indol-1-yl)-ethylamino]-pyrimidin-4-yl}-2-propoxy-benzoic acid (*1)	0.99 (C)	479.4
497	2-Chloro-4-{6-[2-(4-methoxy-2-methyl-indol-1-yl)-ethylamino]-pyrimidin-4-yl}-6-propoxy-benzoic acid (*1)	0.98 (C)	495.4
498	2-Fluoro-4-{6-[2-(4-methoxy-2-methyl-indol-1-yl)-ethylamino]-pyrimidin-4-yl}-6-propoxy-benzoic acid (*1)	0.96 (C)	479.4
499	4-{6-[2-(4-Methoxy-2-methyl-indol-1-yl)-ethylamino]-pyrimidin-4-yl}-2-trifluoromethoxy-benzoic acid (*1)	1.03 (C)	487.3
500	4-{6-[2-(7-Chloro-4,5-difluoro-2-methyl-indol-1-yl)-ethylamino]-pyrimidin-4-yl}-2-isopropylsulfanyl-benzoic acid (*1)	1.21 (C)	517.3
501	4-{6-[2-(5,7-Difluoro-2,4-dimethyl-indol-1-yl)-ethylamino]-pyrimidin-4-yl}-2-isobutyl-benzoic acid (*1)	0.80 (A)	479.12
502	4-{6-[2-(6,7-Difluoro-2,4-dimethyl-indol-1-yl)-ethylamino]-pyrimidin-4-yl}-2-isobutyl-benzoic acid (*1)	1.14 (C)	479.4

(continued)

Ex.	Compound	t _R [min] (LC-MS)	MS Data m/z [M+H] ⁺
503	4-{6-[2-(6-Fluoro-2,4-dimethyl-indol-1-yl)-ethylamino]-2-methyl-pyrimidin-4-yl}-2-isobutyl-benzoic acid (*1)	0.93 (C)	475.4
504	4-{6-[2-(7-Chloro-5-fluoro-2,4-dimethyl-indol-1-yl)-ethylamino]-pyrimidin-4-yl}-2-isopropylsulfanyl-benzoic acid (*1)	1.22 (C)	513.3
505	2-Isobutyl-4-{6-[2-(4,6,7-trifluoro-2-methyl-indol-1-yl)-ethylamino]-pyrimidin-4-yl}-benzoic acid (*1)	0.81 (A)	483.02
506	2-Isobutyl-4-{6-[2-(4,5,7-trifluoro-2-methyl-indol-1-yl)-ethylamino]-pyrimidin-4-yl}-benzoic acid (*1)	1.13 (C)	483.4
507	2-Isobutyl-4-{6-[2-(4-methoxy-2,7-dimethyl-indol-1-yl)-ethylamino]-pyrimidin-4-yl}-benzoic acid (*1)	1.04 (C)	473.5
508	4-{6-[2-(7-Fluoro-2,4-dimethyl-indol-1-yl)-ethylamino]-pyrimidin-4-yl}-2-trifluoromethoxy-benzoic acid (*1)	1.18 (C)	489.3
509	4-{6-[2-(7-Chloro-5-fluoro-4-methoxy-2-methyl-indol-1-yl)-ethylamino]-pyrimidin-4-yl}-2-fluoro-6-methylsulfanyl-benzoic acid (*1)	1.08 (C)	519.3
510	4-{6-[2-(5,7-Difluoro-2,4-dimethyl-indol-1-yl)-ethylamino]-pyrimidin-4-yl}-2-difluoromethoxy-benzoic acid (*1)	0.77 (A)	489.11
511	4-{6-[2-(6-Chloro-4-methoxy-2-methyl-indol-1-yl)-ethylamino]-pyrimidin-4-yl}-2-fluoro-6-propyl-benzoic acid (*1)	1.09 (C)	497.4
512	4-{6-[2-(1-chloro-4-methoxy-2-methyl-indol-1-yl)-ethylamino]-pyrimidin-4-yl}-2-fluoro-6-propyl-benzoic acid (*1)	1.11 (C)	497.4
513	2-Chloro-4-{6-[2-(7-chloro-4-methoxy-2-methyl-indol-1-yl)-ethylamino]-pyrimidin-4-yl}-6-propyl-benzoic acid (*1)	1.13 (C)	513.3
514	2-Chloro-4-{6-[2-(7-fluoro-4-methoxy-2-methyl-indol-1-yl)-ethylamino]-pyrimidin-4-yl}-6-propyl-benzoic acid (*1)	1.05 (C)	497.4
515	2-Fluoro-4-{6-[2-(1-fluoro-4-methoxy-2-methyl-indol-1-yl)-ethylamino]-pyrimidin-4-yl}-6-propyl-benzoic acid (*1)	0.76 (A)	480.93
516	2-Fluoro-4-{6-[2-(1-fluoro-5-methoxy-2-methyl-indol-1-yl)-ethylamino]-pyrimidin-4-yl}-6-propyl-benzoic acid (*1)	1.03 (C)	481.4
517	2-Chloro-4-{6-[2-(5-fluoro-4-methoxy-2-methyl-indol-1-yl)-ethylamino]-pyrimidin-4-yl}-6-propyl-benzoic acid (*1)	1.02 (C)	497.4
518	2-Chloro-4-{6-[2-(6-chloro-4-methoxy-2-methyl-indol-1-yl)-ethylamino]-pyrimidin-4-yl}-6-propyl-benzoic acid (*1)	1.11 (C)	513.3
519	2-Chloro-4-{6-[2-(6-fluoro-4-methoxy-2-methyl-indol-1-yl)-ethylamino]-pyrimidin-4-yl}-6-propyl-benzoic acid (*1)	1.04 (C)	497.4
520	2-Fluoro-4-{6-[2-(5-fluoro-4-methoxy-2-methyl-indol-1-yl)-ethylamino]-pyrimidin-4-yl}-6-propyl-benzoic acid (*1)	1.00 (C)	481.4
521	2-Fluoro-4-{6-[2-(6-fluoro-4-methoxy-2-methyl-indol-1-yl)-ethylamino]-pyrimidin-4-yl}-6-propyl-benzoic acid (*1)	1.02 (C)	481.4
522	2-Chloro-4-{6-[2-(6-chloro-2,4-dimethyl-indol-1-yl)-ethylamino]-pyrimidin-4-yl}-6-propoxy-benzoic acid (*1)	0.80 (A)	512.99
523	2-Chloro-4-{6-[2-(6-fluoro-2,4-dimethyl-indol-1-yl)-ethylamino]-pyrimidin-4-yl}-6-propoxy-benzoic acid (*1)	1.11 (C)	497.4

(continued)

Ex.	Compound	t _R [min] (LC-MS)	MS Data m/z [M+H] ⁺
524	2-Fluoro-4-{6-[2-(6-fluoro-2,4-dimethyl-indol-1-yl)-ethylamino]-pyrimidin-4-yl}-6-propoxy-benzoic acid (*1)	1.09 (C)	481.4
525	5-{6-[2-(6,7-Difluoro-4-methoxy-2-methyl-indol-1-yl)-ethylamino]-pyrimidin-4-yl}-3-trifluoromethyl-thiophene-2-carboxylic acid (*1)	1.24 (C)	513.3
526	4-{6-[2-(6-Fluoro-2,4-dimethyl-indol-1-yl)-ethylamino]-pyrimidin-4-yl}-2-isobutoxy-benzoic acid (*1)	1.12 (C)	477.4
527	2-Butoxy-4-{6-[2-(6-fluoro-2,4-dimethyl-indol-1-yl)-ethylamino]-pyrimidin-4-yl}-benzoic acid (*1)	1.13 (C)	477.4
528	2-tert-Butyl-4-{6-[2-(6-fluoro-4-methoxy-2-methyl-indol-1-yl)-ethylamino]-pyrimidin-4-yl}-benzoic acid (*1)	0.94 (C)	477.4
529	4-{6-[2-(6-Chloro-4-methoxy-2-methyl-indol-1-yl)-ethylamino]-pyrimidin-4-yl}-2-isobutyl-benzoic acid (*1)	1.08 (C)	493.4
530	4-{6-[2-(6-Fluoro-4-methoxy-2-methyl-indol-1-yl)-ethylamino]-pyrimidin-4-yl}-2-isobutyl-benzoic acid (*1)	1.02 (C)	477.4
531	4-{6-[2-(7-Fluoro-2,4-dimethyl-indol-1-yl)-ethylamino]-pyrimidin-4-yl}-2-methoxy-6-propyl-benzoic acid (*1)	0.98 (C)	477.4
532	2-Ethoxy-6-ethyl-4-{6-[2-(1-fluoro-2,4-dimethyl-indol-1-yl)-ethylamino]-pyrimidin-4-yl}-benzoic acid (*1)	0.97 (C)	477.4
533	2-Butoxy-4-{6-[2-(7-fluoro-2,4-dimethyl-indol-1-yl)-ethylamino]-pyrimidin-4-yl}-benzoic acid (*1)	1.15 (C)	477.4
534	4-{6-[2-(7-Fluoro-2,4-dimethyl-indol-1-yl)-ethylamino]-pyrimidin-4-yl}-2-isobutoxy-benzoic acid (*1)	1.14 (C)	477.4
535	2-tert-Butyl-4-{6-[2-(7-fluoro-4-methoxy-2-methyl-indol-1-yl)-ethylamino]-pyrimidin-4-yl}-benzoic acid (*1)	0.95 (C)	475.4
536	4-{6-[2-(7-Chloro-4-methoxy-2-methyl-indol-1-yl)-ethylamino]-pyrimidin-4-yl}-2-isobutyl-benzoic acid (*1)	1.1 (C)	493.4
537	4-{6-[2-(7-Fluoro-4-methoxy-2-methyl-indol-1-yl)-ethylamino]-pyrimidin-4-yl}-2-isobutyl-benzoic acid (*1)	1.02 (C)	477.4
538	4-{6-[2-(5-Fluoro-4-methoxy-2-methyl-indol-1-yl)-ethylamino]-pyrimidin-4-yl}-2-isobutyl-benzoic acid (*1)	1.00 (C)	477.4
539	4-{6-[2-(4-Fluoro-7-methoxy-2-methyl-indol-1-yl)-ethylamino]-pyrimidin-4-yl}-2-isobutyl-benzoic acid (*1)	1.06 (C)	477.4
540	5-{6-[2-(7-Fluoro-4-methoxy-2-methyl-indol-1-yl)-ethylamino]-2-methyl-pyrimidin-4-yl}-3-trifluoromethyl-thiophene-2-carboxylic acid (*1)	1.15 (C)	509.3
541	5-{6-[2-(6-Fluoro-4-methoxy-2-methyl-indol-1-yl)-ethylamino]-2-methyl-pyrimidin-4-yl}-3-trifluoromethyl-thiophene-2-carboxylic acid (*1)	1.16 (C)	509.3
542	4-{6-[2-(7-Chloro-5-fluoro-4-methoxy-2-methyl-indol-1-yl)-ethylamino]-pyrimidin-4-yl}-2-ethylsulfanyl-benzoic acid (*1)	1.1 (C)	515.3
543	2-Ethoxy-4-{6-[2-(7-fluoro-2-methyl-4-trifluoromethyl-indol-1-yl)-ethylamino]-pyrimidin-4-yl}-benzoic acid	1.08 (C)	503.4
544	4-(4-{6-[2-(6-Fluoro-2,4-dimethyl-indol-1-yl)-ethylamino]-pyrimidin-4-yl}-phenyl)-thiazole-2-carboxylic acid (*1)	0.91 (C)	488.3

(continued)

Ex.	Compound	t _R [min] (LC-MS)	MS Data m/z [M+H] ⁺
545	2-(4-{6-[2-(6-Fluoro-2,4-dimethyl-indol-1-yl)-ethylamino]-pyrimidin-4-yl}-phenyl)-thiazole-4-carboxylic acid (*1)	0.96 (C)	488.3
546	2-(4-{6-[2-(7-Fluoro-2,4-dimethyl-indol-1-yl)-ethylamino]-pyrimidin-4-yl}-phenyl)-thiazole-4-carboxylic acid (*1)	0.97 (C)	488.3
547	[2-(6-Fluoro-2,4-dimethyl-indol-1-yl)-ethyl]-{6-[4-(3-methyl-3H-imidazol-4-yl)-phenyl]-pyrimidin-4-yl}-amine (*2)	0.64 (C)	441.4
548	[2-(6-Fluoro-2,4-dimethyl-indol-1-yl)-ethyl]-{6-[4-(2-methyl-1H-imidazol-4-yl)-phenyl]-pyrimidin-4-yl}-amine (*2)	0.63 (C)	441.4
549	N-(2-Dimethylamino-ethyl)-4-{6-[2-(7-fluoro-4-methoxy-2-methyl-indol-1-yl)-ethylamino]-pyrimidin-4-yl}-benzamide	0.56 (C)	491.4
550	4-(4-{6-[2-(4,6-Dichloro-2-methyl-indol-1-yl)-ethylamino]-pyrimidin-4-yl}-phenyl)-thiazole-2-carboxylic acid (*1)	1.05 (C)	524.3
551	2-(4-{6-[2-(4,6-Dichloro-2-methyl-indol-1-yl)-ethylamino]-pyrimidin-4-yl}-phenyl)-thiazole-4-carboxylic acid (*1)	1.10 (C)	524.3
552	{6-[4-(2-Amino-oxazol-5-yl)-phenyl]-pyrimidin-4-yl}-[2-(6-fluoro-2,4-dimethyl-indol-1-yl)-ethyl]-amine (*2)	0.77 (C)	443.4
553	[2-(7-Fluoro-2,4-dimethyl-indol-1-yl)-ethyl]-{6-[4-(5-methyl-[1,3,4]oxadiazol-2-yl)-phenyl]-pyrimidin-4-yl}-amine (*2)	0.75 (A)	443.17
554	1-(4-{6-[2-(7-Chloro-4-methoxy-2-methyl-indol-1-yl)-ethylamino]-pyrimidin-4-yl}-2-methoxy-phenyl)-3-ethyl-urea	0.83 (C)	509.4
555	1-Ethyl-3-(4-{6-[2-(7-fluoro-4-methoxy-2-methyl-indol-1-yl)-ethylamino]-pyrimidin-4-yl}-2-methoxy-phenyl)-urea	0.78 (C)	493.4
556	[2-(7-Fluoro-4-methoxy-2-methyl-indol-1-yl)-ethyl]-[6-(3-pyrazol-1-yl-phenyl)-pyrimidin-4-yl]-amine (*2)	0.75 (A)	443.25
557	2-(4-{6-[2-(4-Methoxy-2-methyl-indol-1-yl)-ethylamino]-pyrimidin-4-yl}-phenyl)-thiazole-4-carboxylic acid (*1)	0.83 (C)	486.3
558	[2-(6-Fluoro-4-methoxy-2-methyl-indol-1-yl)-ethyl]-[6-(4-isoxazol-3-yl-phenyl)-pyrimidin-4-yl]-amine (*2)	0.76 (A)	444.09
559	4-{6-[2-(6-Fluoro-2,4-dimethyl-indol-1-yl)-ethylamino]-pyrimidin-4-yl}-2-(2,2,2-trifluoro-ethylamino)-benzoic acid	1.06 (C)	500.3
560	4-{6-[2-(7-Fluoro-2,4-dimethyl-indol-1-yl)-ethylamino]-pyrimidin-4-yl}-2-(2,2,2-trifluoro-ethylamino)-benzoic acid	1.07 (C)	502.4
561	[2-(7-Fluoro-2,4-dimethyl-indol-1-yl)-ethyl]-[6-(4-pyridin-2-yl-phenyl)-pyrimidin-4-yl]-amine (*2)	0.74 (A)	438.31
562	(6-{3-Ethoxy-4-[(2-methoxy-ethylamino)-methyl]-phenyl}-pyrimidin-4-yl)-[2-(7-fluoro-2,4-dimethyl-indol-1-yl)-ethyl]-amine	0.71 (C)	492.5
563	4-{6-[2-(7-Fluoro-2,4-dimethyl-indol-1-yl)-ethylamino]-pyrimidin-4-yl}-N-methyl-2-trifluoromethyl-benzenesulfonamide	1.19 (C)	522.3
564	1-(2-Fluoro-4-{6-[2-(7-fluoro-4-methoxy-2-methyl-indol-1-yl)-ethylamino]-pyrimidin-4-yl}-phenyl)-cyclopropanecarboxylic acid (*1)	0.94 (C)	479.4
565	[2-(6-Fluoro-2,4-dimethyl-indol-1-yl)-ethyl]-{6-[4-(2-methyl-oxazol-4-yl)-(C)phenyl]-pyrimidin-4-yl}-amine (*2)	0.77 (A)	442.16

(continued)

Ex.	Compound	t _R [min] (LC-MS)	MS Data m/z [M+H] ⁺
566	[2-(4-Methoxy-2-methyl-indol-1-yl)-ethyl]-{6-[4-(2-methyl-thiazol-4-yl)-phenyl]-pyrimidin-4-yl}-amine (*2)	0.92 (C)	456.4
567	4-{6-[2-(7-Fluoro-4-methoxy-2-methyl-indol-1-yl)-ethylamino]-pyrimidin-4-yl}-2-trifluoromethyl-benzenesulfonamide	1.03 (C)	524.3
568	4-{6-[2-(4-Methoxy-2-methyl-indol-1-yl)-ethylamino]-pyrimidin-4-yl}-2-(2,2,2-trifluoro-ethylamino)-benzoic acid	0.94 (C)	500.4
569	{6-[4-(5-Amino-[1,3,4]thiadiazol-2-yl)-phenyl]-pyrimidin-4-yl}-[2-(6-fluoro-2,4-dimethyl-indol-1-yl)-ethyl]-amine (*2)	0.71 (A)	460.24
570	4-{6-[2-(7-Fluoro-2-methyl-4-trifluoromethoxy-indol-1-yl)-ethylamino]-pyrimidin-4-yl}-2-propyl-benzoic acid	1.15 (C)	517.4
571	rac-1-(2-Ethoxy-4-{6-[2-(7-fluoro-4-methoxy-2-methyl-indol-1-yl)-ethylamino]-pyrimidin-4-yl}-phenyl)-2,2,2-trifluoro-ethanol	1.02 (C)	519.4
572	{6-[4-(2-Amino-oxazol-5-yl)-phenyl]-pyrimidin-4-yl}-[2-(6-fluoro-4-methoxy-2-methyl-indol-1-yl)-ethyl]-amine (*2)	0.71 (C)	459.4
573	{6-[4-(2-Amino-oxazol-5-yl)-phenyl]-pyrimidin-4-yl}-[2-(7-fluoro-4-methoxy-2-methyl-indol-1-yl)-ethyl]-amine (*2)	0.71 (C)	459.4
574	[2-(7-Fluoro-4-methoxy-2-methyl-indol-1-yl)-ethyl]-{6-[4-(5-methyl-[1,3,4]oxadiazol-2-yl)-phenyl]-pyrimidin-4-yl}-amine (*2)	0.71 (A)	459.14
575	[2-(6,7-Difluoro-2,4-dimethyl-indol-1-yl)-ethyl]-{6-[4-(2-methyl-1H-imidazol-4-yl)-phenyl]-pyrimidin-4-yl}-amine (*2)	0.66 (C)	459.4
576	[2-(6,7-Difluoro-2,4-dimethyl-indol-1-yl)-ethyl]-{6-[4-(3-methyl-3H-imidazol-4-yl)-phenyl]-pyrimidin-4-yl}-amine (*2)	0.68 (C)	459.4
577	{6-[4-(2-Amino-oxazol-5-yl)-phenyl]-pyrimidin-4-yl}-[2-(6,1-difluoro-2,4-dimethyl-indol-1-yl)-ethyl]-amine (*2)	0.81 (C)	461.4
578	4-(4-{6-[2-(6-Fluoro-4-methoxy-2-methyl-indol-1-yl)-ethylamino]-pyrimidin-4-yl}-phenyl)-thiazole-2-carboxylic acid (*1)	0.85 (C)	504.3
579	2-(4-{6-[2-(6-Fluoro-4-methoxy-2-methyl-indol-1-yl)-ethylamino]-pyrimidin-4-yl}-phenyl)-thiazole-4-carboxylic acid (*1)	0.89 (C)	504.3
580	2-(4-{6-[2-(7-Fluoro-4-methoxy-2-methyl-indol-1-yl)-ethylamino]-pyrimidin-4-yl}-phenyl)-thiazole-4-carboxylic acid (*1)	0.89 (C)	504.4
581	[2-(6-Fluoro-4-methoxy-2-methyl-indol-1-yl)-ethyl]-{6-[4-(2-methyl-1H-imidazol-4-yl)-phenyl]-pyrimidin-4-yl}-amine (*2)	0.58 (C)	457.4
582	[2-(6-Fluoro-4-methoxy-2-methyl-indol-1-yl)-ethyl]-{6-[4-(3-methyl-3H-imidazol-4-yl)-phenyl]-pyrimidin-4-yl}-amine (*2)	0.59 (C)	457.4
583	[2-(6-Fluoro-4-methoxy-2-methyl-indol-1-yl)-ethyl]-{6-[4-(5-methyl-1H-pyrazol-3-yl)-phenyl]-pyrimidin-4-yl}-amine (*2)	0.72 (A)	457.11
584	[2-(7-Fluoro-4-methoxy-2-methyl-indol-1-yl)-ethyl]-{6-[4-(3-methyl-3H-imidazol-4-yl)-phenyl]-pyrimidin-4-yl}-amine (*2)	0.59 (C)	457.4
585	[2-(6-Fluoro-4-methoxy-2-methyl-indol-1-yl)-ethyl]-{6-[4-(2-methyl-oxazol-4-yl)-phenyl]-pyrimidin-4-yl}-amine (*2)	0.75 (A)	458.16
586	{6-[3-Ethoxy-4-(isobutylamino-methyl)-phenyl]-pyrimidin-4-yl}-[2-(1-fluoro-4-methoxy-2-methyl-indol-1-yl)-ethyl]-amine	0.73 (C)	506.5

(continued)

Ex.	Compound	t _R [min] (LC-MS)	MS Data m/z [M+H] ⁺
587	4-{6-[2-(6-Fluoro-4-methoxy-2-methyl-indol-1-yl)-ethylamino]-pyrimidin-4-yl}-2-(2,2,2-trifluoro-ethylamino)-benzoic acid	0.99 (C)	518.4
588	4-{6-[2-(7-Fluoro-4-methoxy-2-methyl-indol-1-yl)-ethylamino]-pyrimidin-4-yl}-2-(2,2,2-trifluoro-ethylamino)-benzoic acid	1.00 (C)	518.4
589	(6-{3-Ethoxy-4-[(2-methoxy-ethylamino)-methyl]-phenyl}-pyrimidin-4-yl)-[2-(7-fluoro-4-methoxy-2-methyl-indol-1-yl)-ethyl]-amine	0.66 (C)	508.4
590	[2-(7-Fluoro-4-methoxy-2-methyl-indol-1-yl)-ethyl]-[6-(4-pyridin-2-yl-phenyl)-pyrimidin-4-yl]-amine (*2)	0.71 (A)	454.10
591	4-{6-[2-(7-Fluoro-4-methoxy-2-methyl-indol-1-yl)-ethylamino]-pyrimidin-4-yl}-N-methyl-2-trifluoromethyl-benzenesulfonamide	1.12 (C)	538.3
592	[2-(6-Fluoro-2,4-dimethyl-indol-1-yl)-ethyl]-{6-[4-(5-methylamino-[1,3,4]thiadiazol-2-yl)-phenyl]-pyrimidin-4-yl}-amine (*2)	0.74 (A)	474.25
593	3-(4-{6-[2-(7-Fluoro-4-methoxy-2-methyl-indol-1-yl)-ethylamino]-pyrimidin-4-yl}-phenyl)-1H-pyrazole-4-carboxylic acid (*1)	0.71 (C)	487.4
594	5-(4-{6-[2-(1-Fluoro-4-methoxy-2-methyl-indol-1-yl)-ethylamino]-pyrimidin-4-yl}-phenyl)-2H-pyrazole-3-carboxylic acid (*1)	0.77 (C)	487.4
595	2-Cyclopentyloxy-4-{6-[2-(7-fluoro-4-methoxy-2-methyl-indol-1-yl)-ethylamino]-pyrimidin-4-yl}-benzoic acid	0.78 (A)	505.1
596	5-(4-{6-[2-(1-Fluoro-4-methoxy-2-methyl-indol-1-yl)-ethylamino]-pyrimidin-4-yl}-phenyl)-3-methyl-isoxazole-4-carboxylic acid	0.74 (A)	501.88
597	[6-(4-Cyclobutylaminomethyl-3-ethoxy-phenyl)-pyrimidin-4-yl]-[2-(7-fluoro-4-methoxy-2-methyl-indol-1-yl)-ethyl]-amine	0.70 (C)	504.4
598	2-Difluoromethoxy-4-{6-[2-(4-methoxy-2-methyl-indol-1-yl)-ethylamino]-pyrimidin-4-yl}-benzoic acid (*2)	0.92 (C)	469.4
599	2-Chloro-6-ethoxy-4-{6-[2-(4-methoxy-2-methyl-indol-1-yl)-ethylamino]-pyrimidin-4-yl}-benzoic acid (*2)	0.90 (C)	481.3
600	2-Difluoromethoxy-4-{6-[2-(6-fluoro-2,4-dimethyl-indol-1-yl)-ethylamino]-pyrimidin-4-yl}-benzoic acid (*2)	1.05 (C)	471.3
601	2-Difluoromethoxy-4-{6-[2-(7-fluoro-2,4-dimethyl-indol-1-yl)-ethylamino]-pyrimidin-4-yl}-benzoic acid (*2)	1.06 (C)	471.3
602	2-Ethanesulfonylamino-4-{6-[2-(7-fluoro-2,4-dimethyl-indol-1-yl)-ethylamino]-pyrimidin-4-yl}-benzoic acid (*1)	0.76 (A)	512.2
603	4-{6-[2-(2-Cyano-6-fluoro-4-methoxy-indol-1-yl)-ethylamino]-pyrimidin-4-yl}-2-isobutyl-benzoic acid (*1)	0.78 (A)	488.18
604	4-{6-[2-(6-Fluoro-4-methoxy-2-methyl-indol-1-yl)-ethylamino]-pyrimidin-4-yl}-2-trifluoromethoxy-benzoic acid (*1)	1.09 (C)	505.3
605	4-{6-[2-(7-Chloro-4-methoxy-2-methyl-indol-1-yl)-ethylamino]-pyrimidin-4-yl}-2-trifluoromethoxy-benzoic acid (*1)	1.17 (C)	521.3
606	4-{6-[2-(7-Fluoro-4-methoxy-2-methyl-indol-1-yl)-ethylamino]-pyrimidin-4-yl}-2-trifluoromethoxy-benzoic acid (*1)	1.1 (C)	505.3
607	2-Chloro-4-{6-[2-(6-fluoro-4-methoxy-2-methyl-indol-1-yl)-ethylamino]-pyrimidin-4-yl}-6-propoxy-benzoic acid (*1)	1.04 (C)	513.3

(continued)

Ex.	Compound	t _R [min] (LC-MS)	MS Data m/z [M+H] ⁺
608	2-Fluoro-4-{6-[2-(6-fluoro-4-methoxy-2-methyl-indol-1-yl)-ethylamino]-pyrimidin-4-yl}-6-propoxy-benzoic acid (*1)	1.01 (C)	497.4
609	2-Chloro-4-{6-[2-(7-fluoro-4-methoxy-2-methyl-indol-1-yl)-ethylamino]-pyrimidin-4-yl}-6-propoxy-benzoic acid (*1)	1.05 (C)	513.4
610	2-Fluoro-4-{6-[2-(7-fluoro-4-methoxy-2-methyl-indol-1-yl)-ethylamino]-pyrimidin-4-yl}-6-propoxy-benzoic acid (*1)	1.02 (C)	497.4
611	2-Butoxy-4-{6-[2-(6-fluoro-4-methoxy-2-methyl-indol-1-yl)-ethylamino]-pyrimidin-4-yl}-benzoic acid (*1)	1.06 (C)	493.4
612	4-{6-[2-(6-Fluoro-4-methoxy-2-methyl-indol-1-yl)-ethylamino]-pyrimidin-4-yl}-2-isobutoxy-benzoic acid (*1)	1.05 (C)	493.4
613	2-Butoxy-4-{6-[2-(7-chloro-4-methoxy-2-methyl-indol-1-yl)-ethylamino]-pyrimidin-4-yl}-benzoic acid (*1)	1.14 (C)	509.4
614	4-{6-[2-(7-Chloro-4-methoxy-2-methyl-indol-1-yl)-ethylamino]-pyrimidin-4-yl}-2-isobutoxy-benzoic acid (*1)	1.13 (C)	509.4
615	2-Butoxy-4-{6-[2-(7-fluoro-4-methoxy-2-methyl-indol-1-yl)-ethylamino]-pyrimidin-4-yl}-benzoic acid (*1)	1.07 (C)	493.4
616	4-{6-[2-(7-Fluoro-4-methoxy-2-methyl-indol-1-yl)-ethylamino]-pyrimidin-4-yl}-2-isobutoxy-benzoic acid (*1)	1.06 (C)	493.4
617	4-{6-[2-(7-Chloro-4-methoxy-2-methyl-indol-1-yl)-ethylamino]-pyrimidin-4-yl}-2-ethoxy-6-ethyl-benzoic acid (*1)	0.96 (C)	509.4
618	2-Ethoxy-6-ethyl-4-{6-[2-(7-fluoro-4-methoxy-2-methyl-indol-1-yl)-ethylamino]-pyrimidin-4-yl}-benzoic acid (*1)	0.90 (C)	493.4
619	4-{6-[2-(7-Fluoro-4-methoxy-2-methyl-indol-1-yl)-ethylamino]-pyrimidin-4-yl}-2-methoxy-6-propyl-benzoic acid (*1)	0.91 (C)	493.4
620	2-Chloro-6-propoxy-4-{6-[2-(4,6,7-trifluoro-2-methyl-indol-1-yl)-ethylamino]-pyrimidin-4-yl}-benzoic acid (*1)	0.81 (A)	519.05
621	4-{6-[2-(6,7-Difluoro-4-methoxy-2-methyl-indol-1-yl)-ethylamino]-pyrimidin-4-yl}-2-isobutyl-benzoic acid (*1)	1.08 (C)	495.4
622	4-{6-[2-(5-Chloro-7-fluoro-4-methoxy-2-methyl-indol-1-yl)-ethylamino]-pyrimidin-4-yl}-2-isobutyl-benzoic acid (*1)	1.12 (C)	511.4
623	4-{6-[2-(6-Fluoro-4-methoxy-2-methyl-indol-1-yl)-ethylamino]-2-methyl-pyrimidin-4-yl}-2-isobutyl-benzoic acid (*1)	0.88 (C)	491.5
624	2-Ethoxy-4-{6-[2-(7-fluoro-2,4-dimethyl-indol-1-yl)-ethylamino]-pyrimidin-4-yl}-6-propyl-benzoic acid (*1)	1.03 (C)	491.4
625	4-{6-[2-(7-Fluoro-4-methoxy-2-methyl-indol-1-yl)-ethylamino]-2-methyl-pyrimidin-4-yl}-2-isobutyl-benzoic acid (*1)	0.88 (C)	491.4
626	3-Ethoxy-5-{6-[2-(6-fluoro-2,4-dimethyl-indol-1-yl)-ethylamino]-2-trifluoromethyl-pyrimidin-4-yl}-thiophene-2-carboxylic acid (*1)	0.99 (A)	523.16
627	4-{6-[2-(6,7-Difluoro-2,4-dimethyl-indol-1-yl)-ethylamino]-pyrimidin-4-yl}-2-fluoro-6-propoxy-benzoic acid (*1)	1.14 (C)	499.4
628	2-Chloro-4-{6-[2-(6,7-difluoro-2,4-dimethyl-indol-1-yl)-ethylamino]-pyrimidin-4-yl}-6-propoxy-benzoic acid (*1)	1.16 (C)	515.4

(continued)

Ex.	Compound	t _R [min] (LC-MS)	MS Data m/z [M+H] ⁺
629	2-Chloro-4-{6-[2-(5,7-difluoro-2,4-dimethyl-indol-1-yl)-ethylamino]-pyrimidin-4-yl}-6-propoxy-benzoic acid (*1)	0.80 (A)	515.06
630	2-Difluoromethoxy-4-{6-[2-(6-fluoro-4-methoxy-2-methyl-indol-1-yl)-ethylamino]-pyrimidin-4-yl}-benzoic acid (*2)	0.98 (C)	487.4
631	4-{6-[2-(7-Chloro-4-methoxy-2-methyl-indol-1-yl)-ethylamino]-pyrimidin-4-yl}-2-difluoromethoxy-benzoic acid (*2)	1.06 (C)	503.3
632	2-Difluoromethoxy-4-{6-[2-(7-fluoro-4-methoxy-2-methyl-indol-1-yl)-ethylamino]-pyrimidin-4-yl}-benzoic acid (*2)	0.98 (C)	487.3
633	4-{6-[2-(7-Chloro-4-methoxy-2-methyl-indol-1-yl)-ethylamino]-pyrimidin-4-yl}-2-ethoxy-6-propyl-benzoic acid (*1)	1.02 (C)	523.4
634	2-Ethoxy-4-{6-[2-(7-fluoro-4-methoxy-2-methyl-indol-1-yl)-ethylamino]-pyrimidin-4-yl}-6-propyl-benzoic acid (*1)	0.96 (C)	507.4
635	3-Ethoxy-5-{6-[2-(6-fluoro-4-methoxy-2-methyl-indol-1-yl)-ethylamino]-2-trifluoromethyl-pyrimidin-4-yl}-thiophene-2-carboxylic acid (*1)	0.98 (A)	539.03
636	4-{6-[2-(6,7-Difluoro-4-methoxy-2-methyl-indol-1-yl)-ethylamino]-pyrimidin-4-yl}-2-trifluoromethoxy-benzoic acid (*1)	1.15 (C)	523.3
637	4-{6-[2-(6,7-Difluoro-4-methoxy-2-methyl-indol-1-yl)-ethylamino]-pyrimidin-4-yl}-2-fluoro-6-propoxy-benzoic acid (*1)	1.08 (C)	515.4
638	2-Chloro-4-{6-[2-(6,7-difluoro-4-methoxy-2-methyl-indol-1-yl)-ethylamino]-pyrimidin-4-yl}-6-propoxy-benzoic acid (*1)	1.10 (C)	531.4
639	{6-[4-(2-Amino-oxazol-5-yl)-phenyl]-pyrimidin-4-yl}-[2-(6,1-difluoro-4-methoxy-2-methyl-indol-1-yl)-ethyl]-amine (*2)	0.76 (C)	477.4
640	[2-(6-Fluoro-4-methoxy-2-methyl-indol-1-yl)-ethyl]-[6-(2-trifluoromethyl-1H-imidazol-5-yl)-pyrimidin-4-yl]-amine (*2)	0.72 (A)	484.82
641	[2-(6,7-Difluoro-4-methoxy-2-methyl-indol-1-yl)-ethyl]-[6-[4-(3-methyl-3H-imidazol-4-yl)-phenyl]-pyrimidin-4-yl]-amine (*2)	0.64 (C)	475.4
642	[2-(6,7-Difluoro-4-methoxy-2-methyl-indol-1-yl)-ethyl]-[6-[4-(2-methyl-1H-imidazol-4-yl)-phenyl]-pyrimidin-4-yl]-amine (*2)	0.63 (C)	475.4
643	3-[5-(4-{6-[2-(7-Fluoro-2,4-dimethyl-indol-1-yl)-ethylamino]-pyrimidin-4-yl}-phenyl)-oxazol-2-yl]-propionic acid (*1)	0.9 (C)	500.4
644	4-{6-[2-(6,7-Difluoro-4-methoxy-2-methyl-indol-1-yl)-ethylamino]-pyrimidin-4-yl}-2-(2,2,2-trifluoro-ethylamino)-benzoic acid	1.04 (C)	536.4
645	[2-(6-Fluoro-4-methoxy-2-methyl-indol-1-yl)-ethyl]-[6-[4-(5-methylamino-[1,3,4]thiadiazol-2-yl)-phenyl]-pyrimidin-4-yl]-amine (*2)	0.72 (A)	490.26
646	3-[5-(4-{6-[2-(1-Fluoro-4-methoxy-2-methyl-indol-1-yl)-ethylamino]-pyrimidin-4-yl}-phenyl)-oxazol-2-yl]-propionic acid (*1)	0.83 (C)	516.4
647	3-[5-(4-{6-[2-(6-Fluoro-2,4-dimethyl-indol-1-yl)-ethylamino]-pyrimidin-4-yl}-phenyl)-4-methyl-oxazol-2-yl]-propionic acid (*1)	0.91 (C)	514.4
648	3-[5-(4-{6-[2-(7-Fluoro-2,4-dimethyl-indol-1-yl)-ethylamino]-pyrimidin-4-yl}-phenyl)-4-methyl-oxazol-2-yl]-propionic acid (*1)	0.92 (C)	514.4
649	2-(4-Fluoro-phenoxy)-4-{6-[2-(4-methoxy-2-methyl-indol-1-yl)-ethylamino]-pyrimidin-4-yl}-benzoic acid (*1)	1.01 (C)	513.4

(continued)

Ex.	Compound	t _R [min] (LC-MS)	MS Data m/z [M+H] ⁺
5	650 4-{6-[2-(7-Fluoro-2,4-dimethyl-indol-1-yl)-ethylamino]-pyrimidin-4-yl}-2-(4-fluoro-phenoxy)-benzoic acid (*1)	1.14 (C)	515.4
10	651 3-[5-(4-{6-[2-(6-Fluoro-4-methoxy-2-methyl-indol-1-yl)-ethylamino]-pyrimidin-4-yl}-phenyl)-4-methyl-oxazol-2-yl]-propionic acid (*1)	0.85 (C)	530.4
	652 3-[5-(4-{6-[2-(1-Fluoro-4-methoxy-2-methyl-indol-1-yl)-ethylamino]-pyrimidin-4-yl}-phenyl)-4-methyl-oxazol-2-yl]-propionic acid (*1)	0.86 (C)	530.4
15	653 3-[5-(4-{6-[2-(6,7-Difluoro-2,4-dimethyl-indol-1-yl)-ethylamino]-pyrimidin-4-yl}-phenyl)-4-methyl-oxazol-2-yl]-propionic acid (*1)	0.96 (C)	532.4
	654 4-{6-[2-(7-Fluoro-4-methoxy-2-methyl-indol-1-yl)-ethylamino]-pyrimidin-4-yl}-2-(4-fluoro-phenoxy)-benzoic acid (*1)	1.07 (C)	531.4
20	655 3-[5-(4-{6-[2-(6,7-Difluoro-4-methoxy-2-methyl-indol-1-yl)-ethylamino]-pyrimidin-4-yl}-phenyl)-4-methyl-oxazol-2-yl]-propionic acid (*1)	0.90 (C)	548.4
	656 [2-(6,7-Difluoro-4-methoxy-2-methyl-indol-1-yl)-ethyl]-{6-[3-ethoxy-5-fluoro-4-(1H-tetrazol-5-yl)-phenyl]-pyrimidin-4-yl}-amine (*1)	0.77 (A)	525.16
25	657 [2-(6,7-Difluoro-2,4-dimethyl-indol-1-yl)-ethyl]-{6-[3-ethoxy-5-fluoro-4-(1H-tetrazol-5-yl)-phenyl]-pyrimidin-4-yl}-amine (*1)	0.79 (A)	509.12
	658 {6-[3-Ethoxy-5-fluoro-4-(1H-tetrazol-5-yl)-phenyl]-pyrimidin-4-yl}-[2-(6-fluoro-4-methoxy-2-methyl-indol-1-yl)-ethyl]-amine (*1)	0.74 (A)	507.07
30	659 [2-(5-Chloro-7-methyl-[1,3]dioxolo[4,5-e]indol-6-yl)-ethyl]-{6-[3-ethylamino-4-(1H-tetrazol-5-yl)-phenyl]-pyrimidin-4-yl}-amine	0.96 (C)	518.4
	660 {6-[3-Ethoxy-5-fluoro-4-(1H-tetrazol-5-yl)-phenyl]-pyrimidin-4-yl}-[2-(6-fluoro-2,4-dimethyl-indol-1-yl)-ethyl]-amine (*1)	0.76 (A)	491.14
35	661 {6-[3-Ethoxy-4-(1H-tetrazol-5-yl)-phenyl]-pyrimidin-4-yl}-[2-(1-fluoro-4-methoxy-2-methyl-indol-1-yl)-ethyl]-amine (*1)	0.92 (C)	489.4
	662 [2-(7-Chloro-4-methoxy-2-methyl-indol-1-yl)-ethyl]-{6-[3-ethoxy-4-(1H-tetrazol-5-yl)-phenyl]-pyrimidin-4-yl}-amine (*1)	0.99 (C)	505.4
40	663 {6-[3-Ethoxy-4-(1H-tetrazol-5-yl)-phenyl]-pyrimidin-4-yl}-[2-(1-fluoro-2,4-dimethyl-indol-1-yl)-ethyl]-amine (*1)	1.00 (C)	473.4
	664 {6-[3-Ethoxy-4-(1H-tetrazol-5-yl)-phenyl]-pyrimidin-4-yl}-[2-(4-methoxy-2-methyl-indol-1-yl)-ethyl]-amine (*1)	0.87 (C)	471.4
45	665 {6-[3-Ethylamino-4-(1H-tetrazol-5-yl)-phenyl]-pyrimidin-4-yl}-[2-(1-fluoro-4-methoxy-2-methyl-indol-1-yl)-ethyl]-amine	0.91 (C)	488.4
	666 [2-(7-Chloro-4-methoxy-2-methyl-indol-1-yl)-ethyl]-{6-[3-ethylamino-4-(1H-tetrazol-5-yl)-phenyl]-pyrimidin-4-yl}-amine	0.97 (C)	504.4
50	667 {6-[3-Ethylamino-4-(1H-tetrazol-5-yl)-phenyl]-pyrimidin-4-yl}-[2-(4-methoxy-2-methyl-indol-1-yl)-ethyl]-amine	0.86 (C)	470.4
	668 {6-[3-Ethylamino-4-(1H-tetrazol-5-yl)-phenyl]-pyrimidin-4-yl}-[2-(1-fluoro-2,4-dimethyl-indol-1-yl)-ethyl]-amine	0.98 (C)	472.4
55	669 {6-[3-Ethoxy-4-(1H-tetrazol-5-yl)-phenyl]-pyrimidin-4-yl}-[2-(2-methyl-indol-1-yl)-ethyl]-amine (*1)	0.90 (C)	441.4
	670 [2-(4-Methoxy-2-methyl-indol-1-yl)-ethyl]-{6-[3-methoxy-4-(1H-tetrazol-5-yl)-phenyl]-pyrimidin-4-yl}-amine	0.81 (C)	457.4

(continued)

Ex.	Compound	t _R [min] (LC-MS)	MS Data m/z [M+H] ⁺
671	{6-[3-Ethylamino-4-(1H-tetrazol-5-yl)-phenyl]-pyrimidin-4-yl}-[2-(2-methyl-indol-1-yl)-ethyl]-amine	0.89 (C)	440.4
672	3-Butoxy-5-{6-[2-(6-fluoro-4-methoxy-2-methyl-indol-1-yl)-ethylamino]-pyrimidin-4-yl}-thiophene-2-carboxylic acid (*1)	0.85 (A)	499.14
673	3-Butoxy-5-{6-[2-(7-fluoro-4-methoxy-2-methyl-indol-1-yl)-ethylamino]-pyrimidin-4-yl}-thiophene-2-carboxylic acid (*1)	0.85 (A)	499.15
674	5-{6-[2-(6-Fluoro-4-methoxy-2-methyl-indol-1-yl)-ethylamino]-pyrimidin-4-yl}-3-propoxy-thiophene-2-carboxylic acid (*1)	0.81 (A)	485.09
675	5-{6-[2-(7-Fluoro-4-methoxy-2-methyl-indol-1-yl)-ethylamino]-pyrimidin-4-yl}-3-isopropoxy-thiophene-2-carboxylic acid (*1)	0.80 (A)	485.16
676	5-{6-[2-(6-Fluoro-4-methoxy-2-methyl-indol-1-yl)-ethylamino]-pyrimidin-4-yl}-3-isopropoxy-thiophene-2-carboxylic acid (*1)	0.81 (A)	485.0
677	5-{6-[2-(7-Fluoro-4-methoxy-2-methyl-indol-1-yl)-ethylamino]-pyrimidin-4-yl}-3-propoxy-thiophene-2-carboxylic acid (*1)	0.82 (A)	485.0
678	3-(4-{6-[2-(6,7-Difluoro-4-methoxy-2-methyl-indol-1-yl)-ethylamino]-pyrimidin-4-yl}-phenyl)-4H-[1,2,4]oxadiazol-5-one	0.73 (A)	479.11
679	3-(4-{6-[2-(6-Chloro-4-methoxy-2-methyl-indol-1-yl)-ethylamino]-pyrimidin-4-yl}-phenyl)-4H-[1,2,4]oxadiazol-5-one	0.73 (A)	477.10
680	3-(4-{6-[2-(6,7-Difluoro-2,4-dimethyl-indol-1-yl)-ethylamino]-pyrimidin-4-yl}-phenyl)-4H-[1,2,4]oxadiazol-5-one	0.75 (A)	463.11
681	3-(4-{6-[2-(4,6-Dichloro-2-methyl-indol-1-yl)-ethylamino]-pyrimidin-4-yl}-phenyl)-4H-[1,2,4]oxadiazol-5-one	0.77 (A)	480.97
682	3-(4-{6-[2-(4,5,7-Trifluoro-2-methyl-indol-1-yl)-ethylamino]-pyrimidin-4-yl}-phenyl)-4H-[1,2,4]oxadiazol-5-one	0.74 (A)	466.90
683	[2-(7-Fluoro-4-methoxy-2-methyl-indol-1-yl)-ethyl]-{6-[3-methoxy-4-(1H-tetrazol-5-yl)-phenyl]-pyrimidin-4-yl}-amine	0.87 (C)	475.4
684	[2-(7-Chloro-4-methoxy-2-methyl-indol-1-yl)-ethyl]-{6-[3-methoxy-4-(1H-tetrazol-5-yl)-phenyl]-pyrimidin-4-yl}-amine	0.93 (C)	491.3
685	[2-(6-Fluoro-2,4-dimethyl-indol-1-yl)-ethyl]-[6-(4-[1,2,4]oxadiazol-5-yl-phenyl)-pyrimidin-4-yl]-amine	0.70 (A)	429.28
686	[2-(7-Fluoro-2,4-dimethyl-indol-1-yl)-ethyl]-[6-(2-methyl-benzooxazol-5-yl)-pyrimidin-4-yl]-amine	0.74 (A)	416.20
687	[2-(6-Fluoro-4-methoxy-2-methyl-indol-1-yl)-ethyl]-[6-(2-methyl-benzooxazol-5-yl)-pyrimidin-4-yl]-amine	0.72 (A)	432.18
688	[2-(7-Fluoro-4-methoxy-2-methyl-indol-1-yl)-ethyl]-[6-(2-methyl-benzooxazol-5-yl)-pyrimidin-4-yl]-amine	0.71 (A)	432.17
689	[2-(6,7-Difluoro-4-methoxy-2-methyl-indol-1-yl)-ethyl]-[6-(2-methyl-benzooxazol-5-yl)-pyrimidin-4-yl]-amine	0.74 (A)	449.79
690	2-Chloro-4-{6-[2-(7-fluoro-4-methoxy-2-methyl-indol-1-yl)-ethylamino]-pyrimidin-4-yl}-6-isobutoxy-benzoic acid (*1)	0.79 (A)	527.0
691	2-Chloro-6-isobutoxy-4-{6-[2-(4-methoxy-2-methyl-indol-1-yl)-ethylamino]-pyrimidin-4-yl}-benzoic acid (*1)	0.76 (A)	509.0

(continued)

Ex.	Compound	t _R [min] (LC-MS)	MS Data m/z [M+H] ⁺
5	692 2-Chloro-4-{6-[2-(6-fluoro-4-methoxy-2-methyl-indol-1-yl)-ethylamino]-pyrimidin-4-yl}-6-isobutoxy-benzoic acid (*1)	0.79 (A)	527.0
10	693 2-Chloro-4-{6-[2-(6-fluoro-2,4-dimethyl-indol-1-yl)-ethylamino]-pyrimidin-4-yl}-6-isobutoxy-benzoic acid (*1)	0.81 (A)	511.0
	694 2-Chloro-4-{6-[2-(6,7-difluoro-2,4-dimethyl-indol-1-yl)-ethylamino]-pyrimidin-4-yl}-6-isobutoxy-benzoic acid (*1)	0.84 (A)	529.0
15	695 [6-(1H-Indol-5-yl)-pyrimidin-4-yl]-[2-(2-methyl-indol-1-yl)-ethyl]-amine	0.72 (A)	368.20
	696 [2-(6,7-Difluoro-2,4-dimethyl-indol-1-yl)-ethyl]-[6-(1H-indol-5-yl)-pyrimidin-4-yl]-amine	0.78 (A)	417.98
	697 [2-(6-Fluoro-2,4-dimethyl-indol-1-yl)-ethyl]-[6-(1H-indol-5-yl)-pyrimidin-4-yl]-amine	0.76 (A)	400.28
20	698 [2-(7-Fluoro-2,4-dimethyl-indol-1-yl)-ethyl]-[6-(1H-indol-5-yl)-pyrimidin-4-yl]-amine	0.77 (A)	400.25
	699 [2-(6-Fluoro-4-methoxy-2-methyl-indol-1-yl)-ethyl]-[6-(1H-indol-5-yl)-pyrimidin-4-yl]-amine	0.73 (A)	416.24
	700 [2-(7-Fluoro-4-methoxy-2-methyl-indol-1-yl)-ethyl]-[6-(1H-indol-5-yl)-pyrimidin-4-yl]-amine	0.73 (A)	416.19
25	701 [2-(6,7-Difluoro-4-methoxy-2-methyl-indol-1-yl)-ethyl]-[6-(1H-indol-5-yl)-pyrimidin-4-yl]-amine	0.75 (A)	434.03
	702 [2-(6,7-Difluoro-2,4-dimethyl-indol-1-yl)-ethyl]-[6-(1-methyl-1H-indol-5-yl)-pyrimidin-4-yl]-amine	0.82 (A)	432.26
30	703 [2-(6-Fluoro-2,4-dimethyl-indol-1-yl)-ethyl]-[6-(1-methyl-1H-indol-5-yl)-pyrimidin-4-yl]-amine	0.80 (A)	414.27
	704 [2-(7-Fluoro-2,4-dimethyl-indol-1-yl)-ethyl]-[6-(1-methyl-1H-indol-5-yl)-pyrimidin-4-yl]-amine	0.80 (A)	414.29
35	705 [2-(6-Fluoro-4-methoxy-2-methyl-indol-1-yl)-ethyl]-[6-(1-methyl-1H-indol-5-yl)-pyrimidin-4-yl]-amine	0.77 (A)	430.27
	706 [2-(1-Fluoro-4-methoxy-2-methyl-indol-1-yl)-ethyl]-[6-(1-methyl-1H-indol-5-yl)-pyrimidin-4-yl]-amine	0.76 (A)	430.25
40	707 [2-(6,7-Difluoro-4-methoxy-2-methyl-indol-1-yl)-ethyl]-[6-(1-methyl-1H-indol-5-yl)-pyrimidin-4-yl]-amine	0.80 (A)	448.24
	708 3-(4-{6-[2-(7-Fluoro-2,4-dimethyl-indol-1-yl)-ethylamino]-pyrimidin-4-yl}-phenyl)-3-oxo-propionitrile	0.76 (A)	428.18
45	709 3-(4-{6-[2-(6-Fluoro-4-methoxy-2-methyl-indol-1-yl)-ethylamino]-pyrimidin-4-yl}-phenyl)-3-oxo-propionitrile	0.74 (A)	444.16
	710 3-(4-{6-[2-(7-Fluoro-4-methoxy-2-methyl-indol-1-yl)-ethylamino]-pyrimidin-4-yl}-phenyl)-3-oxo-propionitrile	0.73 (A)	444.18
50	711 3-(4-{6-[2-(6,7-Difluoro-4-methoxy-2-methyl-indol-1-yl)-ethylamino]-pyrimidin-4-yl}-phenyl)-3-oxo-propionitrile	0.76 (A)	462.15
	712 [2-(2-Methyl-indol-1-yl)-ethyl]-[6-[4-(3-methyl-isoxazol-5-yl)-phenyl]-pyrimidin-4-yl]-amine	0.76 (A)	410.25
55	713 [2-(6-Fluoro-2,4-dimethyl-indol-1-yl)-ethyl]-[6-[4-(3-methyl-isoxazol-5-yl)-phenyl]-pyrimidin-4-yl]-amine	0.80 (A)	442.16

(continued)

Ex.	Compound	t _R [min] (LC-MS)	MS Data m/z [M+H] ⁺
714	[2-(7-Fluoro-2,4-dimethyl-indol-1-yl)-ethyl]-{6-[4-(3-methyl-isoxazol-5-yl)-phenyl]-pyrimidin-4-yl}-amine	0.81 (A)	442.19
715	[2-(6-Fluoro-4-methoxy-2-methyl-indol-1-yl)-ethyl]-{6-[4-(3-methyl-isoxazol-5-yl)-phenyl]-pyrimidin-4-yl}-amine	0.78 (A)	458.16
716	[2-(7-Fluoro-4-methoxy-2-methyl-indol-1-yl)-ethyl]-{6-[4-(3-methyl-isoxazol-5-yl)-phenyl]-pyrimidin-4-yl}-amine	0.78 (A)	458.18
717	[2-(6,7-Difluoro-4-methoxy-2-methyl-indol-1-yl)-ethyl]-{6-[4-(3-methyl-isoxazol-5-yl)-phenyl]-pyrimidin-4-yl}-amine	0.80 (A)	476.10
718	4-{6-[2-(7-Chloro-5-fluoro-2,4-dimethyl-indol-1-yl)-ethylamino]-pyrimidin-4-yl}-2-propoxy-benzoic acid	0.81 (A)	497.14
719	[2-(6,7-Difluoro-2,4-dimethyl-indol-1-yl)-ethyl]-{6-[4-(4-methyl-isoxazol-5-yl)-phenyl]-pyrimidin-4-yl}-amine	0.82 (A)	460.14
720	2-Chloro-4-{6-[2-(4-methoxy-2-methyl-indol-1-yl)-ethylamino]-pyrimidin-4-yl}-6-(2,2,2-trifluoro-ethoxy)-benzoic acid (*1)	0.75 (A)	535.0
721	2-Chloro-4-{6-[2-(6-fluoro-4-methoxy-2-methyl-indol-1-yl)-ethylamino]-pyrimidin-4-yl}-6-(2,2,2-trifluoro-ethoxy)-benzoic acid (*1)	0.77 (A)	553.0
722	2-Chloro-4-{6-[2-(6,7-difluoro-4-methoxy-2-methyl-indol-1-yl)-ethylamino]-pyrimidin-4-yl}-6-(2,2,2-trifluoro-ethoxy)-benzoic acid (*1)	0.82 (A)	571.0
723	2-Chloro-4-{6-[2-(6-fluoro-2,4-dimethyl-indol-1-yl)-ethylamino]-pyrimidin-4-yl}-6-(2,2,2-trifluoro-ethoxy)-benzoic acid (*1)	0.79 (A)	537.0
724	2-Chloro-4-{6-[2-(6,7-difluoro-2,4-dimethyl-indol-1-yl)-ethylamino]-pyrimidin-4-yl}-6-(2,2,2-trifluoro-ethoxy)-benzoic acid (*1)	0.82 (A)	555.0
725	2-Chloro-4-{6-[2-(7-fluoro-4-methoxy-2-methyl-indol-1-yl)-ethylamino]-pyrimidin-4-yl}-6-(2,2,2-trifluoro-ethoxy)-benzoic acid (*1)	0.78 (A)	553.0
726	[2-(6-Fluoro-4-methoxy-2-methyl-indol-1-yl)-ethyl]-[6-(3-pyrazol-1-yl-phenyl)-pyrimidin-4-yl]-amine (*2)	0.75 (A)	443.0
727	[2-(6-Fluoro-4-methoxy-2-methyl-indol-1-yl)-ethyl]-[6-(4-pyridin-2-yl-phenyl)-pyrimidin-4-yl]-amine (*2)	0.72 (A)	454.0
728	[2-(6-Fluoro-4-methoxy-2-methyl-indol-1-yl)-ethyl]-[6-(isoquinolin-7-yl-pyrimidin-4-yl)-amine (*2)	0.66 (A)	428.0
729	[2-(6-Fluoro-2,4-dimethyl-indol-1-yl)-ethyl]-[6-(3-pyrazol-1-yl-phenyl)-pyrimidin-4-yl]-amine (*2)	0.79 (A)	428.0
730	[2-(6-Fluoro-2,4-dimethyl-indol-1-yl)-ethyl]-[6-(4-pyridin-2-yl-phenyl)-pyrimidin-4-yl]-amine (*2)	0.73 (A)	438.0
731	[2-(6-Fluoro-2,4-dimethyl-indol-1-yl)-ethyl]-[6-(isoquinolin-7-yl-pyrimidin-4-yl)-amine (*2)	0.67 (A)	412.0
732	[2-(6-Fluoro-2,4-dimethyl-indol-1-yl)-ethyl]-[6-(quinolin-6-yl-pyrimidin-4-yl)-amine (*2)	0.71 (A)	412.0
733	[2-(6-Fluoro-2,4-dimethyl-indol-1-yl)-ethyl]-[6-(quinoxalin-6-yl-pyrimidin-4-yl)-amine (*2)	0.74 (A)	413.30
734	[2-(6-Fluoro-2,4-dimethyl-indol-1-yl)-ethyl]-{6-[4-(4-methyl-isoxazol-5-yl)-phenyl]-pyrimidin-4-yl}-amine	0.80 (A)	442.22
735	[2-(7-Fluoro-2,4-dimethyl-indol-1-yl)-ethyl]-{6-[4-(4-methyl-isoxazol-5-yl)-phenyl]-pyrimidin-4-yl}-amine	0.81 (A)	442.19

(continued)

Ex.	Compound	t _R [min] (LC-MS)	MS Data m/z [M+H] ⁺
736	[2-(6-Fluoro-4-methoxy-2-methyl-indol-1-yl)-ethyl]-{6-[4-(4-methyl-isoxazol-5-yl)-phenyl]-pyrimidin-4-yl}-amine	0.78 (A)	458.20
737	[2-(7-Fluoro-4-methoxy-2-methyl-indol-1-yl)-ethyl]-{6-[4-(4-methyl-isoxazol-5-yl)-phenyl]-pyrimidin-4-yl}-amine	0.78 (A)	458.11
738	[2-(6,7-Difluoro-4-methoxy-2-methyl-indol-1-yl)-ethyl]-{6-[4-(4-methyl-isoxazol-5-yl)-phenyl]-pyrimidin-4-yl}-amine	0.80 (A)	476.13
739	[6-(3H-Benzotriazol-5-yl)-pyrimidin-4-yl]-[2-(7-fluoro-2,4-dimethyl-indol-1-yl)-ethyl]-amine	0.68 (A)	402.05
740	[6-(2,3-Dihydro-benzo[1,4]dioxin-6-yl)-pyrimidin-4-yl]-[2-(7-fluoro-2,4-dimethyl-indol-1-yl)-ethyl]-amine	0.77 (A)	419.17
741	[2-(7-Fluoro-2,4-dimethyl-indol-1-yl)-ethyl]-[6-(4-[1,2,4]triazol-1-yl-phenyl)-pyrimidin-4-yl]-amine	0.73 (A)	428.18
742	[2-(6,7-Difluoro-2,4-dimethyl-indol-1-yl)-ethyl]-[6-(4-isoxazol-5-yl-phenyl)-pyrimidin-4-yl]-amine	0.79 (A)	446.08
743	[2-(6-Fluoro-4-methoxy-2-methyl-indol-1-yl)-ethyl]-[6-(4-isoxazol-5-yl-phenyl)-pyrimidin-4-yl]-amine	0.74 (A)	444.17
744	[2-(7-Fluoro-4-methoxy-2-methyl-indol-1-yl)-ethyl]-[6-(4-isoxazol-5-yl-phenyl)-pyrimidin-4-yl]-amine	0.73 (A)	444.09
745	[2-(6,7-Difluoro-4-methoxy-2-methyl-indol-1-yl)-ethyl]-[6-(4-isoxazol-5-yl-phenyl)-pyrimidin-4-yl]-amine	0.77 (A)	462.06

Example 746: {6-[3-Methoxy-4-(1H-tetrazol-5-yl)-phenyl]-pyrimidin-4-yl}[2-(2-methyl-indol-1-yl)-ethyl]-amine

[0571] The title compound is prepared according to the procedure described for A.2.84., using 2-methoxy-4-(6-((2-(2-methyl-1H-indol-1-yl)ethyl)amino)pyrimidin-4-yl)benzonitrile. LC-MS A: t_R = 0.69 min; [M+H]⁺ = 426.97.

a) 2-Methoxy-4-(6-((2-(2-methyl-1H-indol-1-yl)ethyl)amino)pyrimidin-4-yl)benzonitrile

[0572] The title compound is prepared according to the general procedure A described above, using the building block A.1.1. and 4-cyano-3-methoxyphenylboronic acid. LC-MS A: t_R = 0.97 min; [M+H]⁺ = 383.99.

Example 747: [2-(4,7-Difluoro-2-methyl-indol-1-yl)-ethyl]-{6-[3-methoxy-4-(1H-tetrazol-5-yl)-phenyl]-pyrimidin-4-yl}-amine

[0573] The title compound is prepared according to the procedure described for A.2.84., using 4-(6-((2-(4,7-difluoro-2-methyl-1H-indol-1-yl)ethyl)amino)pyrimidin-4-yl)-2-methoxybenzonitrile. LC-MS A: t_R = 0.73 min; [M+H]⁺ = 463.21.

a) 4-(6-((2-(4,7-Difluoro-2-methyl-1H-indol-1-yl)ethyl)amino)pyrimidin-4-yl)-2-methoxybenzonitrile

[0574] The title compound is prepared according to the general procedure A described above, using the building block A.1.10. and 4-cyano-3-methoxyphenylboronic acid. LC-MS A: t_R = 0.81 min; [M+H]⁺ = 420.03.

Example 748: [2-(7-Fluoro-2,4-dimethyl-indol-1-yl)-ethyl]-{6-[3-methoxy-4-(1H-tetrazol-5-yl)-phenyl]-pyrimidin-4-yl}-amine

[0575] The title compound is prepared according to the procedure described for A.2.84., using 4-(6-((2-(7-fluoro-2,4-dimethyl-1H-indol-1-yl)ethyl)amino)pyrimidin-4-yl)-2-methoxybenzonitrile. LC-MS A: t_R = 0.74 min; [M+H]⁺ = 459.12.

a) 4-(6-((2-(7-Fluoro-2,4-dimethyl-1H-indol-1-yl)ethyl)amino)pyrimidin-4-yl)-2-methoxybenzonitrile

[0576] The title compound is prepared according to the general procedure A described above, using the building block A.1.8. and 4-cyano-3-methoxyphenylboronic acid. LC-MS A: t_R = 0.82 min; $[M+H]^+$ = 416.04.

Example 749: [2-(6-Fluoro-4-methoxy-2-methyl-indol-1-yl)-ethyl]-[6-[4-(6-methoxy-pyrimidin-4-yl)-phenyl]-pyrimidin-4-yl]-amine

[0577] The title compound is prepared according to the general procedure A described above, using N-(2-(6-fluoro-4-methoxy-2-methyl-1H-indol-1-yl)ethyl)-6-(4-(4,4,5,5-tetramethyl-1,3,2-dioxaborolan-2-yl)phenyl)pyrimidin-4-amine and 4-chloro-6-methoxypyrimidine. LC-MS E: t_R = 1.10 min; $[M+H]^+$ = 484.88.

a) N-(2-(6-fluoro-4-methoxy-2-methyl-1H-indol-1-yl)ethyl)-6-(4-(4,4,5,5-tetramethyl-1,3,2-dioxaborolan-2-yl)phenyl)pyrimidin-4-amine

[0578] The title compound is prepared according to the general procedure A described above, using the building block A.1.23. and 1,4-Phenylenediboronic acid, pinacol ester. LC-MS A: t_R = 0.83 min; $[M+H]^+$ = 503.22.

[0579] Following the procedure described for example 749, the coupling of N-(2-(6-fluoro-4-methoxy-2-methyl-1H-indol-1-yl)ethyl)-6-(4-(4,4,5,5-tetramethyl-1,3,2-dioxaborolan-2-yl)phenyl)pyrimidin-4-amine and the selected commercially available heteroaryl bromide, the following examples are synthesized:

Table 9: Examples 750 - 763

Ex.	Compound	t_R [min] (LC-MS)	MS Data m/z $[M+H]^+$
750	[2-(6-Fluoro-4-methoxy-2-methyl-indol-1-yl)-ethyl]-[6-(4-pyrazin-2-yl-phenyl)-pyrimidin-4-yl]-amine	1.02 (E)	454.89
751	[2-(6-Fluoro-4-methoxy-2-methyl-indol-1-yl)-ethyl]-[6-(4-thiazol-2-yl-phenyl)-pyrimidin-4-yl]-amine	1.10 (E)	459.85
752	{6-[4-(1,5-Dimethyl-1H-imidazol-2-yl)-phenyl]-pyrimidin-4-yl}-[2-(6-fluoro-4-methoxy-2-methyl-indol-1-yl)-ethyl]-amine	0.69 (E)	470.91
753	[2-(6-Fluoro-4-methoxy-2-methyl-indol-1-yl)-ethyl]-{6-[4-(2-methyl-2H-[1,2,4]triazol-3-yl)-phenyl]-pyrimidin-4-yl}-amine	0.75 (E)	457.93
754	[2-(6-Fluoro-4-methoxy-2-methyl-indol-1-yl)-ethyl]-{6-[4-(4-methoxy-pyrimidin-2-yl)-phenyl]-pyrimidin-4-yl}-amine	0.91 (E)	484.89
755	[2-(6-Fluoro-4-methoxy-2-methyl-indol-1-yl)-ethyl]-[6-(4-pyrimidin-2-yl-phenyl)-pyrimidin-4-yl]-amine	0.83 (E)	454.9
756	[2-(6-Fluoro-4-methoxy-2-methyl-indol-1-yl)-ethyl]-{6-[4-(6-methoxy-pyridazin-3-yl)-phenyl]-pyrimidin-4-yl}-amine	0.85 (E)	484.87
757	[2-(6-Fluoro-4-methoxy-2-methyl-indol-1-yl)-ethyl]-{6-[4-(5-methoxy-pyrimidin-2-yl)-phenyl]-pyrimidin-4-yl}-amine	0.89 (E)	484.88
758	[2-(6-Fluoro-4-methoxy-2-methyl-indol-1-yl)-ethyl]-{6-[4-(4-methyl-thiazol-2-yl)-phenyl]-pyrimidin-4-yl}-amine	0.91 (E)	473.88
759	[2-(6-Fluoro-4-methoxy-2-methyl-indol-1-yl)-ethyl]-{6-[4-(4-fluoro-pyridin-2-yl)-phenyl]-pyrimidin-4-yl}-amine	0.89 (E)	471.86
760	{6-[4-(4,5-Dimethyl-thiazol-2-yl)-phenyl]-pyrimidin-4-yl}-[2-(6-fluoro-4-methoxy-2-methyl-indol-1-yl)-ethyl]-amine	0.96 (E)	487.88
761	[2-(6-Fluoro-4-methoxy-2-methyl-indol-1-yl)-ethyl]-{6-[4-(6-methoxy-pyrazin-2-yl)-phenyl]-pyrimidin-4-yl}-amine	0.89 (E)	484.88
762	[2-(6-Fluoro-4-methoxy-2-methyl-indol-1-yl)-ethyl]-{6-[4-(5-fluoro-pyrimidin-2-yl)-phenyl]-pyrimidin-4-yl}-amine	0.89 (E)	472.87

(continued)

Ex.	Compound	t _R [min] (LC-MS)	MS Data m/z [M+H] ⁺
763	6-(4-(6-((2-(6-Fluoro-4-methoxy-2-methyl-1H-indol-1-yl)ethyl)amino)pyrimidin-4-yl)phenyl)-N,N-dimethylpyrimidin-4-amine	0.75 (E)	497.95

Example 764: [2-(2-Methyl-indol-1-yl)-ethyl]-[6-(4-thiazol-2-yl-phenyl)-pyrimidin-4-yl]-amine

[0580] The title compound is prepared according to the general procedure A described above, using N-(2-(2-methyl-1H-indol-1-yl)ethyl)-6-(4-(4,4,5,5-tetramethyl-1,3,2-dioxaborolan-2-yl)phenyl)pyrimidin-4-amine. LC-MS A: t_R = 0.76 min; [M+H]⁺ = 412.15.

a) N-(2-(2-methyl-1H-indol-1-yl)ethyl)-6-(4-(4,4,5,5-tetramethyl-1,3,2-dioxaborolan-2-yl)phenyl)pyrimidin-4-amine

[0581] The title compound is prepared according to the general procedure A described above, using the building block A.1.1. and 1,4-Phenylenediboronic acid, pinacol ester. LC-MS A: t_R = 0.81 min; [M+H]⁺ = 455.36.

Example 765: 2-Ethoxy-4-{6-[2-(7-fluoro-4-methoxy-2-methyl-indol-1-yl)-ethylamino]-pyrimidin-4-yl}-N-methoxy-benzamide

[0582] To a solution of 2-ethoxy-4-{6-[2-(7-fluoro-4-methoxy-2-methyl-indol-1-yl)-ethylamino]-pyrimidin-4-yl}-benzoic acid (example 326) (50 mg, 0.108 mmol) in DCM (2 mL) is added O-methylhydroxylamine hydrochloride (13.5 mg, 0.161 mmol) and DIPEA (0.0553 mL, 0.323 mmol) and the mixture is cooled to 0 °C. Propylphosphonic anhydride (50% solution in DCM, 0.0705 mL, 0.118 mmol) is added and the solution allowed to warm up to RT and stirred overnight. The mixture is concentrated under reduced pressure. The residue is purified via preparative HPLC (large X Bridge prep C 18, basic), affording the title compound as a white powder. LC-MS A: t_R = 0.70 min; [M+H]⁺ = 493.92.

[0583] Following the procedure described for example 765, the coupling of 2-ethoxy-4-{6-[2-(7-fluoro-4-methoxy-2-methyl-indol-1-yl)-ethylamino]-pyrimidin-4-yl}-benzoic acid (example 326) or 2-ethoxy-4-{6-[2-(7-fluoro-2,4-dimethyl-indol-1-yl)-ethylamino]-pyrimidin-4-yl}-benzoic acid (example 158) and the selected commercially available alkylhydroxylamine hydrochlorides, the following examples are synthesized:

Table 10: Examples 766 - 771

Ex.	Compound	t _R [min] (LC-MS)	MS Data m/z [M+H] ⁺
766	N-Benzyloxy-2-ethoxy-4-{6-[2-(7-fluoro-4-methoxy-2-methyl-indol-1-yl)-ethylamino]-pyrimidin-4-yl}-benzamide	0.81 (A)	571.03
767	2,N-Diethoxy-4-{6-[2-(7-fluoro-4-methoxy-2-methyl-indol-1-yl)-ethylamino]-pyrimidin-4-yl}-benzamide	0.95 (C)	508.4
768	N-Benzyloxy-2-ethoxy-4-{6-[2-(7-fluoro-2,4-dimethyl-indol-1-yl)-ethylamino]-pyrimidin-4-yl}-benzamide	1.18 (C)	554.5
769	2-Ethoxy-4-{6-[2-(7-fluoro-4-methoxy-2-methyl-indol-1-yl)-ethylamino]-pyrimidin-4-yl}-N-(2-hydroxy-ethoxy)-benzamide	0.83 (C)	522.4
770	2-Ethoxy-4-{6-[2-(7-fluoro-4-methoxy-2-methyl-indol-1-yl)-ethylamino]-pyrimidin-4-yl}-N-isopropoxy-benzamide	1.00 (C)	522.4
771	2-Ethoxy-4-{6-[2-(7-fluoro-2,4-dimethyl-indol-1-yl)-ethylamino]-pyrimidin-4-yl}-N-(2-hydroxy-ethoxy)-benzamide	0.69 (A)	508.97

Example 772: 6-{6-[2-(2-Methyl-indol-1-yl)-ethylamino]-pyrimidin-4-yl}-1,2-dihydro-indazol-3-one

[0584] A solution of methyl 2-fluoro-4-(6-((2-(2-methyl-1H-indol-1-yl)ethyl)amino)pyrimidin-4-yl)benzoate (100 mg, 0.247 mmol) in hydrazine hydrate (1.15 mL, 23.7 mmol) is refluxed for 5h, then cooled to RT, and concentrated. The

crude product is purified by prep LCMS under basic conditions, to afford the title compound as a yellow powder (76 mg, 80%). LC-MS A: t_R = 0.61 min; $[M+H]^+$ = 385.14.

a) Methyl 2-fluoro-4-(6-((2-(2-methyl-1H-indol-1-yl)ethyl)amino)pyrimidin-4-yl)benzoate

[0585] To a solution of 2-fluoro-4-(6-((2-(2-methyl-1H-indol-1-yl)ethyl)amino)pyrimidin-4-yl)benzoic acid (300 mg, 0.768 mmol) in DMF (7.6 mL) is added K_2CO_3 (191 mg, 1.38 mmol) and iodomethane (218 mg, 1.54 mmol), and the RM is stirred at RT for 30min. Water is added to the RM and it is extracted with Et_2O (3x). Organic layers are mixed and washed with water (2x), then dried over $MgSO_4$ and concentrated to dryness. The crude product is purified by FC, eluting with DCM/MeOH (50:1) to afford the product as a yellow solid (0.295 g, 95%). LC-MS A: t_R = 0.78 min; $[M+H]^+$ = 405.15.

b) 2-Fluoro-4-(6-((2-(2-methyl-1H-indol-1-yl)ethyl)amino)pyrimidin-4-yl)benzoic acid

[0586] Following general procedure A with A.1.1. and 3-fluoro-4-methoxycarbonylphenylboronic acid, the title compound is obtained as a white solid. LC-MS A: t_R = 0.68 min; $[M+H]^+$ = 391.16.

Example 773: 6-{6-[2-(7-Fluoro-4-methoxy-2-methyl-indo)-1-yl]-ethylamino}-pyrimidin-4-yl}-1,2-dihydro-indazol-3-one

[0587] Following the same method as described for example 772, using methyl 2-fluoro-4-(6-((2-(7-fluoro-4-methoxy-2-methyl-1H-indol-1-yl)ethyl)amino)pyrimidin-4-yl)benzoate, the title compound is obtained as a pale yellow solid. LC-MS A: t_R = 0.63 min; $[M+H]^+$ = 433.01.

a) Methyl 2-fluoro-4-(6-((2-(7-fluoro-4-methoxy-2-methyl-1H-indol-1-yl)ethyl)amino)pyrimidin-4-yl)benzoate

[0588] Following the same method as described for example 772 a), using 2-fluoro-4-(6-((2-(7-fluoro-4-methoxy-2-methyl-1H-indol-1-yl)ethyl)amino)pyrimidin-4-yl)benzoic acid, the title compound is obtained as a yellow solid. LC-MS A: t_R = 0.80 min; $[M+H]^+$ = 453.05.

b) 2-Fluoro-4-(6-((2-(7-fluoro-4-methoxy-2-methyl-1H-indol-1-yl)ethyl)amino)pyrimidin-4-yl)benzoic acid

[0589] Following general procedure A with A.1.25. and 3-fluoro-4-methoxycarbonylphenylboronic acid, the title compound is obtained as a pale yellow solid. LC-MS A: t_R = 0.70 min; $[M+H]^+$ = 439.03.

Example 774: 6-{6-[2-(2-Methyl-indol-1-yl)-ethylamino]-pyrimidin-4-yl}-benzo[d]isoxazol-3-one

[0590] To a solution of N-hydroxyacetamide (83.1 mg, 1.11 mmol) in DMF (1.3 mL) is added potassium tert-butoxide (124 mg, 1.11 mmol) and the RM is stirred for 30min before adding methyl 2-fluoro-4-(6-((2-(2-methyl-1H-indol-1-yl)ethyl)amino)pyrimidin-4-yl)benzoate (example 760 a) (179 mg, 0.443 mmol) in DMF (0.5 mL). The RM is stirred at 100°C overnight. The RM is cooled and partitioned between EtOAc (10mL) and 1N NaOH solution (10mL). The aq. layer is washed with EtOAc, then acidified with 2N HCl solution (10mL). The desired product is collected by filtration from the aq. layer as a pale yellow solid (109 mg, 64%). LC-MS A: t_R = 0.68 min; $[M+H]^+$ = 386.03.

Example 775: 4-{6-[2-(2,7-Dichloro-4-methoxy-indol-1-yl)-ethylamino]-pyrimidin-4-yl}-2-ethoxy-benzoic acid (*1)

[0591] To a suspension of ethyl 4-(6-((2-(2,7-dichloro-4-methoxy-1H-indol-1-yl)ethyl)amino)pyrimidin-4-yl)-2-ethoxybenzoate (80 mg, 0.151 mmol) in EtOH/ H_2O (2:1, 1.2 mL) is added LiOH monohydrate (31.7 mg, 0.756 mmol), and the is stirred at 80°C for 1h30, then cooled to RT, filtered through 0.45 μm and 0.22 μm filters and purified via HPLC prep. under basic condition, to afford the title compound as a pink powder (40 mg, 30%). LC-MS A: t_R = 0.77 min; $[M+H]^+$ = 500.86.

a) Ethyl 4-(6-((2-(2,7-dichloro-4-methoxy-1H-indol-1-yl)ethyl)amino)pyrimidin-4-yl)-2-ethoxybenzoate

[0592] Ethyl 4-(6-((2-(7-chloro-4-methoxy-2-oxoindolin-1-yl)ethyl)amino)pyrimidin-4-yl)-2-ethoxybenzoate (157 mg, 0.307 mmol) is dissolved in $POCl_3$ (1 mL) and stirred under reflux for 1h. The RM is cooled to 0°C and carefully quenched with NaOH 32% until basic pH then additional water is carefully added. The aqueous layer is extracted with DCM (x 3). Organic layers are washed with brine, dried over $MgSO_4$. filtered. MeOH is added and the solvent is removed under reduced pressure to afford the crude title compound as a brown solid, quantitatively. LC-MS A: t_R = 0.86 min; $[M+H]^+$

= 528.79.

b) Ethyl 4-(6-((2-(7-chloro-4-methoxy-2-oxoindolin-1-yl)ethyl)amino)pyrimidin-4-yl)-2-ethoxybenzoate

[0593] Following the general procedure A, 7-chloro-1-(2-((6-chloropyrimidin-4-yl)amino)ethyl)-4-methoxyindolin-2-one and ethyl 2-ethoxy-4-(4,4,5,5-tetramethyl-1,3,2-dioxaborolan-2-yl)benzoate are coupled, affording the title compound as a pale yellow solid. LC-MS A: t_R = 0.78 min; $[M+H]^+$ = 511.05.

c) 7-Chloro-1-(2-((6-chloropyrimidin-4-yl)amino)ethyl)-4-methoxyindolin-2-one

[0594] Following the procedure described for A.1.1. with 1-(2-aminoethyl)-7-chloro-4-methoxyindolin-2-one, the title compound is obtained as an orange solid. LC-MS A: t_R = 0.81 min; $[M+H]^+$ = 352.97.

d) 1-(2-Aminoethyl)-7-chloro-4-methoxyindolin-2-one

[0595] To a suspension of 7-chloro-1-(2-(1,3-dioxoisindolin-2-yl)ethyl)-4-methoxyindoline-2,3-dione (2.694 g, 7 mmol) in Ethanol (60 mL) is added hydrazine monohydrate (4.08 mL, 84 mmol). The RM is stirred at 110°C in a sealed tube for overnight, then cooled at RT and partitioned between DCM and NaOH 1M. The organic layer is dried over $MgSO_4$, filtrated and concentrated under vacuum to afford the crude product. It is triturated in Et_2O and filtered. This afforded the title compound as a beige solid (1.156 g, 69%). LC-MS A: t_R = 0.52 min; $[M+H]^+$ = 241.09.

e) 7-Chloro-1-(2-(1,3-dioxoisindolin-2-yl)ethyl)-4-methoxyindoline-2,3-dione

[0596] To a suspension of NaH (926 mg, 23.2 mmol) in DMF (39 mL) is added at 0°C 7-chloro-4-methoxyindoline-2,3-dione (2.45 g, 11.6 mmol) in DMF (15 mL). The RM is allowed to warm up to RT and stirred for 30min. Then the mixture is heated up to 60°C and N-(2-Bromoethyl)phthalimide (4.65 g, 17.4 mmol) in DMF (20 mL) is added dropwise to the mixture. The RM is then stirred at 60°C overnight. It is cooled down to 0°C, quenched with water, the precipitate is filtered, washed with Et_2O , and dried, affording the title compound as a yellow solid (2.70 g, 61%). LC-MS A: t_R = 0.83 min; $[M+H]^+$ = 385.03.

f) 7-Chloro-4-methoxyindoline-2,3-dione

[0597] A flask is charged with concentrated H_2SO_4 (13.5 mL) and warm up to 60°C. (E)-N-(2-chloro-5-methoxyphenyl)-2-(hydroxyimino)acetamide (573 mg, 2.51 mmol) is added portionwise. The mixture is stirred at 60°C for 20min, then allowed to cooled to 0°C and water is carefully added. The precipitate is filtered, well-washed with water, dissolved in acetone and dried with $MgSO_4$. The organic phase is filtered and the solvent is removed under reduced pressure to afford the title compound as a deep orange solid (3.00 g, 79%). LCMS A: t_R = 0.60 min, no ionization.

g) (E)-N-(2-Chloro-5-methoxyphenyl)-2-(hydroxyimino)acetamide

[0598] To a solution of 2-Chloro-5-methoxyaniline (8.00 g, 50.8 mmol) in water (72 mL) is added concentrated HCl (35%) (4.32 mL), then a solution of chloral hydrate (8.43 g, 51 mmol) in water (176 mL) followed by sodium sulfate (24.6 g, 156 mmol). Hydroxylamine (50% in water, 7.68 mL, 254 mmol) is added, and the mixture is refluxed for 1.5h. The RM is cooled to 0°C, the RM is filtered and the obtained precipitate is washed with water (x 3). The solid is dissolved in acetone and dried with $MgSO_4$. The organic phase is filtered and the solvent is removed under reduced pressure to afford a dark brown solid. It is triturated in Et_2O , the solid is removed by filtration, well washed with Et_2O and discarded. The filtrate is concentrated to dryness. The resulting orange solid is triturated in DCM, the solid is filtered, and the filtrate is concentrated under vacuum, to be triturated again in DCM before being filtered (x 3). This affords the pure product as a beige solid (4.08 g, 35%). LCMS A: t_R = 0.73 min, $[M+H]^+$ = 229.07.

Example 776: 4-{6-[2-(2-Chloro-7-fluoro-4-methoxy-indol-1-yl)-ethylamino]-pyrimidin-4-yl}-2-ethoxybenzoic acid (*1)

[0599] Following the procedure described for example 775 using ethyl 4-(6-((2-(2-chloro-7-fluoro-4-methoxy-1H-indol-1-yl)ethyl)amino)pyrimidin-4-yl)-2-ethoxybenzoate, the title compound is obtained as a pink powder. LC-MS A: t_R = 0.74 min; $[M+H]^+$ = 484.89.

a) Ethyl 4-(6-((2-(2-chloro-7-fluoro-4-methoxy-1H-indol-1-yl)ethyl)amino)pyrimidin-4-yl)-2-ethoxybenzoate

[0600] Following the procedure described for example 775 a) using ethyl 2-ethoxy-4-(6-((2-(7-fluoro-4-methoxy-2-oxoindolin-1-yl)ethyl)amino)pyrimidin-4-yl)benzoate, the title compound is obtained as an orange solid. LC-MS A: t_R = 0.84 min; $[M+H]^+$ = 512.97.

b) Ethyl 2-ethoxy-4-(6-((2-(7-fluoro-4-methoxy-2-oxoindolin-1-yl)ethyl)amino)pyrimidin-4-yl)benzoate

[0601] Following the procedure described for example 775 b) using 1-(2-((6-chloropyrimidin-4-yl)amino)ethyl)-7-fluoro-4-methoxyindolin-2-one, the title compound is obtained as a pale yellow solid. LC-MS A: t_R = 0.75 min; $[M+H]^+$ = 495.07.

c) 1-(2-((6-Chloropyrimidin-4-yl)amino)ethyl)-7-fluoro-4-methoxyindolin-2-one

[0602] Following the procedure described for example 775 c) using 1-(2-aminoethyl)-7-fluoro-4-methoxyindolin-2-one, the title compound is obtained as an orange solid. LC-MS A: t_R = 0.76 min; $[M+H]^+$ = 336.96.

d) 1-(2-Aminoethyl)-7-fluoro-4-methoxyindolin-2-one

[0603] Following the procedure described for example 775 d) using 1-(2-(1,3-dioxoisindolin-2-yl)ethyl)-7-fluoro-4-methoxyindoline-2,3-dione, the title compound is obtained as a beige solid. LC-MS A: t_R = 0.46 min; $[M+H]^+$ = 225.18.

e) 1-(2-(1,3-Dioxoisindolin-2-yl)ethyl)-7-fluoro-4-methoxyindoline-2,3-dione

[0604] Following the procedure described for example 775 e) using 7-fluoro-4-methoxyindoline-2,3-dione, the title compound is obtained as an orange solid. LC-MS A: t_R = 0.80 min; $[M+H]^+$ = 369.043.

f) 7-Fluoro-4-methoxyindoline-2,3-dione

[0605] Following the procedure described for example 775 f) using (E)-N-(2-fluoro-5-methoxyphenyl)-2-(hydroxyimino)acetamide, the title compound is obtained as an orange solid. LC-MS A: t_R = 0.54 min; no ionization.

g) (E)-N-(2-Fluoro-5-methoxyphenyl)-2-(hydroxyimino)acetamide

[0606] Following the procedure described for example 775 g) using 2-fluoro-5-methoxyaniline, the title compound is obtained as an off-white solid. LC-MS A: t_R = 0.65 min; $[M+H]^+$ = 213.06.

Example 777: 5-{6-[2-(2-Chloro-7-fluoro-4-methoxy-indol-1-yl)-ethylamino]-pyrimidin-4-yl}-3-ethoxy-thiophene-2-carboxylic acid (*1)

[0607] Following the procedure described for example 775 using methyl 5-(6-((2-(2-chloro-7-fluoro-4-methoxy-1H-indol-1-yl)ethyl)amino)pyrimidin-4-yl)-3-ethoxythiophene-2-carboxylate, the title compound is obtained as a beige powder. LC-MS A: t_R = 0.79 min; $[M+H]^+$ = 491.03.

a) Methyl 5-(6-((2-(2-chloro-7-fluoro-4-methoxy-1H-indol-1-yl)ethyl)amino)pyrimidin-4-yl)-3-ethoxythiophene-2-carboxylate

[0608] Following the procedure described for example 775 a) using methyl 3-ethoxy-5-(6-((2-(7-fluoro-4-methoxy-2-oxoindolin-1-yl)ethyl)amino)pyrimidin-4-yl)thiophene-2-carboxylate, the title compound is obtained as an orange solid. LC-MS A: t_R = 0.90 min; $[M+H]^+$ = 505.00.

b) Methyl 3-ethoxy-5-(6-((2-(7-fluoro-4-methoxy-2-oxoindolin-1-yl)ethyl)amino)pyrimidin-4-yl)thiophene-2-carboxylate

[0609] A suspension of 1-(2-((6-chloropyrimidin-4-yl)amino)ethyl)-7-fluoro-4-methoxyindolin-2-one (example 775 c)) (115 mg, 0.273 mmol), methyl 3-ethoxy-5-(4,4,5,5-tetramethyl-1,3,2-dioxaborolan-2-yl)thiophene-2-carboxylate (A.2.66.) (298 mg, 0.82 mmol), K_3PO_4 (203 mg, 0.956 mmol) and DMF (3.5 ml) is degassed by bubbling N_2 through. Tetrakis(triphenylphosphine)palladium (0) (31.9 mg, 0.0273 mmol) is added, and bubbling of N_2 is continued for 5 min. The RM is stirred at 85°C for 1h30, cooled to RT and filtered over a 0.45 μm Whatmann filter and purified by prep HPLC

under basic conditions. This afforded the title compound as a yellow solid (40 mg, 30%). LC-MS A: t_R = 0.79 min; $[M+H]^+$ = 487.05.

Example 778: 4-{6-[2-(2,4-Dichloro-7-fluoro-indol-1-yl)-ethylamino]-pyrimidin-4-yl}-2-ethoxy-benzoic acid (*1)

[0610] Following the procedure described for example 775 using ethyl 4-(6-((2-(2,4-dichloro-7-fluoro-1H-indol-1-yl)ethyl)amino)pyrimidin-4-yl)-2-ethoxybenzoate, the title compound is obtained as a pink powder. LC-MS A: t_R = 0.78 min; $[M+H]^+$ = 488.82.

a) Ethyl 4-(6-((2-(2,4-dichloro-7-fluoro-1H-indol-1-yl)ethyl)amino)pyrimidin-4-yl)-2-ethoxybenzoate

[0611] Following the procedure described for example 775 a) using ethyl 4-(6-((2-(4-chloro-7-fluoro-2-oxoindolin-1-yl)ethyl)amino)pyrimidin-4-yl)-2-ethoxybenzoate, the title compound is obtained as a yellow solid. LC-MS A: t_R = 0.87 min; $[M+H]^+$ = 517.03.

b) Ethyl 4-(6-((2-(4-chloro-7-fluoro-2-oxoindolin-1-yl)ethyl)amino)pyrimidin-4-yl)-2-ethoxybenzoate

[0612] Following the procedure described for example 775 b) using 4-chloro-1-(2-((6-chloropyrimidin-4-yl)amino)ethyl)-7-fluoroindolin-2-one, the title compound is obtained as a pale yellow solid. LC-MS A: t_R = 0.78 min; $[M+H]^+$ = 499.02.

c) 4-Chloro-1-(2-((6-chloropyrimidin-4-yl)amino)ethyl)-7-fluoroindolin-2-one

[0613] Following the procedure described for example 775 c) using 1-(2-aminoethyl)-4-chloro-7-fluoroindolin-2-one, the title compound is obtained as an orange solid. LC-MS A: t_R = 0.80 min; $[M+H]^+$ = 341.02.

d) 1-(2-Aminoethyl)-4-chloro-7-fluoroindolin-2-one

[0614] Following the procedure described for example 775 d) using 4-chloro-1-(2-(1,3-dioxoisindolin-2-yl)ethyl)-7-fluoroindoline-2,3-dione, the title compound is obtained as a purple solid. LC-MS A: t_R = 0.50 min; $[M+H]^+$ = 229.07.

e) 4-Chloro-1-(2-(1,3-dioxoisindolin-2-yl)ethyl)-7-fluoroindoline-2,3-dione

[0615] Following the procedure described for example 775 e) using 4-chloro-7-fluoroindoline-2,3-dione, the title compound is obtained as an orange solid. LC-MS A: t_R = 0.86 min; $[M+H]^+$ = 373.05.

f) 4-Chloro-7-fluoroindoline-2,3-dione

[0616] Following the procedure described for example 775 f) using (E)-N-(5-chloro-2-fluorophenyl)-2-(hydroxyimino)acetamide, the title compound is obtained as an orange solid. LC-MS A: t_R = 0.63 min; no ionization.

g) (E)-N-(5-Chloro-2-fluorophenyl)-2-(hydroxyimino)acetamide

[0617] Following the procedure described for example 775 g) using 5-chloro-2-fluoroaniline, the title compound is obtained as an off-white solid. LC-MS A: t_R = 0.71 min; no ionization.

Example 779: 4-{6-[2-(2-Chloro-7-fluoro-4-methyl-indol-1-yl)-ethylamino]-pyrimidin-4-yl}-2-ethoxy-benzoic acid

[0618] Following the procedure described for example 775 using ethyl 4-(6-((2-(2-chloro-7-fluoro-4-methyl-1H-indol-1-yl)ethyl)amino)pyrimidin-4-yl)-2-ethoxybenzoate, the title compound is obtained as a white powder. LC-MS A: t_R = 0.76 min; $[M+H]^+$ = 468.93.

a) Ethyl 4-(6-((2-(2-chloro-7-fluoro-4-methyl-1H-indol-1-yl)ethyl)amino)pyrimidin-4-yl)-2-ethoxybenzoate

[0619] Following the procedure described for example 775 a) using ethyl 2-ethoxy-4-(6-((2-(7-fluoro-4-methyl-2-oxoindolin-1-yl)ethyl)amino)pyrimidin-4-yl)benzoate, the title compound is obtained as a yellow solid. LC-MS A: t_R = 0.86 min; $[M+H]^+$ = 496.99.

b) Ethyl 2-ethoxy-4-(6-((2-(7-fluoro-4-methyl-2-oxoindolin-1-yl)ethyl)amino)pyrimidin-4-yl)benzoate

[0620] Following the procedure described for example 775 b) using 1-(2-((6-chloropyrimidin-4-yl)amino)ethyl)-7-fluoro-4-methylindolin-2-one, the title compound is obtained as a pale yellow solid. LC-MS A: t_R = 0.66 min; $[M+H]^+$ = 451.03.

c) 1-(2-((6-Chloropyrimidin-4-yl)amino)ethyl)-7-fluoro-4-methylindolin-2-one

[0621] Following the procedure described for example 775 c) using 1-(2-aminoethyl)-7-fluoro-4-methylindolin-2-one, the title compound is obtained as a brown solid. LC-MS A: t_R = 0.78 min; $[M+H]^+$ = 321.01.

d) 1-(2-Aminoethyl)-7-fluoro-4-methylindolin-2-one

[0622] Following the procedure described for example 775 d) using 1-(2-(1,3-dioxoisindolin-2-yl)ethyl)-7-fluoro-4-methylindoline-2,3-dione, the title compound is obtained as a pale brown oil. LC-MS A: t_R = 0.48 min; $[M+H]^+$ = 209.20.

e) 1-(2-(1,3-Dioxoisindolin-2-yl)ethyl)-7-fluoro-4-methylindoline-2,3-dione

[0623] Following the procedure described for example 775 e) using 7-fluoro-4-methylindoline-2,3-dione, the title compound is obtained as an orange solid. LC-MS A: t_R = 0.79 min; $[M+H]^+$ = 353.82.

Example 780: 4-{6-[2-(4-Bromo-2-methyl-indol-1-yl)-ethylamino]-pyrimidin-4-yl}-2-ethoxy-benzoic acid

[0624] 2-(4-Bromo-2-methyl-1H-indol-1-yl)ethan-1-amine (70 mg, 0.274 mmol) is dissolved in EtOH (2.5 mL) under N_2 at RT. TEA (0.0572 mL, 0.411 mmol) is added, followed by ethyl 4-(6-chloropyrimidin-4-yl)-2-ethoxybenzoate (84 mg, 0.274 mmol). The RM is heated at 110°C overnight. NaOH 10% (1.88 mL, 4.69 mmol) is added and the mixture is stirred at 100°C for 2h, then cooled at RT, and purified by prep HPLC under basic conditions, then under acidic conditions. This afforded the title compound as a beige solid. LC-MS A: t_R = 0.74 min; $[M+H]^+$ = 495.24.

a) Ethyl 4-(6-chloropyrimidin-4-yl)-2-ethoxybenzoate

[0625] To a solution of ethyl 2-ethoxy-4-(4,4,5,5-tetramethyl-1,3,2-dioxaborolan-2-yl)benzoate (200 mg, 0.625 mmol), 4,6-dichloropyrimidine (144 mg, 0.937 mmol), K_2CO_3 2M (0.935 mL, 1.87 mmol) in dioxane (3 mL) under argon is added tetrakis-(triphenylphosphine)- palladium (37.2 mg, 0.0312 mmol). The RM is heated at 120°C for 2, then cooled to RT, filtered through a 0.45 nm Whatmann filter and purified by FC, eluting with Heptane/EtOAc 1:0 to 4:1. This afforded the title compound as a yellow solid (82 mg, 54%). LC-MS A: t_R = 0.93 min; $[M+H]^+$ = 306.98.

b) 2-(4-Bromo-2-methyl)-1H-indol-1-yl)ethan-1-amine

[0626] Following the procedure described for A.1.1.1. using 4-bromo-2-methyl-1H-indole, the title compound is obtained as a white solid. LC-MS A: t_R = 0.61 min; $[M+H]^+$ = 253.07.

Example 781: 5-{6-[2-(4-Bromo-2-methyl-indol-1-yl)-ethylamino]-pyrimidin-4-yl}-3-ethoxy-thiophene-2-carboxylic acid (*1)

[0627] Following the procedure described for example 780, using methyl 5-(6-chloropyrimidin-4-yl)-3-ethoxythiophene-2-carboxylate, the title compound is obtained as a white solid. LC-MS A: t_R = 0.81 min; $[M+H]^+$ = 503.23.

a) Methyl 5-(6-chloropyrimidin-4-yl)-3-ethoxythiophene-2-carboxylate

[0628] Following the procedure described for example 780 a), using (4-ethoxy-5-(methoxycarbonyl)thiophen-2-yl)boronic acid (A.2.66.), the title compound is obtained as a yellow solid. LC-MS A: t_R = 0.88 min; $[M+H]^+$ = 299.02.

Example 782: 6-{6-[2-(7-Chloro-5-fluoro-4-methoxy-2-methyl-indol-1-yl)-ethylamino]-pyrimidin-4-yl}-1,2-dihydro-indazol-3-one

[0629] Following the procedure described for example 772, using methyl 4-(6-((2-(7-chloro-5-fluoro-4-methoxy-2-methyl-1H-indol-1-yl)ethyl)amino)pyrimidin-4-yl)-2-fluorobenzoate, the title compound is obtained as a white solid. LC-MS A: t_R = 0.68 min; $[M+H]^+$ = 467.16.

a) Methyl 4-(6-((2-(7-chloro-5-fluoro-4-methoxy-2-methyl-1H-indol-1-yl)ethyl)amino)pyrimidin-4-yl)-2-fluorobenzoate

[0630] Following the procedure described for example 772 a), using 4-(6-((2-(7-chloro-5-fluoro-4-methoxy-2-methyl-1H-indol-1-yl)ethyl)amino)pyrimidin-4-yl)-2-fluorobenzoic acid, the title compound is obtained as an orange solid. LC-MS A: $t_R = 0.86$ min; $[M+H]^+ = 487.15$.

b) 4-(6-((2-(7-Chloro-5-fluoro-4-methoxy-2-methyl-1H-indol-1-yl)ethyl)amino)pyrimidin-4-yl)-2-fluorobenzoic acid

[0631] Following the procedure described for example 780 b), using 6-chloro-N-(2-(7-chloro-5-fluoro-4-methoxy-2-methyl-1H-indol-1-yl)ethyl)pyrimidin-4-amine (A.1.50.), the title compound is obtained as a yellow solid. LC-MS A: $t_R = 0.76$ min; $[M+H]^+ = 473.15$.

Example 783: 5-{6-[2-(7-Chloro-5-fluoro-4-methoxy-2-methyl-indol-1-yl)-ethylamino]-pyrimidin-4-yl}-1,2-dihydro-indazol-3-one

[0632] Following the procedure described for example 772, using methyl 5-(6-((2-(7-chloro-5-fluoro-4-methoxy-2-methyl-1H-indol-1-yl)ethyl)amino)pyrimidin-4-yl)-2-fluorobenzoate, the title compound is obtained as an orange solid. LC-MS A: $t_R = 0.67$ min; $[M+H]^+ = 467.18$.

a) Methyl 5-(6-((2-(7-chloro-5-fluoro-4-methoxy-2-methyl-1H-indol-1-yl)ethyl)amino)pyrimidin-4-yl)-2-fluorobenzoate

[0633] Following the procedure described for example 772 a), using 5-(6-((2-(7-chloro-5-fluoro-4-methoxy-2-methyl-1H-indol-1-yl)ethyl)amino)pyrimidin-4-yl)-2-fluorobenzoic acid, the title compound is obtained as a yellow oil. LC-MS A: $t_R = 0.82$ min; $[M+H]^+ = 487.13$.

b) 5-(6-((2-(7-Chloro-5-fluoro-4-methoxy-2-methyl-1H-indol-1-yl)ethyl)amino)pyrimidin-4-yl)-2-fluorobenzoic acid

[0634] Following the procedure described for example 780 b), using 6-chloro-N-(2-(7-chloro-5-fluoro-4-methoxy-2-methyl-1H-indol-1-yl)ethyl)pyrimidin-4-amine (A.1.50.) and 3-ethoxycarbonyl-4-fluorophenylboronic acid, the title compound is obtained as a brown oil. LC-MS A: $t_R = 0.74$ min; $[M+H]^+ = 473.15$.

Example 784: 2-[4-(4-{6-[2-(7-Fluoro-2,4-dimethyl-indol-1-yl)-ethylamino]-pyrimidin-4-yl}-phenyl)-thiazol-2-yl]-acetamide

[0635] Following the general procedure A with 6-chloro-N-(2-(7-fluoro-2,4-dimethyl-1H-indol-1-yl)ethyl)pyrimidin-4-amine (A.1.8.) and 2-(4-(4-(4,4,5,5-tetramethyl-1,3,2-dioxaborolan-2-yl)phenyl)thiazol-2-yl)acetonitrile, the title compound is obtained as a white powder. LC-MS A: $t_R = 0.68$ min; $[M+H]^+ = 500.88$.

a) 2-(4-(4-(4,4,5,5-Tetramethyl-1,3,2-dioxaborolan-2-yl)phenyl)thiazol-2-yl)acetonitrile

[0636] Following the procedure described for example 772 a), using 2-(4-(4-bromophenyl)thiazol-2-yl)acetonitrile, the title compound is obtained as a beige powder. LC-MS A: $t_R = 0.94$ min; $[M+H]^+ = 327.03$.

Example 785: 2-[4-(4-{6-[2-(4-Methoxy-2-methyl-indol-1-yl)-ethylamino]-pyrimidin-4-yl}-phenyl)-thiazol-2-yl]-acetamide

[0637] Following the synthesis described for example 784, with 6-chloro-N-(2-(4-methoxy-2-methyl-1H-indol-1-yl)ethyl)pyrimidin-4-amine (A.1.18.), the title compound is obtained as a white powder. LC-MS A: $t_R = 0.66$ min; $[M+H]^+ = 498.88$.

Example 786: 2-[4-(4-{6-[2-(7-Fluoro-4-methoxy-2-methyl-indol-1-yl)-ethylamino]-pyrimidin-4-yl}-phenyl)-thiazol-2-yl]-acetamide

[0638] Following the synthesis described for example 784, with 6-chloro-N-(2-(7-fluoro-4-methoxy-2-methyl-1H-indol-

1-yl)ethyl)pyrimidin-4-amine (A.1.25.), the title compound is obtained as a white powder. LC-MS A: t_R = 0.68 min; $[M+H]^+$ = 516.89.

Example 787: 4-{6-[2-(5,6-Difluoro-2,4-dimethyl-indol-1-yl)-ethylamino]-pyrimidin-4-yl}-2-ethoxy-benzoic acid

[0639] A solution of 4-(6-((2-(7-chloro-5,6-difluoro-2,4-dimethyl-1H-indol-1-yl)ethyl)amino)pyrimidin-4-yl)-2-ethoxybenzoic acid (62 mg, 0.12 mmol) in MeOH (5 mL) is purged with N_2 , then palladium on activated charcoal (10% Pd; 62 mg) is added. The resulting black suspension is put under hydrogen atmosphere (1 atm) and energetically stirred at 40°C overnight. The heterogeneous RM is filtered over a pad of celite, eluting with MeOH. The filtrate is concentrated to dryness under reduced pressure. The residue is purified by prep HPLC (basic conditions) to afford the title compound as a white solid. LC-MS A: t_R = 0.75 min; $[M+H]^+$ = 467.17.

a) 4-(6-((2-(7-Chloro-5,6-difluoro-2,4-dimethyl-1H-indol-1-yl)ethyl)amino)pyrimidin-4-yl)-2-ethoxybenzoic acid

[0640] Following the general procedure A, using 6-chloro-N-(2-(7-chloro-5,6-difluoro-2,4-dimethyl-1H-indol-1-yl)ethyl)pyrimidin-4-amine and 4-borono-2-ethoxybenzoic acid, the title compound is obtained as a white powder. LC-MS A: t_R = 0.80 min; $[M+H]^+$ = 501.10.

b) 6-Chloro-N-(2-(7-chloro-5,6-difluoro-2,4-dimethyl-1H-indol-1-yl)ethyl)pyrimidin-4-amine

[0641] Following the procedure described for A.1.1., using 2-(7-chloro-5,6-difluoro-2,4-dimethyl-1H-indol-1-yl)ethan-1-amine, the title compound is obtained as a yellow solid. LC-MS A: t_R = 0.99 min; $[M+H]^+$ = 371.04.

c) 2-(7-Chloro-5,6-difluoro-2,4-dimethyl-1H-indol-1-yl)ethan-1-amine

[0642] Following the procedure described for A.1.1.1., using 7-chloro-5,6-difluoro-2,4-dimethyl-1H-indole, the title compound is obtained as a brown oil. LC-MS A: t_R = 0.66 min; $[M+H]^+$ = 259.10.

d) 7-Chloro-5,6-difluoro-2,4-dimethyl-1H-indole

[0643] Following the procedure described for A.1.42.2., using 2-chloro-3,4-difluoro-5-methyl-1-nitrobenzene, the title compound is obtained as a brown solid. LC-MS A: t_R = 0.94 min; $[M+H]^+$ = 216.18.

e) 2-Chloro-3,4-difluoro-5-methyl-1-nitrobenzene

[0644] To a solution of 2,3-difluoro-4-methyl-6-nitrophenol (2.00 g, 10.60 mmol) in anhydrous DMF (24 mL) at -30/40°C is added oxalyl chloride (1.81 mL, 21.20 mmol), dropwise. The resulting white heterogeneous mixture is heated up at reflux (80°C) for 4h30, then cooled to RT. Ice and water (60 mL) are successively added, and the mixture is extracted with Et_2O (3x). The combined organic layers are washed with water/brine, dried over $MgSO_4$, filtered and concentrated under reduced pressure. The crude material is purified by FC, eluting with heptane/DCM 80/20. This afforded the title compound as a pale yellow oil (727 mg, 30%). LC-MS A: t_R = 0.89 min; no ionization.

e) 2,3-Difluoro-4-methyl-6-nitrophenol

[0645] To a solution of 2,3-difluoro-4-methylphenol (3.95 g, 26.60 mmol) in acetic acid (40 mL) at 0°C is added nitric acid 65% (3.60 mL, 79.80 mmol), dropwise. After 5 min of stirring at 0°C, the orange homogeneous mixture is warmed to RT and stirred further for 45 min. Water (80 mL) is added to the RM and it was cooled to 0°C. The yellow precipitate is filtered and dried under HV to give the title compound (4.57 g, 91%). LC-MS A: t_R = 0.81 min; no ionization.

Example 788: 4-{6-[2-(7-Chloro-2,4-dimethyl-indol-1-yl)-ethylamino]-pyrimidin-4-yl}-2-((E)-2-fluoro-vinylsulfonyl)-benzoic acid

[0646] Following the general procedure C, using 6-chloro-N-(2-(7-chloro-2,4-dimethyl-1H-indol-1-yl)ethyl)pyrimidin-4-amine (A.1.6.) and methyl 2-((2,2-difluoroethyl)thio)-4-(4,4,5,5-tetramethyl-1,3,2-dioxaborolan-2-yl)benzoate, the title compound is obtained as a beige solid. LC-MS A: t_R = 0.80 min; $[M+H]^+$ = 497.15.

a) Methyl 2-((2,2-difluoroethyl)thio)-4-(4,4,5,5-tetramethyl-1,3,2-dioxaborolan-2-yl)benzoate

[0647] Following the method described for A.2.3., using methyl 4-bromo-2-((2,2-difluoroethyl)thio)benzoate, the title compound is obtained as a brown oil. LC-MS A: t_R = 0.98 min; $[M+H]^+$ = 359.17.

b) Methyl 4-bromo-2-((2,2-difluoroethyl)thio)benzoate

[0648] Following the method described for A.2.73.1., using 4-bromo-2-((2,2-difluoroethyl)thio)benzoic acid, the title compound is obtained as a white solid. LC-MS A: t_R = 0.91 min; no ionization.

c) 4-Bromo-2-((2,2-difluoroethyl)thio)benzoic acid

[0649] Following the method described for A.2.73.2., using 4-bromo-2-sulfanylbzoic acid and 1,1-Difluoro-2-iodoethane, the title compound is obtained as a pale yellow solid. LC-MS A: t_R = 0.80 min; no ionization.

Example 789: 5-{6-[2-(2-Methyl-indol-1-yl)-ethylamino]-pyrimidin-4-yl}-2-(1H-tetrazol-5-yl)-phenol

[0650] A MW vial is charged with 2-methoxy-4-(6-((2-(2-methyl-1H-indol-1-yl)ethyl)amino)pyrimidin-4-yl)benzonitrile (460 mg, 1.2 mmol), sodium azide (102 mg, 1.56 mmol), ammonium formate (113 mg, 1.8 mmol), and DMF (12 mL). The RM is irradiated at 130°C for 1h, then at 150°C for 5h. The mixture is filtered on a 0.45 μ m filter, rinsed with MeCN and purified by prep HPLC, affording the title compound as a yellow solid. LC-MS A: t_R = 0.69 min; $[M+H]^+$ = 426.97.

a) 2-Methoxy-4-(6-((2-(2-methyl-1H-indol-1-yl)ethyl)amino)pyrimidin-4-yl)benzonitrile

[0651] Following the general procedure A, using 6-chloro-N-(2-(2-methyl-1H-indol-1-yl)ethyl)pyrimidin-4-amine (A.1.1.) and 4-cyano-3-methoxyphenylboronic acid, the title compound is obtained as a pale yellow solid. LC-MS A: t_R = 0.77 min; $[M+H]^+$ = 383.99.

Example 790: 3-Ethoxy-5-{6-[2-(7-fluoro-4-methoxy-2-methyl-indol-1-yl)-ethylamino]-pyrimidin-4-yl}-thiophene-2-carboxylic acid ethyl ester

[0652] To a solution of 3-Ethoxy-5-{6-[2-(7-fluoro-4-methoxy-2-methyl-indol-1-yl)-ethylamino]-pyrimidin-4-yl}-thiophene-2-carboxylic acid (*1) (example 258) (90 mg, 0.191 mmol) in DMF (4 mL) is added K_2CO_3 (58.1 mg, 0.421 mmol) followed by Iodoethane (0.0308 mL, 0.383 mmol). The mixture is stirred at room temp for 1h. The mixture is filtered over a 0.45 μ m filter and purified by prep HPLC under acidic conditions, affording the title compound as a white solid. LC-MS A: t_R = 0.90 min; $[M+H]^+$ = 499.08.

Example 791: 1-(4-{6-[2-(7-Fluoro-4-methoxy-2-methyl-indol-1-yl)-ethylamino]-pyrimidin-4-yl}-phenyl)-cyclopentanecarboxylic acid (*1)

[0653] To a solution of 1-(4-(6-((2-(7-fluoro-4-methoxy-2-methyl-1H-indol-1-yl)ethyl)amino)pyrimidin-4-yl)phenyl)cyclopentane-1-carbonitrile (37 mg, 0.076 mmol) in EtOH (1 mL) and water (1 mL) is added sodium hydroxide (16 mg, 0.38 mmol) and the mixture is stirred at reflux for 2.5 days. The mixture is filtered over a 0.45 μ m filter, rinsed with DMF/water. The product is purified via HPLC prep. under basic conditions, affording the title compound as a white solid. LC-MS A: t_R = 0.76 min; $[M+H]^+$ = 488.97.

a) 1-(4-(6-((2-(7-Fluoro-4-methoxy-2-methyl-1H-indol-1-yl)ethyl)amino)pyrimidin-4-yl)phenyl)cyclopentane-1-carbonitrile

[0654] Following the general procedure A, using building block A.1.25. and 1-(4-(4,4,5,5-tetramethyl-1,3,2-dioxaborolan-2-yl)phenyl)cyclopentane-1-carbonitrile, the title compound is obtained as a white solid. LC-MS A: t_R = 0.80 min; $[M+H]^+$ = 470.00.

b) 1-(4-(4,4,5,5-Tetramethyl-1,3,2-dioxaborolan-2-yl)phenyl)cyclopentane-1-carbonitrile

[0655] Following the procedure described for A.2.3., using 1-(4-Bromophenyl)cyclopentanecarbonitrile, the title compound is obtained as a white solid. LC-MS A: t_R = 1.00 min; $[M+MeCN+H]^+$ = 339.06.

Example 792: [2-(2-Methyl-1H-indol-1-yl)-ethyl]-[6-[5-(1H-tetrazo-5-yl)-thiophen-2-yl]-pyrimidin-4-yl]-amine

[0656] A solution of 5-(6-((2-(2-methyl-1H-indol-1-yl)ethyl)amino)pyrimidin-4-yl)thiophene-2-carbonitrile (125 mg, 0.316 mmol) in dry DMF (5 mL) is treated with NaN_3 (103 mg, 1.58 mmol) and ZnBr_2 (143 mg, 0.633 mmol) and the mixture is heated at 150°C for 3 hours. The mixture is cooled, filtered through 0.45 μm and 0.22 μm filters and well rinsed DMF/water. The product is purified via HPLC prep. under basic conditions, affording the title compound as a yellow solid. LC-MS A: t_R = 0.73 min; $[\text{M}+\text{H}]^+$ = 403.01.

a) 5-(6-((2-(2-Methyl-1H-indol-1-yl)ethyl)amino)pyrimidin-4-yl)thiophene-2-carbonitrile

[0657] A MV vial is charged with A.1.1. (100 mg, 0.349 mmol), 5-Cyanothiophene-2-boronic acid (107 mg, 0.697 mmol), 2-Dicyclohexylphosphino-2',4',6'-triisopropylbiphenyl (16.6 mg, 0.0349 mmol), Palladium(II)acetate (6.26 mg, 0.0279 mmol), Potassium fluoride (102 mg, 1.74 mmol) and ethylene glycol dimethyl ether (1.5 mL). The RM is purged three times with nitrogen/vacuum and subjected to MW radiation at 120°C for 1 hour. The mixture is filtered through 0.45 μm and 0.22 μm filters and well rinsed DMF/water. The product is purified via HPLC prep. under basic conditions to obtain the title compound as a white solid (23 mg, 18%). LC-MS A: t_R = 0.90 min; $[\text{M}+\text{H}]^+$ = 360.00.

Example 793: [2-(7-Fluoro-4-methoxy-2-methyl-indol-1-yl)-ethyl]-[6-[5-(1H-tetrazol-5-yl)-thiophen-2-yl]-pyrimidin-4-yl]-amine

[0658] Following the method described for example 792, using 5-(6-((2-(7-fluoro-4-methoxy-2-methyl-1H-indol-1-yl)ethyl)amino)pyrimidin-4-yl)thiophene-2-carbonitrile, the title compound is obtained as an orange solid. LC-MS A: t_R = 0.74 min; $[\text{M}+\text{H}]^+$ = 451.01.

a) 5-(6-((2-(7-Fluoro-4-methoxy-2-methyl-1H-indol-1-yl)ethyl)amino)pyrimidin-4-yl)thiophene-2-carbonitrile

[0659] Following the method described for example 792 a), using building block A.1.25., the title compound is obtained as a yellow solid. LC-MS A: t_R = 0.92 min; $[\text{M}+\text{H}]^+$ = 408.04.

Example 794: rac-2-Ethoxy-4-[6-[2-(7-fluoro-4-methoxy-2-methyl-indol-1-yl)-propylamino]-pyrimidin-4-yl]-benzoic acid (*1)

[0660] Following the general procedure A, using rac-6-chloro-N-(2-(7-fluoro-4-methoxy-2-methyl-1 H-indol-1-yl)propyl)pyrimidin-4-amine and 4-borono-2-ethoxybenzoic acid, the title compound is obtained as a white solid. LC-MS A: t_R = 0.71 min; $[\text{M}+\text{H}]^+$ = 479.17.

a) rac-6-Chloro-N-(2-(7-fluoro-4-methoxy-2-methyl-1H-indol-1-yl)propyl)pyrimidin-4-amine

[0661] Following the method described for example A.1.1., using rac- 2-(7-fluoro-4-methoxy-2-methyl-1H-indol-1-yl)propan-1-amine, the title compound is obtained as an orange oil. LC-MS A: t_R = 0.89 min; $[\text{M}+\text{H}]^+$ = 349.08.

b) rac-2-(7-Fluoro-4-methoxy-2-methyl-1H-indol-1-yl)propan-1-amine

[0662] To a solution of rac-tert-butyl (2-(7-fluoro-4-methoxy-2-methyl-1H-indol-1-yl)propyl)carbamate (1.00 g, 2.97 mmol) in DCM (20 mL) is added dropwise TFA (2.41 mL, 31.2 mmol) and the RM is stirred for 1h at RT. It is then cooled at 0°C, and quenched by dropwise addition of NaOH 10% (15 mL, 37.5 mmol) and extracted twice with EtOAc. The combined organic extracts are dried (MgSO_4) and concentrated under reduced pressure, affording the title compound as a brown solid. LC-MS A: t_R = 0.58 min; $[\text{M}+\text{H}]^+$ = 237.16.

c) rac-Tert-butyl (2-(7-fluoro-4-methoxy-2-methyl-1H-indol-1-yl)propyl)carbamate

[0663] To a suspension of NaH (60% in oil, 161 mg, 4.02 mmol) in DMF (5 mL) at 0°C is added dropwise a solution of building block A.1.25. (600 mg, 3.35 mmol) in DMF (5 mL). The RM is then stirred at RT for 15 min and a solution of rac-N-boc-2-bromo-1-propanamine (837 mg, 3.52 mmol) in DMF (5 mL) is added dropwise. The RM is heated up to 85°C overnight, then cooled to RT and partitioned between H_2O (30 mL) and DCM. The aqueous layer is re-extracted with DCM. The combined organic extracts are dried over MgSO_4 and concentrated under reduced pressure, affording the title compound as an orange solid. LC-MS A: t_R = 0.93 min; $[\text{M}+\text{H}]^+$ = 337.14.

Example 795: rac-4-{6-[2-(7-Fluoro-4-methoxy-2-methyl-indol-1-yl)-propylamino]-pyrimidin-4-yl}-2-isobutylbenzoic acid (*1)

[0664] Following the general procedure A, using rac-6-chloro-N-(2-(7-fluoro-4-methoxy-2-methyl-1H-indol-1-yl)propyl)pyrimidin-4-amine (example 794 a) and 2-(2-methylpropyl)-4-(4,4,5,5-tetramethyl-1,3,2-dioxaborolan-2-yl)-benzoic acid, the title compound is obtained as a white solid. LC-MS A: t_R = 0.77 min; $[M+H]^+$ = 491.16.

Example 796: rac-3-Ethoxy-5-{6-[2-(7-fluoro-4-methoxy-2-methyl-indol-1-yl)-propylamino]-pyrimidin-4-yl}-thiophene-2-carboxylic acid (*1)

[0665] Following the general procedure A, using rac-6-chloro-N-(2-(7-fluoro-4-methoxy-2-methyl-1H-indol-1-yl)propyl)pyrimidin-4-amine (example 794 a) and building block A.2.66., the title compound is obtained as a white solid. LC-MS A: t_R = 0.75 min; $[M+H]^+$ = 485.11.

Example 797: rac-3-Ethoxy-5-{6-[2-(7-fluoro-4-methoxy-2-methyl-indol-1-yl)-1-methyl-ethylamino]-pyrimidin-4-yl}-thiophene-2-carboxylic acid (*1)

[0666] Following the general procedure A, using rac-6-chloro-N-(1-(7-fluoro-4-methoxy-2-methyl-1H-indol-1-yl)propan-2-yl)pyrimidin-4-amine and building block A.2.66., the title compound is obtained as a white solid. LC-MS A: t_R = 0.77 min; $[M+H]^+$ = 485.11.

a) rac-6-Chloro-N-(1-(7-fluoro-4-methoxy-2-methyl-1H-indol-1-yl)propyl)pyrimidin-4-amine

[0667] Following the method described for example A.1.1., using rac- 1-(7-fluoro-4-methoxy-2-methyl-1H-indol-1-yl)propan-1-amine, the title compound is obtained as a beige solid. LC-MS A: t_R = 0.89 min; $[M+H]^+$ = 349.13.

b) rac- 1-(7-Fluoro-4-methoxy-2-methyl-1H-indol-1-yl)propan-1-amine

[0668] Following the method described for example 794 b), using rac-tert-butyl (1-(7-fluoro-4-methoxy-2-methyl-1H-indol-1-yl)propan-2-yl)carbamate, the title compound is obtained as an orange oil. LC-MS A: t_R = 0.59 min; $[M+H]^+$ = 237.25.

c) rac-Tert-butyl (1-(7-fluoro-4-methoxy-2-methyl-1H-indol-1-yl)propan-2-yl)carbamate

[0669] Following the method described for example 794 c), using rac-N-(1-bromopropan-2-yl)carbamate, the title compound is obtained as an orange oil. LC-MS A: t_R = 0.94 min; $[M+H]^+$ = 337.17.

Example 798: 4-(4-{6-[2-(7-Fluoro-4-methoxy-2-methyl-indol-1-yl)-ethylamino]-pyrimidin-4-yl}-phenyl)-thiazol-2-ol

[0670] Following the general procedure A, using building block A.1.25. and 4-(4-(4,4,5,5-tetramethyl-1,3,2-dioxaborolan-2-yl)phenyl)thiazol-2-ol, the title compound is obtained as a beige solid. LC-MS A: t_R = 0.73 min; $[M+H]^+$ = 476.13.

a) 4-(4-(4,4,5,5-Tetramethyl-1,3,2-dioxaborolan-2-yl)phenyl)thiazol-2-ol

[0671] Following the method described for example A.2.3., using 4-(4-Bromophenyl)-2-hydroxythiazole, the title compound is obtained as a white solid. LC-MS A: t_R = 0.86 min; $[M+MeCN+H]^+$ = 345.04.

Example 799: 5-{6-[2-(7-Fluoro-4-methoxy-2-methyl-indol-1-yl)-ethylamino]-pyrimidin-4-yl}-3-hydroxy-thiophene-2-carboxylic acid (*2)

[0672] Following the general procedure B, using building block A.1.25. and methyl 3-hydroxy-5-(4,4,5,5-tetramethyl-1,3,2-dioxaborolan-2-yl)thiophene-2-carboxylate, the title compound is obtained as an ochre powder. LC-MS A: t_R = 0.75 min; $[M+H]^+$ = 443.10.

a) Methyl 3-hydroxy-5-(4,4,5,5-tetramethyl-1,3,2-dioxaborolan-2-yl)thiophene-2-carboxylate

[0673] Following the method described for example A.2.66., using methyl 3-hydroxythiophene-2-carboxylate, the title

compound is obtained as a brown solid. LC-MS A: t_R = 0.56 min; no ionization.

Example 800: 5-{6-[2-(6-Fluoro-4-methoxy-2-methyl-indol-1-yl)-ethylamino]-pyrimidin-4-yl}-3-hydroxy-thiophene-2-carboxylic acid (*2)

[0674] Following the general procedure B, using building block A.1.23. and methyl 3-hydroxy-5-(4,4,5,5-tetramethyl-1,3,2-dioxaborolan-2-yl)thiophene-2-carboxylate (Example 799 a), the title compound is obtained as a beige powder. LC-MS A: t_R = 0.75 min; $[M+H]^+$ = 443.11.

Example 801: 5-{6-[2-(6-Fluoro-4-methoxy-2-methyl-indol-1-yl)-ethylamino]-pyrimidin-4-yl}-thiophen-3-ol (*1)

[0675] Following the general procedure B, using building block A.1.23. and methyl 3-hydroxy-5-(4,4,5,5-tetramethyl-1,3,2-dioxaborolan-2-yl)thiophene-2-carboxylate (Example 799 a), the title compound is obtained after decarboxylation after basic prep-HPLC. LC-MS C: t_R = 0.83 min; $[M+MeCN]^+$ = 443.05.

Example 802: 5-{6-[2-(2-Cyano-7-fluoro-4-methoxy-indol-1-yl)-ethylamino]-pyrimidin-4-yl}-3-isopropoxy-thiophene-2-carboxylic acid

[0676] Following the general procedure A, using building blocks A.1.68. and A.2.89., the title compound is obtained as a light brown solid. LC-MS C: t_R = 0.82 min; $[M+H]^+$ = 496.12.

Example 803: 1-(2-{6-[3-Ethoxy-4-(1H-tetrazo)-5-yl]-phenyl}-pyrimidin-4-ylamino)-ethyl)-7-fluoro-4-methoxy-1H-indole-2-carbonitrile

[0677] Following the general procedure A, using building blocks A.1.68. and A.2.84., the title compound is obtained as a white solid. LC-MS C: t_R = 0.75 min; $[M+H]^+$ = 500.10.

Example 804: 5-{6-[2-(2-Cyano-7-fluoro-4-methoxy-indol-1-yl)-ethylamino]-pyrimidin-4-yl}-3-trifluoromethyl-thiophene-2-carboxylic acid

[0678] Following the general procedure A, using building blocks A.1.68. and A.2.68., the title compound is obtained as an off-white solid. LC-MS C: t_R = 0.89 min; $[M+H]^+$ = 505.84.

Example 805: 5-{6-[2-(2-cyano-7-fluoro-4-methoxy-indol-1-yl)-ethylamino]-pyrimidin-4-yl}-3-ethoxy-thiophene-2-carboxylic acid

[0679] Following the general procedure A, using building blocks A.1.68. and A.2.66., the title compound is obtained as a white solid. LC-MS C: t_R = 0.78 min; $[M+H]^+$ = 481.90.

Example 806: 5-{6-[2-(2-Cyano-7-fluoro-4-methoxy-indol-1-yl)-ethylamino]-pyrimidin-4-yl}-3-fluoro-thiophene-2-carboxylic acid

[0680] Following the general procedure A, using building blocks A.1.68. and A.2.01., the title compound is obtained as a white solid. LC-MS C: t_R = 0.83 min; $[M+H]^+$ = 456.01.

Example 807: 4-{6-[2-(2-Cyano-7-fluoro-4-methoxy-indol-1-yl)-ethylamino]-pyrimidin-4-yl}-2-ethoxybenzoic acid

[0681] Following the general procedure A, using building blocks A.1.68. and 2-ethoxy-4-(4,4,5,5-tetramethyl-1,3,2-dioxaborolan-2-yl)benzoic acid, the title compound is obtained as a white solid. LC-MS C: t_R = 0.72 min; $[M+H]^+$ = 476.17.

Example 808: (4-{6-[2-(2-Cyano-7-fluoro-4-methoxy-indol-1-yl)-ethylamino]-pyrimidin-4-yl}-2-ethoxy-phenoxy)-acetic acid

[0682] Following the general procedure A, using building blocks A.1.68. and A.2.99., the title compound is obtained as a beige solid. LC-MS C: t_R = 0.71 min; $[M+H]^+$ = 506.08.

Example 809: N-(5-{6-[2-(2-Cyano-7-fluoro-4-methoxy-indol-1-yl)-ethylamino]-pyrimidin-4-yl}-3-ethoxy-thiophene-2-carbonyl)-methanesulfonamide

[0683] To a solution of 5-{6-[2-(2-cyano-7-fluoro-4-methoxy-indol-1-yl)-ethylamino]-pyrimidin-4-yl}-3-ethoxy-thiophene-2-carboxylic acid (210 mg, 0.436 mmol) in MeCN (6 mL) are added N-(3-dimethylaminopropyl)-N'-ethylcarbodiimide hydrochloride (127 mg, 0.654 mmol), 4-(dimethylamino)pyridine (113 mg, 0.916 mmol) and finally methanesulfonamide (131 mg, 1.31 mmol). The resulting mixture is stirred at RT for 3h. Formic acid (0.5 mL) is added, and the resulting precipitate is filtered off, washed with cold MeCN, and dried under high vacuum. The filtrate is purified by prep HPLC (acidic conditions). The batches are combined, affording the title compound as a light yellow solid (0.14 g, 57%). LC-MS C: t_R = 0.90 min; $[M+H]^+$ = 558.98.

Example 810: (2-Ethoxy-4-{6-[2-(7-fluoro-4-methoxy-2-methyl-indol-1-yl)-ethylamino]-pyrimidin-4-yl}-phenoxy)-acetic acid

[0684] Following the general procedure A, using building blocks A.1.25. and A.2.99., the title compound is obtained as a beige solid. LC-MS C: t_R = 0.70 min; $[M+H]^+$ = 495.11.

Example 811: (2-Ethoxy-4-{6-[2-(7-fluoro-4-methoxy-2-methyl-indol-1-yl)-ethylamino]-pyrimidin-4-yl}-phenylamino)-acetic acid

[0685] Following the general procedure A, using building blocks A.1.25. and A.2.98., the title compound is obtained as a beige solid. LC-MS C: t_R = 0.72 min; $[M+H]^+$ = 494.18.

Example 812: 2-Ethoxy-4-{6-[2-(4-fluoro-2,7-dimethyl-indol-1-yl)-ethylamino]-pyrimidin-4-yl}-benzoic acid

[0686] Following the general procedure A, using building blocks A.1.8. and 2-ethoxy-4-(4,4,5,5-tetramethyl-1,3,2-dioxaborolan-2-yl)benzoic acid, the title compound is obtained as an off-white solid. LC-MS C: t_R = 0.74 min; $[M+H]^+$ = 449.19.

Example 813: 5-{6-[2-(2-Cyano-4-methoxy-indol-1-yl)-ethylamino]-pyrimidin-4-yl}-3-ethoxy-thiophene-2-carboxylic acid

[0687] Following the general procedure A, using building blocks A.1.69. and A.2.66., the title compound is obtained as beige solid. LC-MS C: t_R = 0.76 min; $[M+H]^+$ = 464.04.

Example 814: N-(5-{6-[2-(2-Cyano-7-fluoro-4-methoxy-indol-1-yl)-ethylamino]-pyrimidin-4-yl}-3-ethoxy-thiophene-2-carbonyl)-benzenesulfonamide

[0688] Following the method described for example 809, using benzene sulfonamide, the title compound is obtained as white solid. LC-MS C: t_R = 0.98 min; $[M+H]^+$ = 621.16.

Example 815: Propane-2-sulfonic acid (5-{6-[2-(2-cyano-7-fluoro-4-methoxy-indol-1-yl)-ethylamino]-pyrimidin-4-yl}-3-ethoxy-thiophene-2-carbonyl)-amide

[0689] Following the method described for example 809, using propane-2-sulfonamide, the title compound is obtained as white solid. LC-MS C: t_R = 0.95 min; $[M+H]^+$ = 587.13.

Example 816: Cyclopropanesulfonic acid (5-{6-[2-(2-cyano-7-fluoro-4-methoxy-indol-1-yl)-ethylamino]-pyrimidin-4-yl}-3-ethoxy-thiophene-2-carbonyl)-amide

[0690] Following the method described for example 809, using cyclopropanesulfonamide, the title compound is obtained as white solid. LC-MS C: t_R = 0.93 min; $[M+H]^+$ = 585.10.

Example 817: Ethanesulfonic acid (5-{6-[2-(2-cyano-7-fluoro-4-methoxy-indol-1-yl)-ethylamino]-pyrimidin-4-yl}-3-ethoxy-thiophene-2-carbonyl)-amide

[0691] Following the method described for example 809, using ethanesulfonamide, the title compound is obtained as a white solid. LC-MS C: t_R = 0.93 min; $[M+H]^+$ = 573.11

[0692] Compounds of Examples 818 - 1021 listed in Table 11 below are prepared by applying either one of the above-mentioned procedures A, B or C to the pyrimidine halide derivatives A.1.1. - A.1.82. coupled with commercially available boronic acid derivatives or with boronic acid derivatives A.2.1. - A.2.157.

5

Table 11: Examples 818 -1021

Ex.	Compound	t _R [min] (LC-MS)	MS Data m/z [M+H] ⁺
818	7-Fluoro-1-(2-{6-[4-(1H-imidazol-4-yl)-3-methoxy-phenyl]-pymidin-4-ylamino}-ethyl)-4-methoxy-1H-indole-2-carbonitrile	0.62 (A)	484.06
819	7-Fluoro-4-methoxy-1-(2-{6-[4-(5-methyl-1H-imidazol-4-yl)-phenyl]-pyrimidin-4-ylamino}-ethyl)-1H-indole-2-carbonitrile	0.61 (A)	468.03
820	1-(2-{6-[3-Ethoxy-4-((5-oxo-4,5-dihydro-[1,2,4]oxadiazol-3-yl)-phenyl]-pyrimidin-4-ylamino)-ethyl}-7-fluoro-4-methoxy-1H-indole-2-carbonitrile	0.78 (A)	516.03
821	1-(2-{6-[4-(2,5-Dimethyl-1H-imidazol-4-yl)-phenyl]-pyrimidin-4-ylamino}-ethyl)-7-fluoro-4-methoxy-1H-indole-2-carbonitrile	0.62 (A)	481.82
822	1-(2-{6-[3-Ethyl-4-hydroxy-phenyl]-pyrimidin-4-ylamino}-ethyl)-7-fluoro-4-methoxy-1 H-indole-2-carbonitrile	0.75 (A)	432.11
823	1-(2-{6-[4-(1,5-Dimethyl-1H-imidazol-4-yl)-phenyl]-pyrimidin-4-ylamino}-ethyl)-7-fluoro-4-methoxy-1H-indole-2-carbonitrile	0.62 (A)	481.89
824	1-(2-{6-[4-(1,2-Dimethyl-1H-imidazol-4-yl)-phenyl]-pyrimidin-4-ylamino}-ethyl)-7-fluoro-4-methoxy-1H-indole-2-carbonitrile	0.62 (A)	481.83
825	7-Fluoro-1-(2-{6-[4-((5-oxo-4,5-dihydro-[1,2,4]oxadiazol-3-yl)-phenyl)-pyrimidin-4-ylamino]-ethyl)-4-methoxy-1H-indole-2-carbonitrile	0.73 (A)	471.99
826	7-Fluoro-1-(2-{6-[5-(3-hydroxy-oxetan-3-yl)-4-methoxy-thiophen-2-yl]-pyrimidin-4-ylamino}-ethyl)-4-methoxy-1H-indole-2-carbonitrile	0.73 (A)	496.34
827	1-(2-{6-[4-(2-Cyclopropyl-1-methyl-1H-imidazol-4-yl)-phenyl]-pyrimidin-4-ylamino}-ethyl)-7-fluoro-4-methoxy-1H-indole-2-carbonitrile	0.64 (A)	507.99
828	(4-{6-[2-(2-Cyano-7-fluoro-4-methoxy-indol-1-yl)-ethylamino]-pyrimidin-4-yl}-2-trifluoromethoxy-phenoxy)-acetic acid	0.77 (A)	545.95
829	7-Fluoro-1-(2-{6-[4-(3H-imidazol-4-yl)-phenyl]-pyrimidin-4-ylamino}-ethyl)-4-methoxy-1H-indole-2-carbonitrile	0.60 (A)	454.1
830	3-(2-Ethoxy-4-{6-[2-(7-fluoro-4-methoxy-2-methyl-indol-1-yl)-ethylamino]-pyrimidin-4-yl}-phenyl)-[1,2,4]oxadiazol-5(4H)-one	0.76 (A)	504.98
831	7-Fluoro-1-(2-{6-[4-(3-oxo-2,3-dihydro-[1,2,4]-oxadiazol-5-yl)-phenyl]-pyrimidin-4-ylamino}-ethyl)-4-methoxy-1H-indole-2-carbonitrile	0.72 (A)	472.06
832	5-{6-[2-(7-Fluoro-4-methoxy-2-methyl-indol-1-yl)-ethylamino]-pymidin-4-yl}-3-(2,2,2-trifluoro-ethoxy)-thiophene-2-carboxylic acid	0.84 (A)	525.09
833	(4-{6-[2-(2-Cyano-7-fluoro-4-methoxy-indol-1-yl)-ethylamino]-pyrimidin-4-yl}-2-propoxy-phenyl)-acetic acid	0.76 (A)	504.11
834	(4-{6-[2-(2-Cyano-7-fluoro-4-methoxy-indol-1-yl)-ethylamino]-pyrimidin-4-yl}-2-ethyl-phenoxy)-acetic acid	0.74 (A)	490.06
835	3-(2-Ethoxy-4-{6-[2-(6-fluoro-2,4-dimethyl-indol-1-yl)-ethylamino]-pyrimidin-4-yl}-phenyl)-[1,2,4]oxadiazol-5(4H)-one	0.78 (A)	489.05
836	2-butoxy-6-chloro-4-(6-((2-(7-fluoro-4-methoxy-2-methyl-1H-indol-1-yl)ethyl-1,1,2,2-d4)amino)pyrimidin-4-yl)benzoic acid	0.79 (A)	531.17

(continued)

Ex.	Compound	t _R [min] (LC-MS)	MS Data m/z [M+H] ⁺
5	837 5-{6-[2-(7-Chloro-5-fluoro-2,4-dimethyl-indol-1-yl)-ethylamino]-pyrimidin-4-yl}-3-ethoxy-thiophene-2-carboxylic acid	0.86 (A)	489
10	838 5-{6-[2-(6-Fluoro-4-methoxy-2-methyl-indol-1-yl)-ethylamino]-pyrimidin-4-yl}-3-(2,2,2-trifluoro-ethoxy)-thiophene-2-carboxylic acid	0.84 (A)	525.12
15	839 rac-2-(2-Ethoxy-4-{6-[2-(7-fluoro-4-methoxy-2-methyl-indol-1-yl)-ethylamino]-pyrimidin-4-yl}-phenylamino)-propionic acid	0.75 (A)	508.18
20	840 5-{6-[2-(2-Cyano-3-fluoro-indol-1-yl)-ethylamino]-pyrimidin-4-yl}-3-trifluoromethyl-thiophene-2-carboxylic acid	0.89 (A)	475.92
25	841 (2-Chloro-4-{6-[2-(2-cyano-7-fluoro-4-methoxy-indol-1-yl)-ethylamino]-pyrimidin-4-yl}-phenoxy)-acetic acid	0.72 (A)	495.99
30	842 [6-(3-Ethoxy-4-oxazol-2-yl-phenyl)-pyrimidin-4-yl]-[2-(7-fluoro-4-methoxy-2-methyl-indol-1-yl)-ethyl]-amine	0.76 (A)	488.18
35	843 rac-2-(2-Ethoxy-4-{6-[2-(7-fluoro-4-methoxy-2-methyl-indol-1-yl)-ethylamino]-pyrimidin-4-yl}-phenoxy)-propionic acid	0.72 (A)	509.18
40	844 4-{6-[2-(7-Fluoro-4-methoxy-2-methyl-indol-1-yl)-ethylamino]-pyrimidin-4-yl}-2-(2,2,2-trifluoro-ethoxy)-benzoic acid	0.74 (A)	519.14
45	845 4-{6-[2-(6-Fluoro-4-methoxy-2-methyl-indol-1-yl)-ethylamino]-pyrimidin-4-yl}-2-(2,2,2-trifluoro-ethoxy)-benzoic acid	0.74 (A)	519.17
50	846 5-{6-[2-(2-Cyano-3-fluoro-indol-1-yl)-ethylamino]-pyrimidin-4-yl}-3-fluoro-thiophene-2-carboxylic acid	0.83 (A)	426.05
55	847 (3-Ethoxy-5-{6-[2-(7-fluoro-4-methoxy-2-methyl-indol-1-yl)-ethylamino]-pyrimidin-4-yl}-thiophen-2-yl)-acetic acid	0.72 (A)	485.1
	848 16-[4-(4,5-Dimethyl-oxazol-2-yl)-3-ethoxy-phenyl]-pyrimidin-4-yl]-[2-(7-fluoro-4-methoxy-2-methyl-indol-1-yl)-ethyl]-amine	0.80 (A)	516.23
	849 [6-(4-Benzooxazol-2-yl-3-ethoxy-phenyl)-pyrimidin-4-yl]-[2-(7-fluoro-4-methoxy-2-methyl-indol-1-yl)-ethyl]-amine	0.85 (A)	538.19
	850 5-{6-[2-(4,6-Dichloro-2-cyano-indol-1-yl)-ethylamino]-pyrimidin-4-yl}-3-fluoro-thiophene-2-carboxylic acid	0.89 (A)	475.91
	851 5-{6-[2-(2-Cyano-7-fluoro-4-methyl-indol-1-yl)-ethylamino]-pyrimidin-4-yl}-3-fluoro-thiophene-2-carboxylic acid	0.83 (A)	440.03
	852 7-Fluoro-1-(2-{6-[4-(3-hydroxy-isoxazol-5-yl)-phenyl]-pyrimidin-4-ylamino)-ethyl)-4-methoxy-1H-indole-2-carbonitrile	0.73 (A)	471.03
	853 N-(4-{6-[2-(2-Cyano-7-fluoro-4-methoxy-indol-1-yl)-ethylamino]-pyrimidin-4-yl}-2-ethoxy-phenyl)-oxalamic acid	0.72 (A)	519.11
	854 (5-{6-[2-(2-Cyano-7-fluoro-4-methoxy-indol-1-yl)-ethylamino]-pyrimidin-4-yl}-3-ethoxy-thiophen-2-yl)-acetic acid	0.74 (A)	496.03
	855 7-Fluoro-1-(2-{6-[4-(3-hydroxy-isoxazol-5-yl)-3-methoxy-phenyl]-pyrimidin-4-ylamino)-ethyl)-4-methoxy-1H-indole-2-carbonitrile	0.75 (A)	501.02
	856 5-{6-[2-(4,6-Dichloro-2-cyano-indol-1-yl)-ethylamino]-pyrimidin-4-yl}-3-trifluoromethyl-thiophene-2-carboxylic acid	0.94 (A)	525.9
	857 5-{6-[2-(2-Cyano-5,6-difluoro-4-methyl-indol-1-yl)-ethylamino]-pyrimidin-4-yl}-3-trifluoromethyl-thiophene-2-carboxylic acid	0.91 (A)	508.15

(continued)

Ex.	Compound	t _R [min] (LC-MS)	MS Data m/z [M+H] ⁺
5	858 5-{6-[2-(2-Cyano-7-fluoro-4-methyl-indol-1-yl)-ethylamino]-pyrimidin-4-yl}-3-trifluoromethyl-thiophene-2-carboxylic acid	0.90 (A)	489.98
10	859 5-{6-[2-(2-Cyano-7-fluoro-4-methyl-indol-1-yl)-ethylamino]-pyrimidin-4-yl}-3-trifluoromethyl-thiophene-2-carboxylic acid	0.88 (A)	476.16
	860 7-Fluoro-4-methoxy-1-(2-{6-[5-(3-methoxy-oxetan-3-yl)-thiophen-2-yl]-pyrimidin-4-ylamino}-ethyl)-1H-indole-2-carbonitrile	0.80 (A)	479.95
15	861 (4-{6-[2-(2-Cyano-7-fluoro-4-methoxy-indol-1-yl)-ethylamino]-pyrimidin-4-yl}-2-ethoxy-phenylamino)-acetic acid	0.74 (A)	505.11
	862 rac-1-(2-{6-[4-(1,2-Dihydroxy-ethyl)-phenyl]-pyrimidin-4-ylamino}-ethyl)-7-fluoro-4-methoxy-1H-indole-2-carbonitrile	0.63 (A)	448.08
20	863 1-(2-{6-[4-(2-Cyclopropyl-1H-imidazol-4-yl)-phenyl]-pyrimidin-4-ylamino}-ethyl)-7-fluoro-4-methoxy-1H-indole-2-carbonitrile	0.63 (A)	493.94
	864 5-{6-[2-(6-Chloro-7-fluoro-4-methoxy-2-methyl-indol-1-yl)-ethylamino]-pyrimidin-4-yl}-3-ethoxy-thiophene-2-carboxylic acid	0.82 (A)	505.09
25	865 (4-{6-[2-(2-Cyano-4-methoxy-indol-1-yl)-ethylamino]-pyrimidin-4-yl}-2-ethoxy-phenylamino)-acetic acid	0.72 (A)	487.1
	866 7-Fluoro-1-{2-[6-(4-hydroxy-3-trifluoromethoxy-phenyl)-pyrimidin-4-ylamino]-ethyl}-4-methoxy-1H-indole-2-carbonitrile	0.77 (A)	488.07
30	867 1-{2-[6-(3-Chloro-4-hydroxy-phenyl)-pyrimidin-4-ylamino]-ethyl}-7-fluoro-4-methoxy-1H-indole-2-carbonitrile	0.73 (A)	438.02
	868 5-{6-[2-(4,6-Dichloro-7-fluoro-2-methyl-indol-1-yl)-ethylamino]-pyrimidin-4-yl}-3-ethoxy-thiophene-2-carboxylic acid	0.87 (A)	509.05
35	869 5-{6-[2-(6-Chloro-4-methoxy-2-methyl-indol-1-yl)-ethylamino]-pyrimidin-4-yl}-3-isopropoxy-thiophene-2-carboxylic acid	0.83 (A)	501.11
	870 (4-{6-[2-(2-Cyano-4-methoxy-indol-1-yl)-ethylamino]-pyrimidin-4-yl}-2-ethoxy-phenoxy)-acetic acid	0.69 (A)	488.09
40	871 5-{6-[2-(6-Chloro-4-methoxy-2-methyl-indol-1-yl)-ethylamino]-pyrimidin-4-yl}-3-ethoxy-thiophene-2-carboxylic acid	0.79 (A)	487.11
	872 2-Butoxy-4-{6-[2-(2-cyano-7-fluoro-4-methoxy-indol-1-yl)-ethylamino]-pyrimidin-4-yl}-benzoic acid	0.79 (A)	504.2
45	873 (4-{6-[2-(2-Cyano-7-fluoro-4-methoxy-indol-1-yl)-ethylamino]-pyrimidin-4-yl}-2-ethoxy-phenyl)-acetic acid	0.73 (A)	490.08
	874 4-{6-[2-(7-Fluoro-4-methoxy-2-methyl-indol-1-yl)-ethylamino]-pyrimidin-4-yl}-2-trifluoromethoxy-phenol	0.76 (A)	477.06
50	875 3-Ethoxy-5-{6-[2-(3-fluoro-2-methyl-indol-1-yl)-ethylamino]-pyrimidin-4-yl}-thiophene-2-carboxylic acid	0.77 (A)	441
	876 5-{6-[2-(2-Cyano-3-fluoro-indol-1-yl)-ethylamino]-pyrimidin-4-yl}-3-ethoxy-thiophene-2-carboxylic acid	0.81 (A)	452.05
55	877 (2-Ethoxy-4-{6-[2-(7-fluoro-2,4-dimethyl-indol-1-yl)-ethylamino]-pyrimidin-4-yl}-phenylamino)-acetic acid	0.76 (A)	478.22
	878 2-Butoxy-4-{6-[2-(6,7-difluoro-4-methoxy-2-methyl-indol-1-yl)-ethylamino]-pyrimidin-4-yl}-benzoic acid	0.80 (A)	511.19

(continued)

Ex.	Compound	t _R [min] (LC-MS)	MS Data m/z [M+H] ⁺
879	5-{6-[2-(2,4-Dimethyl-indol-1-yl)-ethylamino]-pyrimidin-4-yl}-3-isopropoxy-thiophene-2-carboxylic acid	0.80 (A)	451.17
880	5-{6-[2-(2,4-Dimethyl-indol-1-yl)-ethylamino]-pyrimidin-4-yl}-3-ethoxy-thiophene-2-carboxylic acid	0.76 (A)	437.18
881	3-(2-Ethoxy-4-{6-[2-(4-methoxy-2-methyl-indol-1-yl)-ethylamino]-pyrimidin-4-yl}-phenyl)-[1,2,4]oxadiazol-5(4H)-one	0.73 (A)	487.05
882	(2-Ethoxy-4-{6-[2-(6-fluoro-4-methoxy-2-methyl-indol-1-yl)-ethylamino]-pyrimidin-4-yl}-phenylamino)-acetic acid	0.73 (A)	494.17
883	5-{6-[2-(4,7-Dichloro-5-fluoro-2-methyl-indol-1-yl)-ethylamino]-pyrimidin-4-yl}-3-ethoxy-thiophene-2-carboxylic acid	0.86 (A)	508.94
884	2-Butoxy-4-{6-[2-(6-chloro-7-fluoro-4-methoxy-2-methyl-indol-1-yl)-ethylamino]-pyrimidin-4-yl}-benzoic acid	0.82 (A)	527.18
885	5-{6-[2-(7-Chloro-5-fluoro-4-methoxy-2-methyl-indol-1-yl)-ethylamino]-pyrimidin-4-yl}-3-ethoxy-thiophene-2-carboxylic acid	0.83 (A)	504.98
886	(4-{6-[2-(7-Fluoro-4-methoxy-2-methyl-indol-1-yl)-ethylamino]-pyrimidin-4-yl}-2-methoxy-phenyl)-acetic acid	0.69 (A)	465.03
887	(4-{6-[2-(2-Cyano-7-fluoro-4-methoxy-indol-1-yl)-ethylamino]-pyrimidin-4-yl}-phenyl)-difluoro-acetic acid	0.66 (A)	481.91
888	2-Cyano-4-{6-[2-(7-fluoro-4-methoxy-2-methyl-indol-1-yl)-ethylamino]-pyrimidin-4-yl}-benzoic acid	0.71 (A)	446.18
889	5-{6-[2-(4,6-Dichloro-2-cyano-indol-1-yl)-ethylamino]-pyrimidin-4-yl}-3-ethoxy-thiophene-2-carboxylic acid	0.86 (A)	501.94
890	5-{6-[2-(2-Cyano-5,6-difluoro-4-methyl-indol-1-yl)-ethylamino]-pyrimidin-4-yl}-3-ethoxy-thiophene-2-carboxylic acid	0.82 (A)	484.01
891	5-{6-[2-(2-Cyano-7-fluoro-4-methyl-indol-1-yl)-ethylamino]-pyrimidin-4-yl}-3-ethoxy-thiophene-2-carboxylic acid	0.81 (A)	465.92
892	5-{6-[2-(2-Cyano-7-fluoro-indol-1-yl)-ethylamino]-pyrimidin-4-yl}-3-ethoxy-thiophene-2-carboxylic acid	0.78 (A)	452.02
893	(4-{6-[2-(2-Cyano-5,6-difluoro-4-methyl-indol-1-yl)-ethylamino]-pyrimidin-4-yl}-2-ethoxy-phenoxy)-acetic acid	0.74 (A)	508.04
894	(4-{6-[2-(2-Cyano-7-fluoro-4-methyl-indol-1-yl)-ethylamino]-pyrimidin-4-yl}-2-ethoxy-phenoxy)-acetic acid	0.72 (A)	490.05
895	(4-{6-[2-(2-Cyano-5,6-difluoro-4-methyl-indol-1-yl)-ethylamino]-pyrimidin-4-yl}-2-ethoxy-phenylamino)-acetic acid	0.77 (A)	507.28
896	(4-{6-[2-(2-Cyano-7-fluoro-indol-1-yl)-ethylamino]-pyrimidin-4-yl}-2-ethoxy-phenylamino)-acetic acid	0.74 (A)	475.31
897	(4-{6-[2-(7-Fluoro-4-methoxy-2-methyl-indol-1-yl)-ethylamino]-pyrimidin-4-yl}-phenyl)-acetic acid ethyl ester	0.78 (A)	463.12
898	7-Fluoro-4-methoxy-1-{2-[6-(2-methoxy-pyridin-4-yl)-pyrimidin-4-ylamino]-ethyl}-1H-indole-2-carbonitrile	0.77 (A)	419.15
899	1-{2-[6-(3-Ethoxy-4-hydroxy-phenyl)-pyrimidin-4-ylamino]-ethyl}-7-fluoro-4-methoxy-1H-indole-2-carbonitrile	0.74 (A)	448.1

(continued)

Ex.	Compound	t _R [min] (LC-MS)	MS Data m/z [M+H] ⁺
5	900 5-{6-[2-(2-Cyano-7-fluoro-4-methoxy-indol-1-yl)-ethylamino]-pyrimidin-4-yl}-thiophene-2-carboxylic acid amide	0.71 (A)	437.11
10	901 5-{6-[2-(2-Cyano-7-fluoro-indol-1-yl)-ethylamino]-pyrimidin-4-yl}-3-fluoro-thiophene-2-carboxylic acid	0.81 (A)	426.07
	902 5-{6-[2-(2-Cyano-4-methoxy-indol-1-yl)-ethylamino]-pyrimidin-4-yl}-3-fluoro-thiophene-2-carboxylic acid	0.79 (A)	438.08
15	903 5-{6-[2-(4-Chloro-2-cyano-indol-1-yl)-ethylamino]-pyrimidin-4-yl}-3-fluoro-thiophene-2-carboxylic acid	0.83 (A)	441.96
	904 5-{6-[2-(4-Chloro-2-cyano-6,7-difluoro-indol-1-yl)-ethylamino]-pyrimidin-4-yl}-3-fluoro-thiophene-2-carboxylic acid	0.88 (A)	478
20	905 2-Butoxy-4-{6-[2-(2-cyano-7-fluoro-4-methoxy-indol-1-yl)-ethylamino]-pyrimidin-4-yl}-6-fluoro-benzoic acid	0.8 (A)	522.13
	906 2-Butoxy-6-chloro-4-{6-[2-(2-cyano-7-fluoro-4-methoxy-indol-1-yl)-ethylamino]-pyrimidin-4-yl}-benzoic acid	0.81 (A)	538.09
25	907 2-Chloro-4-{6-[2-(2-cyano-7-fluoro-4-methoxy-indol-1-yl)-ethylamino]-pyrimidin-4-yl}-6-propoxy-benzoic acid	0.78 (A)	524.08
	908 4-{6-[2-(2-Cyano-7-fluoro-4-methoxy-indol-1-yl)-ethylamino]-pyrimidin-4-yl}-2-fluoro-6-propoxy-benzoic acid	0.77 (A)	508.11
30	909 5-{6-[2-(4-Chloro-2-cyano-indol-1-yl)-ethylamino]-pyrimidin-4-yl}-3-ethoxy-thiophene-2-carboxylic acid	0.80 (A)	468.05
	910 5-{6-[2-(2-Cyano-4-methoxy-indol-1-yl)-ethylamino]-pyrimidin-4-yl}-3-trifluoromethyl-thiophene-2-carboxylic acid	0.85 (A)	488.07
35	911 5-{6-[2-(4-Chloro-2-cyano-indol-1-yl)-ethylamino]-pyrimidin-4-yl}-3-trifluoromethyl-thiophene-2-carboxylic acid	0.89 (A)	492.05
	912 5-{6-[2-(4-Chloro-2-cyano-6,7-difluoro-indol-1-yl)-ethylamino]-pyrimidin-4-yl}-3-trifluoromethyl-thiophene-2-carboxylic acid	0.93 (A)	527.97
40	913 2-Chloro-4-{6-[2-(2-cyano-7-fluoro-4-methoxy-indol-1-yl)-ethylamino]-pyrimidin-4-yl}-6-isobutoxy-benzoic acid	0.81 (A)	538.09
	914 (4-{6-[2-(4-Chloro-2-cyano-6,7-difluoro-indol-1-yl)-ethylamino]-pyrimidin-4-yl}-2-ethoxy-phenoxy)-acetic acid	0.75 (A)	528.03
45	915 (4-{6-[2-(4-Chloro-2-cyano-indol-1-yl)-ethylamino]-pyrimidin-4-yl}-2-ethoxy-phenylamino)-acetic acid	0.75 (A)	491
	916 (4-{6-[2-(4-Chloro-2-cyano-6,7-difluoro-indol-1-yl)-ethylamino]-pyrimidin-4-yl}-2-ethoxy-phenylamino)-acetic acid	0.78 (A)	527.08
50	917 4-{6-[2-(2-Cyano-7-fluoro-4-methoxy-indol-1-yl)-ethylamino]-pyrimidin-4-yl}-2-difluoromethoxy-benzoic acid	0.76 (A)	497.97
	918 7-Fluoro-4-methoxy-1-{2-[6-(3-methoxy-1H-indazol-6-yl)-pyrimidin-4-ylamino]-ethyl}-1H-indole-2-carbonitrile	0.73 (A)	458.1
55	919 7-Fluoro-4-methoxy-1-{2-[6-(1-methyl-2-oxo-1,2,3,4-tetrahydro-quinazolin-7-yl)-pyrimidin-4-ylamino]-ethyl}-1 H-indole-2-carbonitrile	0.69 (A)	472.07
	920 7-Fluoro-4-methoxy-1-{2-[6-(2-methyl-3-oxo-2,3-dihydro-1H-indazol-6-yl)-pyrimidin-4-ylamino]-ethyl}-1 H-indole-2-carbonitrile	0.65 (A)	458.38

(continued)

Ex.	Compound	t _R [min] (LC-MS)	MS Data m/z [M+H] ⁺
5	921 7-Fluoro-4-methoxy-1-{2-[6-(1-methyl-3-oxo-2,3-dihydro-1H-indazol-6-yl)-pyrimidin-4-ylamino]-ethyl}-1 H-indole-2-carbonitrile	0.69 (A)	458.09
10	922 3-{6-[2-(2-Cyano-7-fluoro-4-methoxy-indol-1-yl)-ethylamino]-pyrimidin-4-yl}-5-ethylsulfanyl-benzoic acid	0.77 (A)	492.03
15	923 7-Fluoro-4-methoxy-1-(2-[6-[4-(3H-[1,2,3]triazol-4-yl)-phenyl]-pyrimidin-4-ylamino]-ethyl)-1H-indole-2-carbonitrile	0.69 (A)	455.15
20	924 3-(4-{6-[2-(2-Cyano-7-fluoro-4-methoxy-indol-1-yl)-ethylamino]-pyrimidin-4-yl}-2-ethoxy-phenyl)-propionic acid	0.75 (A)	504.19
25	925 (6-{6-[2-(2-Cyano-7-fluoro-4-methoxy-indol-1-yl)-ethylamino]-pyrimidin-4-yl}-3-oxo-2,3-dihydro-indazol-1-yl)-acetic acid	0.66 (A)	501.83
30	926 3-(3-{6-[2-(2-Cyano-7-fluoro-4-methoxy-indol-1-yl)-ethylamino]-pyrimidin-4-yl}-5-ethoxy-phenoxy)-propionic acid	0.79 (A)	520.15
35	927 3-(4-{6-[2-(2-Cyano-7-fluoro-4-methoxy-indol-1-yl)-ethylamino]-pyrimidin-4-yl}-2-ethoxy-phenoxy)-propionic acid	0.76 (A)	520.14
40	928 4-{6-[2-(2-Cyano-7-fluoro-4-methoxy-indol-1-yl)-ethylamino]-pyrimidin-4-yl}-2-ethoxy-3-fluoro-benzoic acid	0.78 (A)	494.14
45	929 4-{6-[2-(2-Cyano-7-fluoro-4-methoxy-indol-1-yl)-ethylamino]-pyrimidin-4-yl}-2-ethoxy-benzenesulfonamide	0.78 (A)	511.13
50	930 1-(2-[6-[3-Ethoxy-4-(3H-[1,2,3]triazol-4-yl)-phenyl]-pyrimidin-4-ylamino]-ethyl)-7-fluoro-4-methoxy-1H-indole-2-carbonitrile	0.77 (A)	499.14
55	931 (E)-3-(5-{6-[2-(2-Cyano-7-fluoro-4-methoxy-indol-1-yl)-ethylamino]-pyrimidin-4-yl}-3-ethoxy-thiophen-2-yl)-acrylic acid	0.83 (A)	508.14
	932 3-(5-{6-[2-(2-Cyano-7-fluoro-4-methoxy-indol-1-yl)-ethylamino]-pyrimidin-4-yl}-3-ethoxy-thiophen-2-yl)-propionic acid	0.83 (A)	510.16
	933 7-Fluoro-1-(2-[6-[4-(2-hydroxy-3,4-dioxo-cyclobut-1-enyl)-phenyl]-pyrimidin-4-ylamino]-ethyl)-4-methoxy-1H-indole-2-carbonitrile	0.69 (A)	484.03
	934 (4-{6-[2-(2-Cyano-7-fluoro-4-methoxy-indol-1-yl)-ethylamino]-pyrimidin-4-yl}-2-ethoxy-phenyl)-oxo-acetic acid	0.70 (A)	504.15
	935 4-{6-[2-(2-Cyano-7-fluoro-4-methoxy-indol-1-yl)-ethylamino]-pyrimidin-4-yl}-2-propylsulfanyl-benzoic acid	0.78 (A)	506.15
	936 4-{6-[2-(2-Cyano-6-fluoro-4-methoxy-indol-1-yl)-ethylamino]-pyrimidin-4-yl}-2-propylsulfanyl-benzoic acid	0.87 (A)	506.17
	937 4-{6-[2-(2-Cyano-7-fluoro-4-methoxy-indol-1-yl)-ethylamino]-pyrimidin-4-yl}-2-sopropylsulfanyl-benzoic acid	0.77 (A)	506.11
	938 4-{6-[2-(2-Cyano-6-fluoro-4-methoxy-indol-1-yl)-ethylamino]-pyrimidin-4-yl}-2-isopropylsulfanyl-benzoic acid	0.86 (A)	506.14
	939 4-{6-[2-(2-Cyano-7-fluoro-4-methoxy-indol-1-yl)-ethylamino]-pyrimidin-4-yl}-2-fluoro-6-propyl-benzoic acid	0.77 (A)	492.13
	940 5-{6-[2-(2-Cyano-5,7-difluoro-4-methyl-indol-1-yl)-ethylamino]-pyrimidin-4-yl}-3-ethoxy-thiophene-2-carboxylic acid	0.83 (A)	484.1
	941 5-{6-[2-(4-Chloro-2-cyano-6,7-difluoro-indol-1-yl)-ethylamino]-pyrimidin-4-yl}-3-ethoxy-thiophene-2-carboxylic acid	0.84 (A)	504.04

(continued)

Ex.	Compound	t _R [min] (LC-MS)	MS Data m/z [M+H] ⁺
5	942 5-{6-[2-(2-Cyano-6,7-difluoro-4-methyl-indol-1-yl)-ethylamino]-pyrimidin-4-yl}-3-ethoxy-thiophene-2-carboxylic acid	0.83 (A)	484.1
10	943 5-{6-[2-(2-Cyano-6,7-difluoro-4-methoxy-indol-1-yl)-ethylamino]-pyrimidin-4-yl}-3-ethoxy-thiophene-2-carboxylic acid	0.83 (A)	500.09
15	944 (4-{6-[2-(2-Cyano-6,7-difluoro-4-methoxy-indol-1-yl)-ethylamino]-pyrimidin-4-yl}-2-ethoxy-phenoxy)-acetic acid	0.73 (A)	524.13
15	945 (4-{6-[2-(2-Cyano-6,7-difluoro-4-methoxy-indol-1-yl)-ethylamino]-pyrimidin-4-yl}-2-ethoxy-phenylamino)-acetic acid	0.76 (A)	523.13
20	946 4-{6-[2-(2-Cyano-7-fluoro-4-methoxy-indol-1-yl)-ethylamino]-pyrimidin-4-yl}-2-isobutyl-benzoic acid	0.78 (A)	488.16
20	947 4-{6-[2-(2-Cyano-7-fluoro-4-methoxy-indol-1-yl)-ethylamino]-pyrimidin-4-yl}-2-propyl-benzoic acid	0.76 (A)	474.16
25	948 4-{6-[2-(2-Cyano-7-fluoro-4-methoxy-indol-1-yl)-ethylamino]-pyrimidin-4-yl}-2-ethyl-benzoic acid	0.73 (A)	460.14
25	949 4-{6-[2-(2-Cyano-7-fluoro-4-methoxy-indol-1-yl)-ethylamino]-pyrimidin-4-yl}-2-isobutoxy-benzoic acid	0.79 (A)	504.12
30	950 4-{6-[2-(2-Cyano-7-fluoro-4-methoxy-indol-1-yl)-ethylamino]-pyrimidin-4-yl}-2-propoxy-benzoic acid	0.76 (A)	490.14
30	951 4-{6-[2-(2-Cyano-7-fluoro-4-methyl-indol-1-yl)-ethylamino]-pyrimidin-4-yl}-2-ethylsulfanyl-benzoic acid	0.85 (A)	476.16
35	952 4-{6-[2-(2-Cyano-4-methoxy-indol-1-yl)-ethylamino]-pyrimidin-4-yl}-2-ethylsulfanyl-benzoic acid	0.73 (A)	474.08
35	953 4-{6-[2-(2-Cyano-7-fluoro-4-methoxy-indol-1-yl)-ethylamino]-pyrimidin-4-yl}-2-ethylsulfanyl-benzoic acid	0.75 (A)	492.12
40	954 4-{6-[2-(2-Cyano-6-fluoro-4-methoxy-indol-1-yl)-ethylamino]-pyrimidin-4-yl}-2-ethylsulfanyl-benzoic acid	0.83 (A)	492.14
40	955 4-{6-[2-(2-Cyano-6,7-difluoro-4-methoxy-indol-1-yl)-ethylamino]-pyrimidin-4-yl}-2-ethylsulfanyl-benzoic acid	0.78 (A)	510.08
45	956 4-{6-[2-(2-Cyano-6,7-difluoro-4-methyl-indol-1-yl)-ethylamino]-pyrimidin-4-yl}-2-ethoxy-benzoic acid	0.76 (A)	478.11
45	957 4-{6-[2-(2-Cyano-6,7-difluoro-4-methoxy-indol-1-yl)-ethylamino]-pyrimidin-4-yl}-2-ethoxy-benzoic acid	0.75 (A)	494.13
50	958 4-{6-[2-(2-Cyano-4-methoxy-indol-1-yl)-ethylamino]-pyrimidin-4-yl}-2-methylamino-benzoic acid	0.73 (A)	443.21
50	959 2-{6-[2-(2-Cyano-7-fluoro-4-methoxy-indol-1-yl)-ethylamino]-pyrimidin-4-yl}-1H-indole-6-carboxylic acid methyl ester	0.93 (A)	485.06
55	960 2-{6-[2-(2-Cyano-7-fluoro-4-methoxy-indol-1-yl)-ethylamino]-pyrimidin-4-yl}-1H-indole-5-carboxylic acid	0.77 (A)	471.23
55	961 7-Fluoro-1-{2-[6-(1H-indol-2-yl)-pyrimidin-4-ylamino]-ethyl}-4-methoxy-1H-indole-2-carbon itrile	0.83 (A)	427.29
55	962 2-{6-[2-(2-Cyano-7-fluoro-4-methoxy-indol-1-yl)-ethylamino]-pyrimidin-4-yl}-1H-indole-5-carboxylic acid methyl ester	0.87 (A)	485.19

(continued)

Ex.	Compound	t _R [min] (LC-MS)	MS Data m/z [M+H] ⁺
5	963 7-Fluoro-4-methoxy-1-(2-{6-[4-(2-methoxy-ethoxy)-phenyl]-pyrimidin-4-ylamino}-ethyl)-1H-indole-2-carbonitrile	0.84 (A)	462.04
10	964 7-Fluoro-1-(2-{6-[4-(2-hydroxy-ethoxy)-phenyl]-pyrimidin-4-ylamino}-ethyl)-4-methoxy-1H-indole-2-carbonitrile	0.68 (A)	448.1
15	965 4-{6-[2-(2-Cyano-7-fluoro-4-methoxy-indol-1-yl)-ethylamino]-pyrimidin-4-yl}-phthalic acid 2-ethyl ester	0.75 (A)	503.81
20	966 7-Fluoro-1-{2-[6-(1H-indol-6-yl)-pyrimidin-4-ylamino]-ethyl}-4-methoxy-1H-indole-2-carbonitrile	0.75 (A)	427.14
25	967 7-Fluoro-4-methoxy-1-{2-[6-(1H-pyrrolo[2,3-c]pyridin-3-yl)-pyrimidin-4-ylamino]-ethyl}-1H-indole-2-carbonitrile	0.59 (A)	428.14
30	968 7-Fluoro-1-{2-[6-(1H-indol-3-yl)-pyrimidin-4-ylamino]-ethyl}-4-methoxy-1H-indole-2-carbonitrile	0.76 (A)	427.16
35	969 7-Fluoro-1-{2-[6-(1H-indol-4-yl)-pyrimidin-4-ylamino]-ethyl}-4-methoxy-1H-indole-2-carbonitrile	0.74 (A)	427.17
40	970 7-Fluoro-4-methoxy-1-{2-[6-(2-oxo-1,2,3,4-tetrahydro-quinazolin-6-yl)-pyrimidin-4-ylamino]-ethyl}-1H-indole-2-carbonitrile	0.65 (A)	458.11
45	971 N-(4-{6-[2-(2-Cyano-7-fluoro-4-methoxy-indol-1-yl)-ethylamino]-pyrimidin-4-yl}-phenyl)-formamide	0.68 (A)	431.14
50	972 7-Fluoro-4-methoxy-1-{2-[6-(2-oxo-2,3-dihydro-benzooxazol-6-yl)-pyrimidin-4-ylamino]-ethyl}-1H-indole-2-carbonitrile	0.70 (A)	445.08
55	973 7-Fluoro-4-methoxy-1-{2-[6-(3-methyl-2-oxo-2,3-dihydro-benzooxazol-5-yl)-pyrimidin-4-ylamino]-ethyl}-1H-indole-2-carbonitrile	0.74 (A)	459.06
	974 4-{6-[2-(2-Cyano-7-fluoro-4-methoxy-indol-1-yl)-ethylamino]-pyrimidin-4-yl}-benzoic acid	0.70 (A)	432.13
	975 1-{2-[6-(2-Azetidin-1-yl-pyridin-4-yl)-pyrimidin-4-ylamino]-ethyl}-fluoro-4-methoxy-1H-indole-2-carbonitrile	0.70 (A)	444.1
	976 7-Fluoro-4-methoxy-1-{2-[6-(3,4,5,6-tetrahydro-2H-[1,2']bipyridinyl-4'-yl)-pyrimidin-4-ylamino]-ethyl}-1H-indole-2-carbonitrile	0.75 (A)	472.16
	977 7-Fluoro-1-{2-[6-(1H-indazol-5-yl)-pyrimidin-4-ylamino]-ethyl}-4-methoxy-1H-indole-2-carbonitrile	0.89 (E)	428.08
	978 7-Fluoro-4-methoxy-1-{2-[6-(1H-pyrrolo[2,3-b]pyridin-3-yl)-pyrimidin-4-ylamino]-ethyl}-1H-indole-2-carbonitrile	0.89 (E)	428.08
	979 7-Fluoro-4-methoxy-1-{2-[6-(1H-pyrrolo[2,3-b]pyridin-5-yl)-pyrimidin-4-ylamino]-ethyl}-1H-indole-2-carbonitrile	0.90 (E)	428.08
	980 7-Fluoro-4-methoxy-1-{2-[6-(1-methyl-1H-pyrrolo[2,3-b]pyridin-5-yl)-pyrimidin-4-ylamino]-ethyl}-1H-indole-2-carbonitrile	0.97 (E)	442.08
	981 7-Fluoro-4-methoxy-1-{2-[6-(6-methoxy-1H-indazol-5-yl)-pyrimidin-4-ylamino]-ethyl}-1H-indole-2-carbonitrile	0.87 (E)	458.09
	982 1-(4-{6-[2-(2-Cyano-7-fluoro-4-methoxy-indol-1-yl)-ethylamino]-pyrimidin-4-yl}-2-methoxy-phenyl)-3-ethyl-urea	0.95 (E)	504.12
	983 N-(4-{6-[2-(2-Cyano-7-fluoro-4-methoxy-indol-1-yl)-ethylamino]-pyrimidin-4-yl}-benzyl)-methanesulfonamide	0.91 (E)	495.08

(continued)

Ex.	Compound	t _R [min] (LC-MS)	MS Data m/z [M+H] ⁺
5	984 1-{2-[6-(1H-Benzimidazol-5-yl)-pyrimidin-4-ylamino]-ethyl}-7-fluoro-4-methoxy-1H-indole-2-carbonitrile	0.82 (E)	428.05
10	985 1-{2-[6-(3H-Benzotriazol-5-yl)-pyrimidin-4-ylamino]-ethyl}-7-fluoro-4-methoxy-1H-indole-2-carbonitrile	0.61 (E)	429.05
	986 1-{2-[6-(2-Cyclopropyl-pyridin-4-yl)-pyrimidin-4-ylamino]-ethyl}-7-fluoro-4-methoxy-1H-indole-2-carbonitrile	1.02 (E)	429.1
15	987 7-Fluoro-1-{2-[6-(2-oxo-2,3-dihydro-1H-benzo[d]imidazol-5-yl)-pyrimidin-4-ylamino]-ethyl}-4-methoxy-1H-indole-2-carbonitrile	0.80 (E)	444.07
	988 1-{2-[6-(2-Amino-pyridin-4-yl)-pyrimidin-4-ylamino]-ethyl}-7-fluoro-4-methoxy-1H-indole-2-carbonitrile	0.84 (E)	404.02
20	989 (4-{6-((2-(2-Cyano-7-fluoro-4-methoxy-1H-indol-1-yl)ethyl)amino)pyrimidin-4-yl}phenyl)boronic acid	0.69 (A)	432.17
	990 7-Fluoro-4-methoxy-1-{2-[6-(1-oxo-1,2,3,4-tetrahydro-isoquinolin-6-yl)-pyrimidin-4-ylamino]-ethyl}-1H-indole-2-carbonitrile	0.68 (A)	457.09
25	991 7-Fluoro-4-methoxy-1-{2-[2'-methoxy-[4,5']bipyrimidinyl-6-ylamino]-ethyl}-1H-indole-2-carbonitrile	0.74 (A)	420.16
	992 1-{2-[6-(3-Ethoxy-4-formyl-phenyl)-pyrimidin-4-ylamino]-ethyl}-7-fluoro-4-methoxy-1H-indole-2-carbonitrile	0.91 (E)	460.12
30	993 1-{2-[6-(3,5-Dimethyl-isoxazol-4-yl)-pyrimidin-4-ylamino]-ethyl}-7-fluoro-4-methoxy-1H-indole-2-carbonitrile	0.81 (E)	407.09
	994 7-Fluoro-1-{2-[6-(1 H-indol-5-yl)-pyrimidin-4-ylamino]-ethyl}-4-methoxy-1 H-indole-2-carbonitrile	0.82 (E)	427.1
35	995 7-Fluoro-1-{2-[6-(imidazo[1,2-a]pyridin-6-yl-pyrimidin-4-ylamino)-ethyl]-4-methoxy-1H-indole-2-carbonitrile	0.72 (E)	428.1
	996 4-{6-[2-(2-Cyano-7-fluoro-4-methoxy-indol-1-yl)-ethylamino]-pyrimidin-4-yl}-N-(2-methoxy-ethyl)-benzamide	0.77 (E)	489.14
40	997 7-Fluoro-4-methoxy-1-{2-[6-(2-pyrrolidin-1-yl-pyridin-4-yl)-pyrimidin-4-ylamino]-ethyl}-1H-indole-2-carbonitrile	0.79 (E)	458.16
	998 7-Fluoro-4-methoxy-1-{2-[6-(1,3,5-trimethyl-1H-pyrazol-4-yl)-pyrimidin-4-ylamino]-ethyl}-1H-indole-2-carbonitrile	0.74 (E)	420.14
45	999 4-{6-[2-(2-Cyano-7-fluoro-4-methoxy-indol-1-yl)-ethylamino]-pyrimidin-4-yl}-2-fluoro-benzoic acid methyl ester	0.82 (A)	464.09
	1000 7-Fluoro-4-methoxy-1-{2-[6-(2-oxo-2,3-dihydro-1H-benzimidazol-5-yl)-pyrimidin-4-ylamino]-ethyl}-1H-indole-2-carbonitrile	0.65 (A)	444.12
50	1001 7-Fluoro-1-{2-[6-(4-hydroxy-3-trifluoromethyl-phenyl)-pyrimidin-4-ylamino]-ethyl}-4-methoxy-1H-indole-2-carbonitrile	0.77 (A)	472.03
	1002 3-{6-[2-(2-Cyano-7-fluoro-4-methoxy-indol-1-yl)-ethylamino]-pyrimidin-4-yl}-5-ethoxy-benzoic acid	0.74 (A)	476.12
55	1003 7-Fluoro-4-methoxy-1-{2-[6-(2-morpholin-4-yl-pyridin-4-yl)-pyrimidin-4-ylamino]-ethyl}-1H-indole-2-carbonitrile	0.78 (E)	474.15
	1004 (3-{6-[2-(2-Cyano-7-fluoro-4-methoxy-indol-1-yl)-ethylamino]-pyrimidin-4-yl}-phenyl)-acetic acid	0.69 (A)	446.15

(continued)

Ex.	Compound	t _R [min] (LC-MS)	MS Data m/z [M+H] ⁺
1005	3-{6-[2-(2-Cyano-7-fluoro-4-methoxy-indol-1-yl)-ethylamino]-pyrimidin-4-yl}-5-methoxy-benzoic acid	0.71 (A)	462.14
1006	1-{2-[6-(2-Difluoromethoxy-pyridin-4-yl)-pyrimidin-4-ylamino]-ethyl}-7-fluoro-4-methoxy-1H-indole-2-carbonitrile	0.87 (A)	455.08
1007	7-Fluoro-4-methoxy-1-{2-[6-(2-trifluoromethyl-pyridin-4-yl)-pyrimidin-4-ylamino]-ethyl}-1H-indole-2-carbonitrile	0.89 (A)	457.07
1008	5-{6-[2-(2-Cyano-7-fluoro-4-methoxy-indol-1-yl)-ethylamino]-pyrimidin-4-yl}-thiophene-3-carboxylic acid	0.74 (A)	438.09
1009	5-{6-[2-(2-Cyano-7-fluoro-4-methoxy-indol-1-yl)-ethylamino]-pyrimidin-4-yl}-thiophene-3-carboxylic acid ethyl ester	0.88 (A)	465.94
1010	4-{6-[2-(2-Cyano-7-fluoro-4-methoxy-indol-1-yl)-ethylamino]-pyrimidin-4-yl}-2-methylamino-benzoic acid	0.76 (A)	461.19
1011	3-(3-{6-[2-(2-Cyano-7-fluoro-4-methoxy-indol-1-yl)-ethylamino]-pyrimidin-4-yl}-phenyl)-propionic acid	0.70 (A)	460.17
1012	4-{6-[2-(5,7-Difluoro-2,4-dimethyl-indol-1-yl)-ethylamino]-pyrimidin-4-yl}-2-methylamino-benzoic acid	0.82 (A)	452.2
1013	3-(5-{6-[2-(7-Fluoro-4-methoxy-2-methyl-indol-1-yl)-ethylamino]-pyrimidin-4-yl}-3-isopropoxy-thiophen-2-yl)-propionic acid	0.81 (A)	513.06
1014	3-Ethoxy-5-{6-[2-(7-fluoro-4-methoxy-2-methyl-indol-1-yl)-ethylamino]-pyrimidin-4-yl}-1H-pyrrole-2-carboxylic acid	0.67 (A)	454.16
1015	3-(3-Ethoxy-5-{6-[2-(7-fluoro-4-methoxy-2-methyl-indol-1-yl)-ethylamino]-pyrimidin-4-yl}-thiophen-2-yl)-propionic acid	0.81 (A)	499.18
1016	(E)-3-(3-Ethoxy-5-{6-[2-(7-fluoro-4-methoxy-2-methyl-indol-1-yl)-ethylamino]-pyrimidin-4-yl}-thiophen-2-yl)-acrylic acid	0.81 (A)	497.09
1017	4-{6-[2-(6-Fluoro-4-methoxy-2-methyl-indol-1-yl)-ethylamino]-pyrimidin-4-yl}-2-methylamino-benzoic acid	0.74 (A)	449.96
1018	7-Fluoro-4-methoxy-1-(2-{6-[4-(2,2,2-trifluoro-1,1-dihydroxy-ethyl)-phenyl]-pyrimidin-4-ylamino}-ethyl)-1H-indole-2-carbonitrile	0.73 (A)	502
1019	3-(4-{6-[2-(2-Cyano-7-fluoro-4-methoxy-indol-1-yl)-ethylamino]-pyrimidin-4-yl}-phenyl)-propionic acid	0.7 (A)	460.17
1020	3-Chloro-5-{6-[2-(4-chloro-2-cyano-indol-1-yl)-ethylamino]-pyrimidin-4-yl}-thiophene-2-carboxylic acid	0.85 (A)	457.96
1021	3-Chloro-5-{6-[2-(4-chloro-2-cyano-6,7-difluoro-indol-1-yl)-ethylamino]-pyrimidin-4-yl}-thiophene-2-carboxylic acid	0.88 (A)	493.99

Example 1022: N-(3-Ethoxy-5-{6-[2-(7-fluoro-4-methoxy-2-methyl-indol-1-yl)-ethylamino]-pyrimidin-4-yl}-thiophene-2-carbonyl)-methanesulfonamide

[0693] Following the method described for example 809, using 3-Ethoxy-5-{6-[2-(7-fluoro-4-methoxy-2-methyl-indol-1-yl)-ethylamino]-pyrimidin-4-yl}-thiophene-2-carboxylic acid (example 258), the title compound is obtained as white solid. LC-MS A: t_R = 0.88 min; [M+H]⁺ = 548.04.

Example 1023: 5-{6-[2-(2-Cyano-7-fluoro-4-methoxy-indol-1-yl)-ethylamino]-pyrimidin-4-yl}-3-ethoxy-thiophene-2-carboxylic acid methylamide

[0694] To a solution of 5-{6-[2-(2-cyano-7-fluoro-4-methoxy-indol-1-yl)-ethylamino]-pyrimidin-4-yl}-3-ethoxy-thiophene-2-carboxylic acid (Example 805, 34 mg, 0.071 mmol) in DMF (2 mL) are added methylamine (0.056 mL, 0.092 mmol), TEA (0.030 mL, 0.212 mmol) and HATU (40.3 mg, 0.106 mmol). The resulting mixture is stirred at RT overnight. The RM is purified by prep HPLC (basic conditions), affording the title compound as a white solid (21 mg, 60%). LC-MS A: t_R = 0.85 min; $[M+H]^+$ = 495.16.

[0695] Following the method described for Example 1023, compounds of Examples 1024 - 1030 listed in Table 12 below are prepared, using the appropriate amine.

Table 12: Examples 1024-1030

Ex.	Compound	t_R [min] (LC-MS)	MS Data m/z $[M+H]^+$
1024	5-{6-[2-(2-Cyano-7-fluoro-4-methoxy-indol-1-yl)-ethylamino]-pyrimidin-4-yl}-3-ethoxy-thiophene-2-carboxylic acid ethylamide	0.88 (A)	509.16
1025	5-{6-[2-(2-Cyano-7-fluoro-4-methoxy-indol-1-yl)-ethylamino]-pyrimidin-4-yl}-3-ethoxy-thiophene-2-carboxylic acid dimethylamide	0.84 (A)	509.16
1026	5-{6-[2-(2-Cyano-7-fluoro-4-methoxy-indol-1-yl)-ethylamino]-pyrimidin-4-yl}-3-ethoxy-thiophene-2-carboxylic acid (2-hydroxy-ethyl)-amide	0.78 (A)	525.14
1027	5-{6-[2-(2-Cyano-7-fluoro-4-methoxy-indol-1-yl)-ethylamino]-pyrimidin-4-yl}-3-ethoxy-thiophene-2-carboxylic acid isopropylamide	0.92 (A)	523.17
1028	5-{6-[2-(2-Cyano-7-fluoro-4-methoxy-indol-1-yl)-ethylamino]-pyrimidin-4-yl}-3-ethoxy-thiophene-2-carboxylic acid (2-methoxy-ethyl)-amide	0.87 (A)	539.17
1029	5-{6-[(2-(2-Cyano-7-fluoro-4-methoxy-1H-indol-1-yl)ethyl)amino]pyrimidin-4-yl}-3-ethoxy-N-sulfamoylthiophene-2-carboxamide	0.83 (A)	560.07
1030	5-{6-[2-(2-Cyano-7-fluoro-4-methoxy-indol-1-yl)-ethylamino]-pyrimidin-4-yl}-3-ethoxy-thiophene-2-carboxylic acid hydroxyamide	0.83 (A)	497.04

Example 1031: (3-Ethoxy-5-{6-[2-(7-fluoro-4-methoxy-2-methyl-indol-1-yl)-ethylamino]-pyrimidin-4-yl}-thiophen-2-yl)-methanol

[0696] Lithium aluminum hydride (2M in THF, 0.875 mL, 1.75 mmol) is added dropwise at RT to 3-ethoxy-5-{6-[2-(7-fluoro-4-methoxy-2-methyl-indol-1-yl)-ethylamino]-pyrimidin-4-yl}-thiophene-2-carboxylic acid (Example 258, 285 mg, 0.585 mmol) in THF (20 mL). The RM is stirred at RT overnight. Lithium aluminum hydride (2M in THF, 0.875 mL, 1.75 mmol) is added dropwise, and the RM is stirred for 1.5h. The RM is cooled at 0°C and quenched with sat. aq. Rochelle's salt (ca 50 mL). The RM is extracted with EtOAc (3x). The combined organic extracts are dried ($MgSO_4$) and concentrated under reduced pressure. Purification by FC (DCM:MeOH 100:0 to 97:3) afforded the title compound as a pale yellow solid (86 mg, 32%). LC-MS A: t_R = 0.73 min; $[M+H]^+$ = 457.12.

Example 1032: 2-{6-[2-(7-F)uoro-4-methoxy-2-methy]-indo)-1-y))-ethy)amino]-pyrimidin-4-y)}-4-isopropoxy-thiazole-5-carboxylic acid

[0697] To a solution of ethyl 2-{6-[(2-(7-fluoro-4-methoxy-2-methyl-1H-indol-1-yl)ethyl)amino]pyrimidin-4-yl}-4-isopropoxythiazole-5-carboxylate (45.8 mg, 0.0891 mmol) in MeOH (2 mL), THF (1 mL) and H₂O (0.4 mL) at RT is added Lithium hydroxide monohydrate (11.2 mg, 0.267 mmol). The RM is stirred at RT for 40h. Solvents are removed in vacuo. The remaining aqueous mixture is extracted with EtOAc (2x). The basic aqueous layer is acidified to pH=3-4 using HCl 1N and extracted with EtOAc (2x). The combined organic layers are washed with brine, dried over $MgSO_4$, filtered and solvent is removed in vacuo yielding the title compound as a a yellow powder (29 mg, 67%). LC-MS A: t_R = 0.87 min; $[M+H]^+$ = 486.08.

a) Ethyl 2-(6-((2-(7-fluoro-4-methoxy-2-methyl-1H-indol-1-yl)ethyl)amino)pyrimidin-4-yl)-4-isopropoxythiazole-5-carboxylate

[0698] To a solution of ethyl 2-(6-((2-(7-fluoro-4-methoxy-2-methyl-1H-indol-1-yl)ethyl)amino)pyrimidin-4-yl)-4-hydroxythiazole-5-carboxylate (50 mg, 0.0891 mmol) in DMF (1 mL) at RT is added K_2CO_3 (25.8 mg, 0.183 mmol). The RM is stirred for 15min at 60°C then is added 2-iodopropane (0.0107 mL, 0.107 mmol) and the RM is stirred over night at the same temperature. The RM is allowed to cool to RT. The resulting solution is partitioned between EtOAc and water. The organic layer is washed once more with water, then brine, dried over $MgSO_4$, filtered and evaporated to dryness yielding the title compound as a beige residue (50mg, 99%). LC-MS A: t_R = 1.03 min; $[M+H]^+$ = 514.03.

b) Ethyl 2-(6-((2-(7-fluoro-4-methoxy-2-methyl-1H-indol-1-yl)ethyl)amino)pyrimidin-4-yl)-4-hydroxythiazole-5-carboxylate

[0699] To a solution of 6-((2-(7-fluoro-4-methoxy-2-methyl-1H-indol-1-yl)ethyl)amino)pyrimidine-4-carbothioamide (625 mg, 1.74 mmol) in toluene (20 mL) at RT is added pyridine (0.564 mL, 6.96 mmol) and diethyl bromomalonate (0.322 mL, 1.74 mmol). The RM is heated at 110°C for 3.5 h. Diethyl bromomalonate (80 μ L) is added to the RM which is kept refluxing for 1h30. It is cooled to RT and concentrated in vacuo. The residue is partitioned between EtOAc and water. The pH of the aqueous layer is adjusted to pH 7 using HCl 1N. The resulting aqueous layer is extracted twice with EtOAc. The combined organic layers are washed with water and brine, dried over $MgSO_4$, filtered and evaporated to dryness. The residue is triturated in Et2O, filtered and dried, affording the title compound as a dark orange powder (500mg, 61%). LC-MS A: t_R = 0.95 min; $[M+H]^+$ = 472.01.

c) 6-((2-(7-Fluoro-4-methoxy-2-methyl-1H-indol-1-yl)ethyl)amino)pyrimidine-4-carbothioamide

[0700] To a suspension of 6-((2-(7-fluoro-4-methoxy-2-methyl-1H-indol-1-yl)ethyl)amino)pyrimidine-4-carbonitrile (1233 mg, 3.79 mmol) in EtOH (40 mL) is added sodium hydrosulfide hydrate (842 mg, 11.4 mmol) at RT. The RM is stirred at 90°C for 2h, cooled to RT, and concentrated under reduced pressure. The residue is partitioned between H2O and EtOAc. The aqueous layer is re-extracted 2x with EtOAc. The combined organic extracts are washed with brine, dried over $MgSO_4$, filtered and concentrated under reduced pressure. The residue is purified by FC (Hept:EtOAc 100:0 to 70:30), affording the title compound as a bright yellow powder (730 mg, 54%). LC-MS A: t_R = 0.77 min; $[M+H]^+$ = 360.02.

d) 6-((2-(7-fluoro-4-methoxy-2-methyl-1H-indol-1-yl)ethyl)amino)pyrimidine-4-carbonitrile

[0701] This reaction is done in two 20 mL-microwave vials. Each MW vial is charged with 6-chloro-N-(2-(7-fluoro-4-methoxy-2-methyl-1H-indol-1-yl)ethyl)pyrimidin-4-amine (A.1.25, 300 mg, 0.896 mmol), zinc cyanide (161 mg, 1.34 mmol) and DMF (10 mL). The RM is degassed then tetrakis(triphenylphosphine)palladium(0) (104 mg, 0.0896 mmol) is added. The microwave vial is sealed and RM is heated using the microwave Initiator at 180°C for 20min. To each microwave vial is added zinc cyanide (161 mg, 1.34 mmol) and tetrakis(triphenylphosphine)palladium(0) (104 mg, 0.0896 mmol). Each microwave vial is sealed and RM is heated using the microwave Initiator at 180°C for 20min. The 2 batches are combined, filtered through a Glass MicroFiber filter, washing with EtOAc. The filtrate is washed with water, the aqueous phase is re-extracted twice with EtOAc. The combined organic extracts are washed with brine, dried over $MgSO_4$ and concentrated in vacuo. Purification by FC (Hept: EtOAc 100:0 to 70:30) afforded the title compound as a white powder (295mg, 51%). LC-MS A: t_R = 0.87 min; $[M+H]^+$ = 326.26.

[0702] Following the method described for Example 1032, compounds of Examples 1033 - 1035 listed in Table 13 below are prepared, using the appropriate alkyl iodide.

Table 13: Examples 1033-1035

Ex.	Compound	t_R [min] (LC-MS)	MS Data m/z $[M+H]^+$
1033	2-{6-[2-(7-Fluoro-4-methoxy-2-methyl-indol-1-yl)-ethylamino]-pyrimidin-4-yl}-4-methoxy-thiazole-5-carboxylic acid	0.80 (A)	458.07
1034	4-Ethoxy-2-{6-[2-(7-fluoro-4-methoxy-2-methyl-indol-1-yl)-ethylamino]-pyrimidin-4-yl}-thiazole-5-carboxylic acid	0.84 (A)	472.07
1035	2-{6-[2-(7-Fluoro-4-methoxy-2-methyl-indol-1-yl)-ethylamino]-pyrimidin-4-yl}-4-propoxy-thiazole-5-carboxylic acid	0.89 (A)	486.25

Example 1036: 2-{6-[2-(7-Fluoro-4-methoxy-2-methyl-indol-1-yl)-ethylamino]-pyrimidin-4-yl}-4-isobutyl-thiazole-5-carboxylic acid

[0703] A MW vial is charged with 6-((2-(7-fluoro-4-methoxy-2-methyl-1 H-indol-1-yl)ethyl)amino)pyrimidine-4-carbothioamide (Example 1032 c, 100 mg, 0.278 mmol) and EtOH (2 mL), it is purged with N₂, and ethyl 2-chloro-5-methyl-3-oxohexanoate (90.8 mg, 0.417 mmol) is added. The vial is capped, and it is heated at 90°C overnight. It is cooled to RT and the RM is partitioned between EtOAc and sat. aq. NaHCO₃. The aqueous phase is re-extracted with EtOAc (2x). The combined organic extracts are dried (MgSO₄), filtered and concentrated. The residue is purified by FC (Hept to Hept:EtOAc 80:20), affording the intermediate ester. It is dissolved in MeOH (5mL) and treated with 2N NaOH (5 mL). The RM is stirred at RT o/n, concentrated under reduced pressure, and the residue is acidified with 1N HCl, and extracted with EtOAc (2X). The organic extracts are dried (MgSO₄), filtered and concentrated, affording the title compound as a yellow solid (48 mg, 36%). LC-MS A: t_R = 0.91 min; [M+H]⁺ = 484.15.

Example 1037: 4-Ethyl-2-{6-[2-(7-fluoro-4-methoxy-2-methyl-indol-1-yl)-ethylamino]-pyrimidin-4-yl}-thiazole-5-carboxylic acid

[0704] Following the method described for example 1036, using methyl 2-chloro-3-oxovalerate, the title compound is obtained as yellow solid. LC-MS A: t_R = 0.6 min; [M+H]⁺ = 456.00.

Example 1038: 4-tert-Butyl-2-{6-[2-(7-fluoro-4-methoxy-2-methyl-indol-1-yl)-ethylamino]-pyrimidin-4-yl}-thiazole-5-carboxylic acid

[0705] Following the method described for example 1036, using methyl 2-chloro-4,4-dimethyl-3-oxopentanoate, the title compound is obtained as an orange solid. LC-MS A: t_R = 0.91 min; [M+H]⁺ = 484.14.

Example 1039: 4-{6-[2-(7-Fluoro-4-methoxy-2-methyl-indol-1-yl)-ethylamino]-pyrimidin-4-yl}-2-(2-oxa-spiro[3.3]hept-6-yloxy)-benzoic acid

[0706] To a solution of 4-{6-[2-(7-fluoro-4-methoxy-2-methyl-indol-1-yl)-ethylamino]-pyrimidin-4-yl}-2-hydroxybenzoic acid (50 mg, 0.115 mmol) (60 mg, 0.137 mmol), TBAI (10.3 mg, 0.0275 mmol) and Cs₂CO₃ (134 mg, 0.412 mmol) in DMF (2 mL) is added 6-iodo-2-oxaspiro[3.3]heptane (97.3 mg, 0.412 mmol) and the RM is heated at 130°C for 3h in the microwave. NaOH 10% (0.275 mL, 0.687 mmol) is added and the RM is stirred at RT until full saponification (1h). The mixture is filtered, rinsed with MeOH and purified by prep HPLC, to afford the title compound as a yellow solid (30 mg, 40%). LC-MS A: t_R = 0.69 min; [M+H]⁺ = 533.19.

a) 4-{6-[2-(7-Fluoro-4-methoxy-2-methyl-indol-1-yl)-ethylamino]-pyrimidin-4-yl}-2-hydroxybenzoic acid

[0707] The title compound is prepared according to the synthesis of A.1.1.1. described above using 6-chloro-N-(2-(7-fluoro-4-methoxy-2-methyl-1H-indol-1-yl)ethyl)pyrimidin-4-amine (A.1.25.) and 2-hydroxy-4-(4,4,5,5-tetramethyl-1,3,2-dioxaborolan-2-yl)benzoic acid; LC-MS A: t_R = 0.69 min; [M+H]⁺ = 437.16.

Example 1040: 1-(2-Ethoxy-4-{6-[2-(7-fluoro-4-methoxy-2-methyl-indol-1-yl)-ethylamino]-pyrimidin-4-yl}-phenyl)-2-hydroxy-ethanone

[0708] To a solution of 1-(2-ethoxy-4-((2-(7-fluoro-4-methoxy-2-methyl-1 H-indol-1-yl)ethyl)amino)pyrimidin-4-yl)phenyl)ethan-1-one (57 mg, 0.123 mmol) in toluene (2 mL) is added TEA (0.0515 mL, 0.37 mmol). The mixture is cooled at 0°C and trimethylsilyl trifluoromethanesulfonate (0.041 mL, 0.222 mmol) is added dropwise. The RM is stirred for 10 min at 0°C then warmed up to rt and stirred for 4h. The mixture is washed with saturated aqueous NaHCO₃ (3 mL), and extracted with DCM. The organic layer is dried (MgSO₄), filtered and concentrated in vacuo. The residue is dissolved in DCM (1.5 mL) and added dropwise to a cooled (-10 °C) suspension of 3-chloroperbenzoic acid (41.4 mg, 0.185 mmol) in DCM (1.5 mL). The RM is stirred at -10 °C for 45 min, then allowed to warm to rt over 1h. It is diluted with DCM (5 mL) and poured into 10 mL of a 20% solution of Na₂S₂O₃. The mixture is vigorously stirred for 30 min. The organic layer is separated. The aqueous layer is extracted with DCM. The combined extracts are washed with saturated solution of Na₂CO₃ (20 mL) and concentrated in vacuo. The residue is purified by prep HPLC (basic conditions) affording the title compound as a green solid (3 mg, 5%). LC-MS A: t_R = 0.72 min; [M+H]⁺ = 479.21.

a) 1-(2-Ethoxy-4-(6-((2-(7-fluoro-4-methoxy-2-methyl-1H-indol-1-yl)ethyl)amino)pyrimidin-4-yl)phenyl)ethan-1-one

[0709] Following the general procedure A, using A.1.25 and 1-(2-ethoxy-4-(4,4,5,5-tetramethyl-1,3,2-dioxaborolan-2-yl)phenyl)ethan-1-one, the title compound is obtained as a beige solid (50mg, 99%). LC-MS A: t_R = 0.78 min; $[M+H]^+$ = 463.23.

b) 1-(2-Ethoxy-4-(4,4,5,5-tetramethyl-1,3,2-dioxaborolan-2-yl)phenyl)ethan-1-one

[0710] Following the procedure described for the synthesis of A.2.3. using 1-(4-bromo-2-ethoxyphenyl)ethan-1-one, the title compound is obtained as a white solid (50mg, 99%). LC-MS A: t_R = 0.95 min; $[M+H]^+$ = 291.21.

Example 1041: (4-{6-[2-(7-Fluoro-4-methoxy-2-methyl-indol-1-yl)-ethylamino]-pyrimidin-4-yl}-phenyl)-carbamic acid methyl ester

[0711] To a solution of [6-(4-amino-phenyl)-pyrimidin-4-yl]-[2-(7-fluoro-4-methoxy-2-methyl-indol-1-yl)-ethyl]-amine (Example 4, 50 mg, 0.117 mmol) in DCM (1 mL) are added DIPEA (0.06 mL, 0.351 mmol) and methyl chloroformate (0.0109 mL, 0.14 mmol). The RM is stirred at RT for 30 min, then partitioned between water (5 ml) and DCM (5 ml). The organic layer is dried ($MgSO_4$) and concentrated. The residue is purified by prep HPLC (basic conditions) affording the title compound as a white solid (18 mg, 34%). LC-MS A: t_R = 0.72 min; $[M+H]^+$ = 450.04.

Example 1042: (2-Ethoxy-4-{6-[2-(7-fluoro-4-methoxy-2-methyl-indol-1-yl)-ethylamino]-pyrimidin-4-yl}-phenylamino)-acetic acid methyl ester

[0712] To a solution of (2-ethoxy-4-{6-[2-(7-fluoro-4-methoxy-2-methyl-indol-1-yl)-ethylamino]-pyrimidin-4-yl}-phenylamino)-acetic acid (Example 811, 20 mg, 0.0392 mmol) in MeOH (1 mL) is added dropwise HCl 4N in dioxane (0.07 mL, 0.274 mmol) and the mixture is stirred at RT for 48h. The crude mixture is purified by prep HPLC (acidic conditions) affording the title compound as a ochre solid (14 mg, 70%). LC-MS A: t_R = 0.80 min; $[M+H]^+$ = 508.19.

Example 1043: 5-{6-[2-(2-Cyano-7-fluoro-4-methoxy-indol-1-yl)-ethylamino]-pyrimidin-4-yl}-3-ethoxy-thiophene-2-carboxylic acid carboxymethyl ester

[0713] To a solution of 5-{6-[2-(2-cyano-7-fluoro-4-methoxy-indol-1-yl)-ethylamino]-pyrimidin-4-yl}-3-ethoxy-thiophene-2-carboxylic acid (Example 805, 50 mg, 0.104 mmol) in DMF (2 mL) is added K_2CO_3 (43 mg, 0.312 mmol) and methyl bromoacetate (0.0197 mL, 0.208 mmol). The mixture is stirred overnight at RT, then treated with NaOH 1N (0.104 mL, 0.104 mmol) and stirred at RT for 30min. The crude mixture is filtered over a $0.45\mu m$ filter and purified by prep HPLC (basic conditions) affording the title compound as a white solid (16 mg, 28%). LC-MS A: t_R = 0.81 min; $[M+H]^+$ = 540.07.

Example 1044: 5-{6-[2-(2-Cyano-7-fluoro-4-methoxy-indol-1-yl)-ethylamino]-pyrimidin-4-yl}-3-ethoxy-thiophene-2-carboxylic acid dimethylcarbamoylmethyl ester

[0714] To a solution of 5-{6-[2-(2-cyano-7-fluoro-4-methoxy-indol-1-yl)-ethylamino]-pyrimidin-4-yl}-3-ethoxy-thiophene-2-carboxylic acid (Example 805, 50 mg, 0.104 mmol) in DMF dry (2 mL) is added K_2CO_3 (43 mg, 0.312 mmol) and a catalytic amount of KI, then 2-chloro-N,N-dimethylacetamide (0.0214 mL, 0.208 mmol) is added and the mixture is stirred overnight at 30°C. The crude mixture is filtered over a $0.45\mu m$ filter and purified by prep HPLC (basic conditions) affording the title compound as a yellow solid (34 mg, 58%). LC-MS A: t_R = 0.82 min; $[M+H]^+$ = 567.11. Following the method described for Example 1044, compounds of Examples 1045 - 1047 listed in Table 14 below are prepared, using the appropriate alkylating agent.

Table 14: Examples 1045-1047

Ex.	Compound	t_R [min] (LC-MS)	MS Data m/z $[M+H]^+$
1045	5-{6-[2-(2-Cyano-7-fluoro-4-methoxy-indol-1-yl)-ethylamino]-pyrimidin-4-yl}-3-ethoxy-thiophene-2-carboxylic acid butyryloxymethyl ester	0.97 (A)	582.11

(continued)

Ex.	Compound	t _R [min] (LC-MS)	MS Data m/z [M+H] ⁺
1046	5-{6-[2-(2-Cyano-7-fluoro-4-methoxy-indol-1-yl)-ethylamino]-pyrimidin-4-yl}-3-ethoxy-thiophene-2-carboxylic acid ethoxycarbonyloxymethyl ester	0.94 (A)	584.16
1047	5-{6-[2-(2-Cyano-7-fluoro-4-methoxy-indol-1-yl)-ethylamino]-pyrimidin-4-yl}-3-ethoxy-thiophene-2-carboxylic acid 5-methyl-2-oxo-[1,3]dioxol-4-ylmethyl ester	0.92 (A)	593.97

Example 1048: 5-{6-[2-(2-Cyano-7-fluoro-4-methoxy-indol-1-yl)-ethylamino]-pyrimidin-4-yl}-3-ethoxy-thiophene-2-carboxylic acid 2-dimethylamino-ethyl ester

[0715] To a solution of 5-{6-[2-(2-cyano-7-fluoro-4-methoxy-indol-1-yl)-ethylamino]-pyrimidin-4-yl}-3-ethoxy-thiophene-2-carboxylic acid (Example 805, 50 mg, 0.104 mmol) in MeCN (2 mL) are added N-(3-dimethylaminopropyl)-N'-ethylcarbodiimide hydrochloride (30.2 mg, 0.156 mmol), 4-(dimethylamino)pyridine (25.6 mg, 0.208 mmol) and 2-dimethylaminoethanol (0.032 mL, 0.312 mmol). The RM is stirred at RT overnight. The crude mixture is filtered over a 0.45 µm filter and purified by prep HPLC (basic conditions) affording the title compound as a beige solid (25 mg, 44%). LC-MS A: t_R = 0.72 min; [M+H]⁺ = 553.18.

Example 1049: 5-{6-[2-(2-Cyano-7-fluoro-4-methoxy-indol-1-yl)-ethylamino]-pyrimidin-4-yl}-3-ethoxy-thiophene-2-carboxylic acid phenyl ester

[0716] Following the method described for example 1048, using phenol, the title compound is obtained as a white solid. LC-MS A: t_R = 0.99 min; [M+H]⁺ = 558.10.

Example 1050: (4-{6-[2-(2-Cyano-7-fluoro-4-methoxy-indol-1-yl)-ethylamino]-pyrimidin-4-yl}-2-methoxy-phenyl)-propynoic acid ethyl ester

[0717] To a solution of 4-(6-((2-(2-cyano-7-fluoro-4-methoxy-1H-indol-1-yl)ethyl)amino)pyrimidin-4-yl)-2-methoxyphenyl trifluoromethanesulfonate (30 mg, 0.053 mmol) in DMSO (0.7 mL) at RT under argon is added ethyl propiolate (0.00814 mL, 0.0796 mmol) followed by TEA (0.0222 mL, 0.159 mmol), copper iodide (1.01 mg, 0.0053 mmol), tetrakis-(triphenylphosphine)-palladium (1.84 mg, 0.00159 mmol) and LiCl (0.5 M solution in THF, 0.318 mL, 0.159 mmol). The RM is stirred at 100°C for 1h by MW. Ethyl propiolate (0.00814 mL, 0.0796 mmol), TEA (0.0222 mL, 0.159 mmol), copper iodide (1.01 mg, 0.0053 mmol), tetrakis-(triphenylphosphine)-palladium (1.84 mg, 0.00159 mmol) and lithium chloride (0.5 M solution in THF, 0.318 mL, 0.159 mmol) are added and the RM is heated for 2h at 100°C under MW. It is filtered through a pad of celite and concentrated. The crude is diluted with EtOAc and extracted with water, purified by prep.HPLC basic conditions to afford the title compound as a pale-yellow solid (3 mg, 11%). LC-MS A: t_R = 0.87 min; [M+H]⁺ = 513.6.

a) 4-(6-((2-(2-Cyano-7-fluoro-4-methoxy-1H-indol-1-yl)ethyl)amino)pyrimidin-4-yl)-2-methoxyphenyl trifluoromethanesulfonate

[0718] 7-Fluoro-1-(2-((6-(4-hydroxy-3-methoxyphenyl)pyrimidin-4-yl)amino)ethyl)-4-methoxy-1H-indole-2-carbonitrile (110 mg, 0.254 mmol) and N-Phenyl-bis(trifluoromethanesulfonimide) (97 mg, 0.266 mmol) in DCM (1.75 mL) are cooled down to 0°C and TEA (0.0392 mL, 0.279 mmol) is added. The mixture is stirred at 0°C for 30 min then allowed to reach RT and stirred overnight. NaOH 1N is added and the RM is extracted with DCM then dried over MgSO₄ and concentrated under vacuum. Purification by FC (Hept:EtOAc) afforded the title compound as a white solid (100 mg, 70%). LC-MS A: t_R = 0.89 min; [M+H]⁺ = 565.99.

b) 7-Fluoro-1-(2-((6-(4-hydroxy-3-methoxyphenyl)pyrimidin-4-yl)amino)ethyl)-4-methoxy-1H-indole-2-carbonitrile

[0719] Following the general procedure A with A.1.68 and 4-hydroxy-3-methoxyphenyl boronic acid, the title compound is obtained as a white solid. LC-MS A: t_R = 0.70 min; [M+H]⁺ = 434.03.

Example 1051: (6-[4-Ethoxy-5-(1H-tetrazol-5-yl)-thiophen-2-yl]-pyrimidin-4-yl)[2-(7-fluoro-4-methoxy-2-methyl-indol-1-yl)-ethyl]-amine

[0720] To a solution of 6-(4-ethoxy-5-(1H-tetrazol-5-yl)thiophen-2-yl)pyrimidin-4-ol (11.5 mg, 0.0396 mmol) in MeCN (0.4 mL), BOP (23.2 mg, 0.0515 mmol) and DBU (0.00906 mL, 0.0594 mmol) are sequentially added and the RM is stirred at RT for 20 min. 2-(7-Fluoro-4-methoxy-2-methyl-1H-indol-1-yl)ethan-1-amine (A.1.25.1; 10.5 mg, 0.047 mmol) is added and the RM is stirred at 60 °C for 60h. Purification of the crude mixture by prep.-HPLC (basic conditions) afforded the title compound as a yellow solid (3 mg, 11%). LC-MS A: t_R = 0.83 min; $[M+H]^+$ = 495.02.

a) 6-(4-Ethoxy-5-(1H-tetrazol-5-yl)thiophen-2-yl)pyrimidin-4-ol

[0721] 4-(4-Ethoxy-5-(1H-tetrazol-5-yl)thiophen-2-yl)-6-methoxypyrimidine (30 mg, 0.0986 mmol) is treated with HCl 4M in dioxane (0.5 mL) and the RM is stirred at 55-60 °C overnight. It is then concentrated under reduced pressure and purified by prep.-HPLC (acidic conditions) to afford the title compound as a white solid (12 mg, 42%). LC-MS A: t_R = 0.59 min; $[M+H]^+$ = 291.04.

b) 4-(4-Ethoxy-5-(1H-tetrazol-5-yl)thiophen-2-yl)-6-methoxypyrimidine

[0722] To a solution of 3-ethoxy-5-(6-methoxypyrimidin-4-yl)thiophene-2-carbonitrile (72 mg, 0.276 mmol) in toluene (2.1 mL), trimethylsilylazide (0.0544 mL, 0.413 mmol) and dibutyltin oxide (6.86 mg, 0.0276 mmol) are added. The RM is stirred at 110°C overnight in a sealed tube. The solvent is evaporated, then the residue is dissolved in MeOH and adjusted to pH = 10 with NaOH 2M. The solution is loaded onto a PE_AX cartridge for standard catch&release protocol, which afforded the title compound as a yellow solid (43 mg, 51%). LC-MS A: t_R = 0.78 min; $[M+H]^+$ = 305.06.

c) 3-Ethoxy-5-(6-methoxypyrimidin-4-yl)thiophene-2-carbonitrile

[0723] Following the procedure described for A.1.64.3, with 3-ethoxy-5-(6-methoxypyrimidin-4-yl)thiophene-2-carboxamide, the title compound is obtained as a white solid. LC-MS A: t_R = 0.91 min; $[M+H]^+$ = 262.14.

d) 3-Ethoxy-5-(6-methoxypyrimidin-4-yl)thiophene-2-carboxamide

[0724] Following the procedure described for A.1.64.4, with 3-ethoxy-5-(6-methoxypyrimidin-4-yl)thiophene-2-carboxylic acid, the title compound is obtained as a white solid. LC-MS A: t_R = 0.73 min; $[M+H]^+$ = 280.14.

e) 3-Ethoxy-5-(6-methoxypyrimidin-4-yl)thiophene-2-carboxylic acid

[0725] A mixture of 4-chloro-6-methoxypyrimidine (712 mg, 4.83 mmol), A. 1.68. (300 mg, 1.01 mmol) and potassium phosphate tribasic monohydrate (695 mg, 3.02 mmol) in DMF (5 mL) and water (0.109 mL, 6.04 mmol) is degassed during 15 min. Then dichloro(1,1'-bis(diphenylphosphino) ferrocene) palladium (II) dichloromethane adduct (82.2 mg, 0.101 mmol) is added and the solution is stirred overnight at rt. The RM is partitioned between sat. aq. NaHCO₃ and EtOAc. The aqueous layer is washed twice with EtOAc, then it is adjusted to pH = 1 with HCl 2M and extracted once with AcOEt. This last organic layer is further washed (3x) with brine, dried (MgSO₄), filtered and concentrated. The residue is purified by FC (Hept to Hept/EtOAc 1:1) to give the title compound as a yellow solid (0.054 g, 19%). LC-MS A: t_R = 0.71 min; $[M+H]^+$ = 280.96.

Example 1052: 3-Ethoxy-5-{6-[2-(7-fluoro-4-methoxy-2-methyl-indol-1-yl)-ethylamino]-pyrimidin-4-yl}-N-hydroxy-thiophene-2-carboxamide

[0726] A suspension of 3-ethoxy-5-(6-((2-(7-fluoro-4-methoxy-2-methyl-1H-indol-1-yl)ethyl)amino)pyrimidin-4-yl)thiophene-2-carbonitrile (50 mg, 0.111 mmol), hydroxylamine hydrochloride (15.5 mg, 0.221 mmol) and NaHCO₃ (23.3 mg, 0.277 mmol) in water (0.025 mL) and EtOH (0.45 mL) is stirred in a sealed tube at 90 °C for 2h. Once at rt, the RM is diluted with water and extracted with EtOAc. The organic layer is then washed twice with brine, dried over MgSO₄, filtered and concentrated. The residue is purified by FC (hept/EtOAc 2:8) to yield the title compound as a yellow solid (20mg, 37%). LC-MS A: t_R = 0.71 min; $[M+H]^+$ = 485.04.

a) 3-Ethoxy-5-(6-((2-(7-fluoro-4-methoxy-2-methyl-1H-indol-1-yl)ethyl)amino)pyrimidin-4-yl)thiophene-2-carbonitrile

[0727] A mixture of 5-(6-chloropyrimidin-4-yl)-3-ethoxythiophene-2-carbonitrile (78 mg, 0.294 mmol), 2-(7-fluoro-4-methoxy-2-methyl-1H-indol-1-yl)ethan-1-amine (A.1.25.1; 65.2 mg, 0.294 mmol) and TEA (0.123 mL, 0.881 mmol) in iPrOH (1 mL) is stirred at 90 °C overnight. The suspension is diluted with water and the solid is filtered off, washing with water, and then dried under high vacuum, affording the title compound as a yellow solid (106 mg, 80%). LC-MS A: t_R = 0.97 min; $[M+H]^+$ = 452.11.

b) 5-(6-Chloropyrimidin-4-yl)-3-ethoxythiophene-2-carbonitrile

[0728] Following the procedure described for A.1.64.3, with 5-(6-chloropyrimidin-4-yl)-3-ethoxythiophene-2-carboxamide, the title compound is obtained as a white solid. LC-MS A: t_R = 0.92 min; $[M+H]^+$ = 266.01.

c) 5-(6-Chloropyrimidin-4-yl)-3-ethoxythiophene-2-carboxamide

[0729] Following the procedure described for A.1.64.4, with 5-(6-chloropyrimidin-4-yl)-3-ethoxythiophene-2-carboxylic acid, the title compound is obtained as a yellow solid. LC-MS A: t_R = 0.75 min; $[M+H]^+$ = 284.06.

d) 5-(6-Chloropyrimidin-4-yl)-3-ethoxythiophene-2-carboxylic acid

[0730] Following the procedure described for example 1051 e), with 4,6-dichloropyrimidine, the title compound is obtained as a orange solid. LC-MS A: t_R = 0.75 min; $[M+H]^+$ = 285.05.

Example 1053: 1-(3-Ethoxy-5-(6-[2-(7-fluoro-4-methoxy-2-methyl-indol-1-yl)-ethylamino]-pyrimidin-4-yl)-thiophen-2-yl)-ethanol

[0731] Sodium borohydride (4 mg, 0.106 mmol) is added at rt to a solution of 1-(3-ethoxy-5-(6-((2-(7-fluoro-4-methoxy-2-methyl-1H-indol-1-yl)ethyl)amino)pyrimidin-4-yl)thiophen-2-yl)ethan-1-one (8 mg, 0.0171 mmol) in EtOH (0.5 mL), and the RM is stirred at rt for 3h, then quenched by dropwise addition of acetone and concentrated under reduced pressure. The residue is purified by FC (hept->hept/AcOEt 1:1) to yield the title compound as a white solid (4.5mg, 56%). LC-MS A: t_R = 0.76 min; $[M+H]^+$ = 471.06.

a) 1-(3-Ethoxy-5-(6-((2-(7-fluoro-4-methoxy-2-methyl-1H-indol-1-yl)ethyl)amino)pyrimidin-4-yl)thiophen-2-yl)ethan-1-one

[0732] Following the procedure described for Example 1051, using 1-(3-ethoxy-5-(6-hydroxypyrimidin-4-yl)thiophen-2-yl)ethan-1-one the title compound as a orange solid. LC-MS A: t_R = 0.90 min; $[M+H]^+$ = 469.09.

b) 1-(3-Ethoxy-5-(6-hydroxypyrimidin-4-yl)thiophen-2-yl)ethan-1-one

[0733] Following the procedure described for Example 1051a, with 1-(3-ethoxy-5-(6-methoxypyrimidin-4-yl)thiophen-2-yl)ethan-1-one, the title compound is obtained as a beige solid. LC-MS A: t_R = 0.67 min; $[M+H]^+$ = 275.15.

c) 1-(3-Ethoxy-5-(6-methoxypyrimidin-4-yl)thiophen-2-yl)ethan-1-one

[0734] To a solution of 3-ethoxy-5-(6-methoxypyrimidin-4-yl)thiophene-2-carbonitrile (Example 1051c; 317 mg, 1.21 mmol) in THF (7.0 mL), methylmagnesium bromide (3M in THF, 1.4 mL, 4.25 mmol) is added dropwise at 0 °C, then the RM is stirred at rt overnight. The mixture is quenched at 0 °C with 2 N aqueous HCl and stirred at rt overnight. The biphasic mixture is adjusted to pH 10-11 with 5% aqueous NaOH and extracted with EtOAc. The organic phase is washed with brine (2x), dried over anhydrous $MgSO_4$, filtered and concentrated. The residue is purified by FC (hept->hept/AcOEt 1:1) to afford the expected product as a yellow solid (123 mg, 36%). LC-MS A: t_R = 0.88 min; $[M+H]^+$ = 279.15.

Example 1054: 3-(3-Ethoxy-5-(6-[2-(7-fluoro-4-methoxy-2-methyl-indol-1-yl)-ethylamino]-pyrimidin-4-yl)-thiophen-2-yl)-[1,2,4]oxadiazol-5(4H)-one

[0735] A solution of 3-ethoxy-5-(6-[2-(7-fluoro-4-methoxy-2-methyl-indol-1-yl)-ethylamino]-pyrimidin-4-yl)-N-hydroxythiophene-2-carboxamidine (Example 1052; 18 mg, 0.0371 mmol), 1,1'-carbonyldiimidazole (9.04 mg, 0.0557 mmol)

and DBU (0.01 mL, 0.0656 mmol) in dioxane (0.3 mL) is stirred at 90 °C for 3h. Once at RT, the RM is diluted with DCM and washed with HCl 2M. The organic layer is separated through phase-separator cartridge and concentrated under reduced pressure. Purification by prep HPLC (basic conditions) afforded the title compound as a light yellow solid (7.6mg, 40%). LC-MS A: t_R = 0.87 min; $[M+H]^+$ = 510.97.

Example 1055: 7-Fluoro-1-(2-{6-[5-(3-fluoro-oxetan-3-yl)-thiophen-2-yl]-pyrimidin-4-yl}amino)-ethyl)-4-methoxy-1H-indole-2-carbonitrile

[0736] Diethylaminosulfur trifluoride (0.01 mL, 0.0734 mmol) is added at -78 °C to a stirred suspension of 7-fluoro-1-(2-{6-[5-(3-hydroxy-oxetan-3-yl)-thiophen-2-yl]-pyrimidin-4-yl}amino)-ethyl)-4-methoxy-1H-indole-2-carbonitrile (6 mg, 0.0129 mmol) in DCM (0.2mL). The RM is stirred at -78 °C for 50min, then allowed to warm to RT and quenched with MeOH. The RM is concentrated, and the residue is purified by FC (Hept->Hept/EtOAc 6:4) to yield the title compound as a white powder (5.5 mg, 91%). LC-MS A: t_R = 0.82 min; $[M+H]^+$ = 468.04.

a) 7-Fluoro-1-(2-{6-[5-(3-hydroxy-oxetan-3-yl)-thiophen-2-yl]-pyrimidin-4-yl}amino)-ethyl)-4-methoxy-1H-indole-2-carbonitrile

[0737] Following the general procedure A, using 1-(2-((6-chloropyrimidin-4-yl)amino)ethyl)-7-fluoro-4-methoxy-1H-indole-2-carbonitrile (A.1.68.) and 3-(5-(4,4,5,5-tetramethyl-1,3,2-dioxaborolan-2-yl)thiophen-2-yl)oxetan-3-ol (A.2.135.), the title compound as a orange solid. LC-MS A: t_R = 0.90 min; $[M+H]^+$ = 469.09.

Example 1056: (4-{6-[2-(2-Cyano-7-fluoro-4-methoxy-indol-1-yl)-ethylamino]-pyrimidin-4-yl}-phenyl)-methyl-carbamic acid methyl ester

[0738] A mixture of methyl (4-(6-((tert-butoxycarbonyl)(2-(2-cyano-7-fluoro-4-methoxy-1H-indol-1-yl)ethyl)amino)pyrimidin-4-yl)phenyl)(methyl)carbamate (36 mg, 0.0807 mmol) in HCl 4N in dioxane (0.75 mL, 2.6 mmol) is stirred at RT for 50 h. The solvent is evaporated under reduced pressure. The residue is partitioned between DCM and sat. aq. NaHCO₃. The organic layer is separated and the aqueous layer is extracted with DCM. The combined organic layers are dried over MgSO₄ and concentrated under reduced pressure. The residue is purified by prep HPLC (basic conditions), affording the title compound as a white powder (17 mg, 45% yield). LC-MS A: t_R = 0.74 min; $[M+H]^+$ = 475.07.

a) Methyl (4-(6-((tert-butoxycarbonyl)(2-(2-cyano-7-fluoro-4-methoxy-1H-indol-1-yl)ethyl)amino)pyrimidin-4-yl)phenyl)(methyl)carbamate

[0739] Following the procedure described for A.1.68.1, using methyl (4-(6-chloropyrimidin-4-yl)phenyl)(methyl)carbamate and tert-butyl (2-(2-cyano-7-fluoro-4-methoxy-1H-indol-1-yl)ethyl)carbamate (A.1.68.2), the title compound is obtained as a light yellow solid. LC-MS A: t_R = 1.07 min; $[M+H]^+$ = 575.09.

b) Methyl (4-(6-chloropyrimidin-4-yl)phenyl)(methyl)carbamate

[0740] To a solution of 4-(6-chloropyrimidin-4-yl)-N-methylaniline (86.1 mg, 0.361 mmol) in DCM (3.1 mL) are added DIPEA (0.189 mL, 1.08 mmol) and methyl chloroformate (0.0338 mL, 0.433 mmol). The RM is stirred at RT for 45 min, then partitioned between water (5 ml) and DCM (5 ml). The organic layer is separated, dried over MgSO₄, filtered, and concentrated to dryness. The residue is purified by FC (Heptane-EtOAc 7:3) to obtain the title product as a white solid (100 mg, quant.). LC-MS A: t_R = 0.83 min; $[M+H]^+$ = 278.13.

c) 4-(6-Chloropyrimidin-4-yl)-N-methylaniline

[0741] Following the general procedure A, using 4,6-dichloropyrimidine and 4-(methylamino)phenylboronic acid pinacol ester, the title compound is obtained as a yellow solid. LC-MS A: t_R = 0.81 min; $[M+H]^+$ = 220.15.

Example 1057: 5-{6-[2-(3,7-Difluoro-4-methoxy-2-methyl-indol-1-yl)-ethylamino]-pyrimidin-4-yl}-3-ethoxy-thiophene-2-carboxylic acid

[0742] A mixture of 2-(3,7-difluoro-4-methoxy-2-methyl-1H-indol-1-yl)ethan-1-amine (48 mg, 0.169 mmol), 5-(6-chloropyrimidin-4-yl)-3-ethoxythiophene-2-carboxylic acid (Example 1052-d; 81 mg, 0.34 mmol) and TEA (0.117 mL, 0.843 mmol) in iPrOH (1.7 mL) is stirred at 90 °C for 2 days. The RM is concentrated and purified by prep-HPLC (basic conditions) to afford the title compound is obtained as a yellow solid (13.5 mg, . LC-MS A: t_R = 0.79 min; $[M+H]^+$ = 488.80.

a) 2-(3,7-Difluoro-4-methoxy-2-methyl-1H-indol-1-yl)ethan-1-amine

[0743] Following the procedure described for A.1.1.1, using 3,7-difluoro-4-methoxy-2-methyl-1H-indole, the title compound is obtained as an orange oil. LC-MS A: t_R = 0.58 min; $[M+MeCN]^+$ = 282.02.

b) 3,7-Difluoro-4-methoxy-2-methyl-1H-indole

[0744] To a solution of 3,7-difluoro-4-methoxy-2-methyl-1-(phenylsulfonyl)-1H-indole (112 mg, 0.332 mmol) in THF (3 mL) is added tetrabutylammonium fluoride (1N in THF, 0.5 mL, 0.498 mmol). The RM is refluxed for 6 h, then cooled to RT, diluted with EtOAc (10 mL), washed with saturated aqueous $NaHCO_3$ (10 mL) and brine, dried over $MgSO_4$, filtered and concentrated to dryness. The crude is purified by FC (EtOAc-Hept 0:1 to 1:9) to afford the title compound as a brown oil (49 mg, 75%). LC-MS A: t_R = 0.82 min; no ionization.

c) 3,7-Difluoro-4-methoxy-2-methyl-1-(phenylsulfonyl)-1H-indole

[0745] Following the procedure described for A. 1.66.3, using 3,7-difluoro-4-methoxy-1-(phenylsulfonyl)-1H-indole, the title compound is obtained as a brown solid. LC-MS A: t_R = 0.96 min; $[M+H]^+$ = 337.90.

d) 3,7-Difluoro-4-methoxy-1-(phenylsulfonyl)-1H-indole

[0746] To an ice-chilled solution of 7-fluoro-4-methoxyindoline-2,3-dione (Example 776-f; 476 mg, 2.19 mmol) in THF (20 mL) is added dropwise borane THF complex (solution 1N in THF, 8 mL, 8.11 mmol). The RM is stirred at 0 °C for 1 h and then at RT overnight. HCl 1N is added dropwise until pH 2. The RM is then neutralized with NaOH 2N. EtOAc is added and the two layers are decanted. The aqueous layer is extracted once more with EtOAc. The combined organic layers are washed twice with water, dried over $MgSO_4$, filtered and concentrated under reduced pressure. The crude mixture is purified by FC (EtOAc-Hept 0:1 to 1:4) to afford the title compound as a green oil (342 mg, 85%). LC-MS A: t_R = 0.78 min; no ionization.

Example 1058: 5-{6-[2-(3,7-Difluoro-4-methoxy-2-methyl-indol-1-yl)-ethylamino]-pyrimidin-4-yl}-3-trifluoromethyl-thiophene-2-carboxylic acid

[0747] Following the procedure described for Example 1057, using 5-(6-chloropyrimidin-4-yl)-3-(trifluoromethyl)thiophene-2-carboxylic acid, the title compound is obtained as a light orange solid. LC-MS A: t_R = 0.89 min; $[M+H]^+$ = 512.90.

a) 5-(6-Chloropyrimidin-4-yl)-3-(trifluoromethyl)thiophene-2-carboxylic acid

[0748] Following the general procedure A, using 4,6-dichloropyrimidine and 5-(4,4,5,5-Tetramethyl-1,3,2-dioxaborolan-2-yl)-3-(trifluoromethyl)thiophene-2-carboxylic acid (A.2.68.), the title compound is obtained as a beige solid. LC-MS A: t_R = 0.83 min; $[M+MeCN]^+$ = 349.91.

Example 1059: 5-{6-[2-(2-Cyano-3,7-difluoro-4-methoxy-indol-1-yl)-ethylamino]-pyrimidin-4-yl}-3-trifluoromethyl-thiophene-2-carboxylic acid

[0749] Following the procedure described for Example 1056, using 5-(6-((tert-butoxycarbonyl)(2-(2-cyano-3,7-difluoro-4-methoxy-1H-indol-1-yl)ethyl)amino)pyrimidin-4-yl)-3-(trifluoromethyl)thiophene-2-carboxylic acid, the title compound is obtained as an off-white solid. LC-MS A: t_R = 0.90 min; $[M+H]^+$ = 523.93.

a) 5-(6-((Tert-butoxycarbonyl)(2-(2-cyano-3,7-difluoro-4-methoxy-1H-indol-1-yl)ethyl)amino)pyrimidin-4-yl)-3-(trifluoromethyl)thiophene-2-carboxylic acid

[0750] Following the procedure described for Example 1056 a), using 5-(6-chloropyrimidin-4-yl)-3-(trifluoromethyl)thiophene-2-carboxylic acid (Example 1058 a) and tert-butyl (2-(2-cyano-3,7-difluoro-4-methoxy-1H-indol-1-yl)ethyl)carbamate, the title compound is obtained as a light yellow solid. LC-MS A: t_R = 1.06 min; $[M+H]^+$ = 623.97.

b) Tert-butyl (2-(2-cyano-3,7-difluoro-4-methoxy-1H-indol-1-yl)ethyl)carbamate

[0751] Following the procedure described for A.1.64.2, using 3,7-difluoro-4-methoxy-1H-indole-2-carbonitrile, the title compound is obtained as a beige solid. LC-MS A: t_R = 0.93 min; $[M+H]^+$ = 352.09.

c) 3,7-Difluoro-4-methoxy-1H-indole-2-carbonitrile

[0752] Following the procedure described for Example 1057 b), using 3,7-difluoro-4-methoxy-1-(phenylsulfonyl)-1H-indole-2-carbonitrile, the title compound is obtained as a white solid. LC-MS A: t_R = 0.83 min; no ionization.

d) 3,7-Difluoro-4-methoxy-1-(phenylsulfonyl)-1H-indole-2-carbonitrile

[0753] Following the procedure described for A.1.64.3, using 3,7-difluoro-4-methoxy-1-(phenylsulfonyl)-1H-indole-2-carboxamide, the title compound is obtained as a yellow solid. LC-MS A: t_R = 0.95 min; no ionization.

e) 3,7-Difluoro-4-methoxy-1-(phenylsulfonyl)-1H-indole-2-carboxamide

[0754] Following the procedure described for A.1.64.4, using 3,7-difluoro-4-methoxy-1-(phenylsulfonyl)-1H-indole-2-carboxylic acid, the title compound is obtained as a light pink solid. LC-MS A: t_R = 0.80 min; [M+H]⁺ = 367.02.

f) 3,7-Difluoro-4-methoxy-1-(phenylsulfonyl)-1H-indole-2-carboxylic acid

[0755] n-Butyllithium (1.6 M in hexanes, 3.06 mL, 4.89 mmol) is added dropwise to a -78°C solution of 3,7-difluoro-4-methoxy-1-(phenylsulfonyl)-1H-indole (Example 1057 d), 1357 mg, 4.07 mmol) in THF (39 mL) and the RM is stirred at this temperature for 30 min. Then an excess of dry CO₂ gas is added. Bubbling is continued for 25 min at -78 °C. Then the cooling bath is removed and the mixture is slowly warmed to rt over 30min. The mixture is concentrated to dryness. The white solid obtained is dissolved in water (75 mL) and the aqueous solution washed with EtOAc (75 mL). The aqueous layer is acidified (to pH = 1) with 2N HCl. It is then extracted twice with EtOAc (2 x 30 mL). The combined last organic layers are dried over MgSO₄, filtered and concentrated to dryness to obtain the title compound as a light green solid (1.5 g, quant.) LC-MS A: t_R = 0.84 min; [M+H]⁺ = 368.01.

Example 1060: [2-(7-Fluoro-4-methoxy-2-methyl-indol-1-yl)-ethyl]-{6-[5-(2H-tetrazol-5-yl)-4-trifluoromethyl-thiophen-2-yl]-pyrimidin-4-yl}-amine

[0756] Following the procedure described for Example 1051-b, using 5-(6-((2-(7-fluoro-4-methoxy-2-methyl-1H-indol-1-yl)ethyl)amino)pyrimidin-4-yl)-3-(trifluoromethyl)thiophene-2-carbonitrile, the title compound is obtained as a light brown solid. LC-MS A: t_R = 0.86 min; [M+H]⁺ = 519.04.

a) 5-(6-((2-(7-Fluoro-4-methoxy-2-methyl-1H-indol-1-yl)ethyl)amino)pyrimidin-4-yl)-3-(trifluoromethyl)thiophene-2-carbonitrile

[0757] A mixture of 5-(6-chloropyrimidin-4-yl)-3-(trifluoromethyl)thiophene-2-carbonitrile (205 mg, 0.708 mmol), 2-(7-fluoro-4-methoxy-2-methyl-1H-indol-1-yl)ethan-1-amine (A.1.25.1., 157 mg, 0.708 mmol) and TEA (0.296 mL, 2.12 mmol, 3 eq) in iPrOH (2.4 mL) is stirred at 90 °C overnight. It is then diluted with EtOAc, washed twice with HCl 1M (pH 1) and once with brine. The organic layer is dried over MgSO₄, filtered and concentrated. The residue is triturated in MeOH+Et₂O to afford the desired product as a yellow solid (201 mg, 60%). LC-MS A: t_R = 1.01 min; [M+H]⁺ = 476.01.

b) 5-(6-Chloropyrimidin-4-yl)-3-(trifluoromethyl)thiophene-2-carbonitrile

[0758] Following the procedure described for A. 1.64.3., using 5-(6-chloropyrimidin-4-yl)-3-(trifluoromethyl)thiophene-2-carboxamide, the title compound is obtained as a white solid. LC-MS A: t_R = 0.94 min; no ionization.

c) 5-(6-Chloropyrimidin-4-yl)-3-(trifluoromethyl)thiophene-2-carboxamide

[0759] Following the procedure described for A. 1.64.4., using 5-(6-chloropyrimidin-4-yl)-3-(trifluoromethyl)thiophene-2-carboxylic acid (Example 1058-a), the title compound is obtained as a white solid. LC-MS A: t_R = 0.75 min; [M+H]⁺ = 307.97.

Example 1061: 5-{6-[2-(7-Fluoro-4-methoxy-2-methyl-indol-1-yl)-ethylamino]-pyrimidin-4-yl}-N-hydroxy-3-trifluoromethyl-thiophene-2-carboxamidine

[0760] Following the procedure described for Example 1052, using 5-(6-((2-(7-fluoro-4-methoxy-2-methyl-1H-indol-1-yl)ethyl)amino)pyrimidin-4-yl)-3-(trifluoromethyl)thiophene-2-carbonitrile (Example 1060-a), the title compound is ob-

tained as a white solid. LC-MS A: t_R = 0.81 min; $[M+H]^+$ = 509.03.

Example 1062: 3-(5-{6-[2-(7-Fluoro-4-methoxy-2-methyl-indol-1-yl)-ethylamino]-pyrimidin-4-yl}-3-trifluoromethyl-thiophen-2-yl)-[1,2,4]oxadiazol-5(4H)-one

[0761] Following the procedure described for Example 1054, using 5-(6-((2-(7-fluoro-4-methoxy-2-methyl-1H-indol-1-yl)ethyl)amino)pyrimidin-4-yl)-3-(trifluoromethyl)thiophene-2-carbonitrile (Example 1060-a), the title compound is obtained as a light yellow solid. LC-MS A: t_R = 0.91 min; $[M+H]^+$ = 535.07.

Example 1063: 4-{6-[2-(2-Cyano-7-fluoro-4-methoxy-indol-1-yl)-ethylamino]-pyrimidin-4-yl}-2-ethoxy-N-hydroxy-benzamide

[0762] Following the procedure described for Example 1023, using 4-(6-((2-(2-cyano-7-fluoro-4-methoxy-1H-indol-1-yl)ethyl)amino)pyrimidin-4-yl)-2-ethoxybenzoic acid (Example 807), the title compound is obtained as a white solid. LC-MS A: t_R = 0.74 min; $[M+H]^+$ = 491.18.

Example 1064: 1-{2-[6-(1,4-Dioxo-1,2,3,4-tetrahydro-phthalazin-6-yl)-pyrimidin-4-ylamino]-ethyl}-7-fluoro-4-methoxy-1H-indole-2-carbonitrile

[0763] 4-{6-[2-(2-Cyano-7-fluoro-4-methoxy-indol-1-yl)-ethylamino]-pyrimidin-4-yl}-phthalic acid 2-ethyl ester (Example 965, 51.3 mg, 0.105 mmol) is suspended in DMF (0.6 mL) and hydrazine monohydrate (0.00814 mL, 0.21 mmol) is added. The RM is stirred at 100 °C for 2 h, then diluted with 0.4 mL DMF and purified by prep.HPLC (basic conditions), to obtain the title compound as a yellow solid (29 mg, 59%). LC-MS A: t_R = 0.66 min; $[M+H]^+$ = 472.06.

Example 1065: 5-(3-Ethoxy-5-{6-[2-(7-fluoro-4-methoxy-2-methyl-indol-1-yl)-ethylamino]-pyrimidin-4-yl}-thiophen-2-yl)-isoxazol-3-ol

[0764] p-Toluenesulfonic acid monohydrate (3.29 mg, 0.0188 mmol) is added at RT to a solution of 3-(3-ethoxy-5-(6-((2-(7-fluoro-4-methoxy-2-methyl-1H-indol-1-yl)ethyl)amino)pyrimidin-4-yl)thiophen-2-yl)-3-oxo-N-((tetrahydro-2H-pyran-2-yl)oxy)propanamide (11.5 mg, 0.0188 mmol) in MeOH (0.3 mL). The RM is stirred at RT overnight, and at 55 °C for 1 d. It is purified by prep.-HPLC (acidic conditions) to obtain the product as a beige solid (1.4 mg, 15%). LC-MS A: t_R = 0.79 min; $[M+H]^+$ = 509.92.

a) 3-(3-Ethoxy-5-(6-((2-(7-fluoro-4-methoxy-2-methyl-1H-indol-1-yl)ethyl)amino)pyrimidin-4-yl)thiophen-2-yl)-3-oxo-N-((tetrahydro-2H-pyran-2-yl)oxy)propanamide

[0765] To a solution of ethyl 3-(3-ethoxy-5-(6-((2-(7-fluoro-4-methoxy-2-methyl-1H-indol-1-yl)ethyl)amino)pyrimidin-4-yl)thiophen-2-yl)-3-oxopropanoate (100 mg, 0.185 mmol) in NMP (1.6 mL), O-(tetrahydro-2H-pyran-2-yl)hydroxylamine (45.1 mg, 0.37 mmol) and DMAP (22.6 mg, 0.185 mmol) are sequentially added at RT. The RM is then stirred at 85 °C in a sealed tube for 60h. Once at RT, the RM is partitioned between HCl 0.5M and EtOAc. The organic layer is washed with brine, dried over $MgSO_4$, filtered and concentrated. The residue is purified by FC (Hept to Hept/EtOAc 1:9) yielding the title compound as a light yellow solid (32 mg, 38%). LC-MS A: t_R = 0.84 min; $[M+H]^+$ = 612.15.

b) Ethyl 3-(3-ethoxy-5-(6-((2-(7-fluoro-4-methoxy-2-methyl-1H-indol-1-yl)ethyl)amino)pyrimidin-4-yl)thiophen-2-yl)-3-oxopropanoate

[0766] To a solution of 3-ethoxy-5-{6-[2-(7-fluoro-4-methoxy-2-methyl-indol-1-yl)-ethylamino]-pyrimidin-4-yl}-thiophene-2-carboxylic acid (Example 258, 100 mg, 0.213 mmol) in MeCN (2 mL) is added at RT CDI (35.5 mg, 0.213 mmol). The RM is stirred for 45 min. In parallel, a suspension of ethyl potassium malonate (76 mg, 0.446 mmol), magnesium chloride (50.6 mg, 0.531 mmol) and TEA (0.0949 mL, 0.68 mmol) in MeCN (1 mL) is stirred for 40 min at RT under N_2 . The imidazolidine suspension is then added to the malonate suspension, and the RM is stirred for 1h30min at 70 °C. It is then partitioned between EtOAc and 1 M HCl. The organic layer is washed with brine, dried over $MgSO_4$, filtered and evaporated to afford the title compound as an orange solid (103 mg, 90%). LC-MS A: t_R = 0.93 min; $[M+H]^+$ = 541.10.

Example 1066: 5-{6-[2-(7-Fluoro-4-methoxy-2-methyl-indol-1-yl)-ethylamino]-pyrimidin-4-yl}-3-pyridin-2-yl-thiophene-2-carboxylic acid

[0767] Tris(dibenzylideneacetone)dipalladium(0) (1.7 mg, 0.00185 mmol) and XPhos (3.64 mg, 0.00741 mmol) are suspended in THF (1 mL) under argon. The RM is stirred 10min at 65°C. At RT, methyl 3-chloro-5-(6-((2-(7-fluoro-4-methoxy-2-methyl-1H-indol-1-yl)ethyl)amino)pyrimidin-4-yl)thiophene-2-carboxylate (44 mg, 0.0926 mmol) is added and the RM is stirred 15min at 65°C then cooled to RT. 2-Pyridylzinc bromide (solution 0.5 M in THF, 0.278 mL, 0.139 mmol) is added dropwise and the RM is stirred 5h at 65°C. The RM is filtered through a glassmicrofiber filter, washed with THF. The filtrate is concentrated then dissolved in DMF and purified by prep HPLC (basic conditions), to afford the title compound as a white solid (3 mg, 6%). LC-MS A: t_R = 0.76 min; $[M+H]^+$ = 504.15.

a) Methyl 3-chloro-5-(6-((2-(7-fluoro-4-methoxy-2-methyl-1H-indol-1-yl)ethyl)amino)pyrimidin-4-yl)thiophene-2-carboxylate

[0768] A MW-vial is charged with 6-chloro-N-(2-(7-fluoro-4-methoxy-2-methyl-1H-indol-1-yl)ethyl)pyrimidin-4-amine (A.1.25., 100 mg, 0.299 mmol), 4-chloro-5-(methoxycarbonyl)thiophene-2-boronic acid (132 mg, 0.597 mmol), 2M Na₂CO₃ (0.45 mL, 0.896 mmol), and DME (2 mL). The RM is degassed with N₂. [1,1'-bis(diphenylphosphino)ferrocene]dichloropalladium(II) complex with CH₂Cl₂ (24.4 mg, 0.0299 mmol) is added, the vial is capped, and heated at 70°C o/n. The RM is filtered through a Glass MicroFiber filter from Whatman, washing with EtOAc, then washed with sat. aq. NaHCO₃. The aq. layer is re-extracted 2X with EtOAc. The combined organics are dried (MgSO₄) and concentrated under reduced pressure. The residue is purified by FC (H:EE 100:0 to 50:50) yielding the title compound as a beige powder (30 mg, 30%). LC-MS A: t_R = 0.95 min; $[M+H]^+$ = 475.10.

Example 1067: [6-(4-Ethylamino-thiophen-2-yl)-pyrimidin-4-yl]-[2-(7-fluoro-4-methoxy-2-methyl-indol-1-yl)-ethyl]-amine

[0769] Following the general procedure B, using 6-chloro-N-(2-(7-fluoro-4-methoxy-2-methyl-1H-indol-1-yl)ethyl)pyrimidin-4-amine (A.1.25.) and methyl 3-(N-ethyl-2,2,2-trifluoroacetamido)-5-(4,4,5,5-tetramethyl-1,3,2-dioxaborolan-2-yl)thiophene-2-carboxylate (A.2.157.), the title compound is obtained after spontaneous decarboxylation. LC-MS A: t_R = 0.74 min; $[M+H]^+$ = 426.19.

[0770] Following the method described for Example 1067, compounds of Examples 1068 - 1070 listed in Table 15 below are prepared, using the appropriate alkylating agent.

Table 15: Examples 1068-1070

Ex.	Compound	t_R [min] (LC-MS)	MS Data m/z $[M+H]^+$
1068	[6-(4-Ethylamino-thiophen-2-yl)-pyrimidin-4-yl]-[2-(7-fluoro-2,4-dimethyl-indol-1-yl)-ethyl]-amine	0.74 (A)	410.12
1069	[6-(4-Ethylamino-thiophen-2-yl)-pyrimidin-4-yl]-[2-(6-fluoro-2,4-dimethyl-indol-1-yl)-ethyl]-amine	0.74 (A)	410.17
1070	[6-(4-Ethylamino-thiophen-2-yl)-pyrimidin-4-yl]-[2-(6-fluoro-4-methoxy-2-methyl-indol-1-yl)-ethyl]-amine	0.71 (A)	426.17

Example 1071: N-Ethyl-N-(5-{6-[2-(7-fluoro-4-methoxy-2-methyl-indol-1-yl)-ethylamino]-pyrimidin-4-yl}-thiophen-3-yl)-formamide

[0771] Following the general procedure B, using 6-chloro-N-(2-(7-fluoro-4-methoxy-2-methyl-1H-indol-1-yl)ethyl)pyrimidin-4-amine (A.1.25.) and methyl 3-(N-ethyl-2,2,2-trifluoroacetamido)-5-(4,4,5,5-tetramethyl-1,3,2-dioxaborolan-2-yl)thiophene-2-carboxylate (A.2.157.), upon purification via acidic (formic acid/water and MeCN) prep LCMS and subsequent drying under high vacuum at 50°C, spontaneous decarboxylation and formylation occurs to afford the title compound. LC-MS A: t_R = 0.77 min; $[M+H]^+$ = 454.14.

Example 1072: N-(3-Ethoxy-5-{6-[2-(7-fluoro-4-methoxy-2-methyl-indol-1-yl)-ethylamino]-pyrimidin-4-yl}-thiophen-2-yl)-formamide

[0772] A mixture of 6-(5-amino-4-ethoxythiophen-2-yl)-N-(2-(7-fluoro-4-methoxy-2-methyl-1H-indol-1-yl)ethyl)pyrimidin-4-amine (20 mg, 0.0453 mmol), ethyl formate (0.15 mL, 1.83 mmol) and TEA (0.0189 mL, 0.136 mmol) is stirred in a sealed tube at 85 °C overnight. It is then diluted with EtOAc and washed twice with brine. The organic layer is dried over MgSO₄, filtered and concentrated. The residue is purified by FC (Hept to Hept/EtOAc 3:7) to yield the title compound as a light orange solid (7.6 mg, 36%). LC-MS A: t_R = 0.74 min; [M+H]⁺ = 470.08.

a) 6-(5-Amino-4-ethoxythiophen-2-yl)-N-(2-(7-fluoro-4-methoxy-2-methyl-1H-indol-1-yl)ethyl)pyrimidin-4-amine

[0773] A solution of tert-butyl (3-ethoxy-5-(6-((2-(7-fluoro-4-methoxy-2-methyl-1H-indol-1-yl)ethyl)amino)pyrimidin-4-yl)thiophen-2-yl)carbamate (25 mg, 0.0462 mmol) in HCl 4M in dioxane (1 mL) is stirred at RT for 2h30min, then solvents are evaporated under reduced pressure. The residue is diluted with EtOAc and washed twice with sat. NaHCO₃ and once with brine. The organic layer is dried over MgSO₄, filtered and concentrated to afford the title compound as a yellow solid (20 mg, 94%). LC-MS A: t_R = 0.74 min; [M+H]⁺ = 442.15.

b) Tert-butyl (3-ethoxy-5-(6-((2-(7-fluoro-4-methoxy-2-methyl-1H-indol-1-yl)ethyl)amino)pyrimidin-4-yl)thiophen-2-yl)carbamate

[0774] 3-Ethoxy-5-(6-((2-(7-fluoro-4-methoxy-2-methyl-1H-indol-1-yl)ethyl)amino)pyrimidin-4-yl)thiophene-2-carboxylic acid (Example 258, 500 mg, 1.06 mmol) is suspended in tert-butanol (3.6 mL) and diphenyl phosphoryl azide (0.241 mL, 1.08 mmol) and TEA (0.15 mL, 1.07 mmol) are successively added under nitrogen at RT. The RM is stirred at 90°C overnight. Diphenyl phosphoryl azide (0.241 mL, 1.08 mmol) and TEA (0.15 mL, 1.07 mmol) are added and stirring is continued at 90 °C for 4h. It is then diluted with sat. aq. NaHCO₃ and extracted with EtOAc. The organic layer is washed twice with brine, dried over MgSO₄, filtered and concentrated. The residue is purified by FC (Hept to Hept/EtOAc 50:50) to afford the title compound as a yellow solid (325 mg, 25%). LC-MS A: t_R = 0.86 min; [M+H]⁺ = 542.16.

Example 1073: N-(3-Ethoxy-5-{6-[2-(7-fluoro-4-methoxy-2-methyl-indol-1-yl)-ethylamino]-pyrimidin-4-yl}-thiophen-2-yl)-propionamide

[0775] Following the procedure described for Example 1023, using 6-(5-amino-4-ethoxythiophen-2-yl)-N-(2-(7-fluoro-4-methoxy-2-methyl-1H-indol-1-yl)ethyl)pyrimidin-4-amine (Example 1072-a) and propionic acid, the title compound is obtained as a light yellow solid. LC-MS A: t_R = 0.77 min; [M+H]⁺ = 498.00.

Example 1074: N-(3-Ethoxy-5-{6-[2-(7-fluoro-4-methoxy-2-methyl-indol-1-yl)-ethylamino]-pyrimidin-4-yl}-thiophen-2-yl)-3-hydroxy-propionamide

[0776] Following the procedure described for Example 1023, using 6-(5-amino-4-ethoxythiophen-2-yl)-N-(2-(7-fluoro-4-methoxy-2-methyl-1H-indol-1-yl)ethyl)pyrimidin-4-amine (Example 1072-a) and 3-hydroxypropionic acid, the title compound is obtained as a brown solid. LC-MS A: t_R = 0.70 min; [M+H]⁺ = 513.84.

Example 1075: (3-Ethoxy-5-{6-[2-(7-fluoro-4-methoxy-2-methyl-indol-1-yl)-ethylamino]-pyrimidin-4-yl}thiophen-2-yl)-urea

[0777] Following the procedure described for Example 1072-b, using the ammonium salt of 3-ethoxy-5-(6-((2-(7-fluoro-4-methoxy-2-methyl-1H-indol-1-yl)ethyl)amino)pyrimidin-4-yl)thiophene-2-carboxylic acid, tert-butyl (3-ethoxy-5-(6-((2-(7-fluoro-4-methoxy-2-methyl-1H-indol-1-yl)ethyl)amino)pyrimidin-4-yl)thiophen-2-yl)carbamate (example 1072-b) is obtained, and then the title compound. LC-MS A: t_R = 0.70 min; [M+H]⁺ = 485.10.

Example 1076: 2-(6-((2-(2-Cyano-7-fluoro-4-methoxy-1H-indol-1-yl)ethyl)amino)pyrimidin-4-yl)-1H-indole-6-carboxylic acid

[0778] Following the general procedure B, using 1-(2-((6-chloropyrimidin-4-yl)amino)ethyl)-7-fluoro-4-methoxy-1H-indole-2-carbonitrile (A.1.68.) and 2-(tetramethyl-1,3,2-dioxaborolan-2-yl)-1H-indole-6-carboxylic acid, the title compound is obtained as a light yellow powder. LC-MS E: t_R = 0.64 min; [M+H]⁺ = 471.03.

II. Biological Assays

[0779] Compounds of the present invention may be further characterized with regard to their general pharmacokinetic and pharmacological properties using conventional assays well known in the art such as angiogenesis assays or tumor growth inhibition assays, or for example relating to their bioavailability in different species (such as rat or dog); or for their properties with regard to drug safety and/or toxicological properties using conventional assays well known in the art, for example relating to cytochrome P450 enzyme inhibition and time dependent inhibition, pregnane X receptor (PXR) activation, glutathione binding, or phototoxic behavior.

Tumor growth inhibition assay

EMT-6 mouse tumor model

[0780] The EMT-6 cell line is established from a transplantable murine mammary carcinoma that arose in a BALB/cCRGL mouse after implantation of a hyperplastic mammary alveolar nodule (Volence FJ, et al, J Surg Oncol. 1980, 13(1):39-44), obtained from ATCC (American Type culture collection, Manassas, Virginia, USA).

[0781] EMT-6 tumour cells are grown as monolayer at 37°C in a humidified atmosphere (5% CO₂, 95% air) in RPMI 1640 containing 2mM L glutamine supplemented with 10% fetal bovine serum. For experimental use, tumour cells are detached from the culture flask with trypsin. The cells are counted in a hemocytometer and their viability is assessed by trypan blue exclusion.

[0782] Tumours are induced in female BALB/c mice by either subcutaneous injection of 1x10⁶ EMT-6 cells in 200 µL of RPMI 1640 into the right flank or by injection of 2.5x10⁵ EMT-6 cells in 50 µL of RPMI1640 into the mammary fat pad tissue. For the latter injection, female BALB/c mice are anaesthetized with Isoflurane and a 5 mm incision is made in the skin over the lateral thorax to expose the mammary fat pad tissue. After tumor cell injection the thoracic surface is gently dabbed with a 95% ethanol-dampened cotton-swab to kill tumor cells that may leak from the injection site. The skin of mice is closed with 4-0 crinence sutures.

[0783] Animals are monitored daily for behavior and survival and twice weekly for body weight and tumor growth. Tumor size is measured with calipers and tumor volume is calculated according to the following formula: Tumor volume = (width² x length)/2.

[0784] When tumors reach between 60 and 100mm³ (depending on the experiment), treatment with EP2 and/or EP4 antagonists is started and compound is given daily for at least 3 weeks.

[0785] Tumor weight is measured at the end of the study.

Biological in vitro Assays

[0786] The antagonistic activities of the compounds of formula (I) on the EP2 and EP4 receptors are determined in accordance with the following experimental method.

[0787] The assay is using the PathHunter™ HEK 293 PTGER2 and PTGER4 b-arrestin cell lines from DiscoverX. The system is based on the Enzyme Fragment Complementation Technology. Two complementing fragments of the b-galactosidase enzyme are expressed within stably transfected cells. The larger portion of b-gal, termed EA for Enzyme Acceptor, is fused to the C-terminus of b-arrestin 2. The smaller fragment, termed ProLink™ tag, is fused to PTGER2 (EP2) or PTRGER4 (EP4) at the C-terminus. Upon activation, b-arrestin is recruited which forces the interaction of ProLink and EA, allowing complementation of the two fragments of b-gal and the formation of a functional enzyme which is capable of hydrolysing the substrate and generating a chemiluminescent signal.

hEP2 b-arrestin assay:

[0788] The HEK 293 PTGER2 b-arrestin cells (DiscoverX 93-021-4C1) are detached from culture dishes with a cell dissociation buffer (Invitrogen, 13151-014), and collected in growing medium (GM: DMEM + Glutamax-I (Invitrogen 32430) /10% FCS, 1 % Penicilin/streptomycin). 5000 cells per well of a 384 well plate (white with white bottom Greiner 781080) are seeded in 20ul per well of GM. Plate is incubated at 37°C, 5% CO₂ for 24 hours.

[0789] Stock solutions of test compounds are made at a concentration of 10 mM in DMSO, and serially diluted in DMSO to concentrations required for inhibition dose response curves (tested concentration range 10µM-2nM or 1µM-0.2nM). PGE2 (Cayman 14010, stock solution: 10mM in DMSO) is used as agonist at 5µM final concentration, corresponding to EC80.

[0790] Five microliters of diluted compounds are transferred into the assay plate. Plate is pre-incubated 15 minutes at 37°C. Then five microliters of PGE2 (final conc. 5µM) are transferred into the assay plate. Plate is incubated 120 minutes at 37°C.

[0791] PathHunter Glo Detection Kit components are thawed and mix according to manufacturer's instructions : 1 part Galacton Star Substrate with 5 parts Emerald IITM Solution, and 19 parts of PathHunter Cell Assay Buffer, respectively. Twelve μ l of reagent are transferred to the assay plate and incubate for 1 hour at room temperature in the dark. Luminescence counts are read on a BMG Fluostar Optima reader according to manufacturer's instructions. For each compound concentration calculate of the percentage of activity compared to DMSO control value as average \pm STDEV. (each concentration is measured in duplicate)

[0792] IC50 values and curves are generated with XLfit software (IDBS) using Dose-Response One Site model 203. When compounds were measured multiple times, mean values are given.

hEP4 b-arrestin assay:

[0793] The HEK 293 PTGER4 b-arrestin cells (DiscoverX 93-030-4C1) are detached from culture dishes with a cell dissociation buffer (Invitrogen, 13151-014), and collected in growing medium (GM: DMEM + Glutamax-I (Invitrogen 32430) /10% FCS, 1 % Penicilin/streptomycin). 5000 cells per well of a 384 well plate (white with white bottom Greiner 781080) are seeded in 20ul per well of GM. Plate is incubated at 37°C, 5% CO2 for 24 hours.

[0794] Stock solutions of test compounds are made at a concentration of 10 mM in DMSO, and serially diluted in DMSO to concentrations required for inhibition dose response curves (tested concentration range 10 μ M-2nM or 1 μ M-0.2nM). PGE2 (Cayman 14010, stock solution: 100uM in DMSO) is used as agonist at 20nM final concentration, corresponding to EC80.

[0795] Five microliters of diluted compounds are transferred into the assay plate. Plate is pre-incubated 15 minutes at 37°C. Then five microliters of PGE2 (final conc. 20nM) are transferred into the assay plate. Plate is incubated 120 minutes at 37°C.

[0796] PathHunter Glo Detection Kit components are thawed and mix according to manufacturer's instructions : 1 part Galacton Star Substrate with 5 parts Emerald IITM Solution, and 19 parts of PathHunter Cell Assay Buffer, respectively. Twelve μ l of reagent are transferred to the assay plate and incubate for 1 hour at room temperature in the dark. Luminescence counts are read on a BMG Fluostar Optima reader according to manufacturer's instructions. For each compound concentration calculate of the percentage of activity compared to DMSO control value as average \pm STDEV. (each concentration is measured in duplicate)

[0797] IC50 values and curves are generated with XLfit software (IDBS) using Dose-Response One Site model 203. When compounds were measured multiple times, mean values are given.

[0798] The antagonistic activities of the compounds of formula (I) on the EP2 and EP4 receptors are also determined in accordance with the following experimental method.

[0799] Human tumor cell lines expressing endogenously either EP4 or EP2 are used and cAMP accumulation in cells upon PGE₂ stimulation is monitored. SF295 glioblastoma cells express high endogenous EP2 and no EP4, whereas BT549 breast cancer cells, express high endogenous EP4 levels and very low EP2 levels.

[0800] As a detection method for cAMP the HTRF (homogeneous time resolved fluorescence) Cisbio kit (HTRF cAMP dynamic 2 kit 20'000 tests Cisbio Cat. #62AM4PEC) was used, which is based on a competitive immunoassay using a Cryptate-labeled anti-cAMP antibody and d2-labeled cAMP. Native cAMP produced by cells or unlabeled cAMP (for the standard curve) compete with exogenously added d2-labeled cAMP (acceptor) for binding to monoclonal anti-cAMP-Eu3+ Cryptate (donor). A FRET signal (Fluorescence Resonance Energy Transfer) is obtained only if the labeled anti-cAMP antibody binds the d2 labelled cAMP, thus the specific signal (i.e. energy transfer) is inversely proportional to the concentration of cAMP in the standard or sample.

hEP2 cAMP assay:

[0801] The SF295 cells (NCI/No. 0503170) are detached from culture dishes with a cell dissociation buffer (Invitrogen, 13151-014), and collected in growing medium (GM: RPMI1640 (Invitrogen 21875) /10% FCS, 1 % Penicilin/streptomycin). Cells are counted washed and resuspended in assay buffer (AB; HBSS, 20mM HEPES, 0.2% BSA; 2mM IBMX). 4'000 cells in 5 μ l of AB are seeded per well of a small volume 384 well plate (black with flat bottom, Greiner 784076).

[0802] Stock solutions of test compounds are made at a concentration of 10 mM in DMSO, and serially diluted in DMSO to concentrations required for inhibition dose response curves (tested concentration range 30 μ M - 0.4nM; 30 μ M - 0.015nM or 1 μ M - 0.01nM).

[0803] PGE₂ (Cayman 14010, stock solution: 75 μ M in DMSO) is used as agonist at 75nM final concentration, corresponding to EC80.

[0804] Two point five microliters of diluted compounds are transferred into the assay plate. Plate is pre-incubated 45 minutes at room temperature. Subsequently, 2.5 microliters of PGE₂ (final conc. 75nM) are transferred into the assay plate. Plate is incubated 30 minutes at room temperature. Five μ l of each donor (anti-cAMP cryptate) and acceptor (cAMP-d2) are added and the plate is incubated another hour at room temperature in the dark and then read using a

BMG LABTECH PHERAstar reader (Excitation : 337nm, Emission : 620 and 665nm).

[0805] The obtained Delta F (fluorescence) values (665nm/620nm) are converted into % cAMP values using the measurements of the cAMP calibrator provided in the kit. For each compound concentration the percentage of cAMP compared to DMSO control value as average \pm STDEV (each concentration is measured in duplicate) is calculated.

[0806] IC₅₀ values and curves are generated with XLfit software (IDBS) using Dose-Response One Site model 203. When compounds were measured multiple times, mean values are given.

hEP4 cAMP assay:

[0807] The BT549 cells (NCI/No. 0507282) are detached from culture dishes with a cell dissociation buffer (Invitrogen, 13151-014), and collected in growing medium (GM: RPMI1640 (Invitrogen 21875)/10% FCS, 1 % Penicilin/streptomycin). Cells are counted washed and resuspended in assay buffer (AB; HBSS, 20mM HEPES, 0.2% BSA; 2mM IBMX). 4'000 cells in 5 μ l of AB are seeded per well of a small volume 384 well plate (black with flat bottom, Greiner 784076).

[0808] Stock solutions of test compounds are made at a concentration of 10 mM in DMSO, and serially diluted in DMSO to concentrations required for inhibition dose response curves (tested concentration range 30 μ M - 0.4nM; 30 μ M - 0.015nM or 1 μ M - 0.01nM).

[0809] PGE₂ (Cayman 14010, stock solution: 6 μ M in DMSO) is used as agonist at 6nM final concentration, corresponding to EC80.

[0810] Two point five microliters of diluted compounds are transferred into the assay plate. Plate is pre-incubated 45 minutes at room temperature. Subsequently, 2.5 microliters of PGE₂ (final conc. 6nM) are transferred into the assay plate. Plate is incubated 30 minutes at room temperature. Five μ l of each donor (anti-cAMP cryptate) and acceptor (cAMP-d2) are added and the plate is incubated another hour at room temperature in the dark and then read using a BMG LABTECH PHERAstar reader (Excitation : 337nm, Emission : 620 and 665nm).

[0811] The obtained Delta F (fluorescence) values (665nm/620nm) are converted into % cAMP values using the measurements of the cAMP calibrator provided in the kit. For each compound concentration the percentage of cAMP compared to DMSO control value as average \pm STDEV (each concentration is measured in duplicate) is calculated.

[0812] IC₅₀ values and curves are generated with XLfit software (IDBS) using Dose-Response One Site model 203. When compounds were measured multiple times, mean values are given.

[0813] Antagonistic activities of exemplified compounds are displayed in *Table 16*:

Table 16:

Ex.	EP ₂ IC ₅₀ [nM]	EP ₄ IC ₅₀ [nM]	Ex.	EP ₂ IC ₅₀ [nM]	EP ₄ IC ₅₀ [nM]	Ex.	EP ₂ IC ₅₀ [nM]	EP ₄ IC ₅₀ [nM]	Ex.	EP ₂ IC ₅₀ [nM]	EP ₄ IC ₅₀ [nM]
1	50	616	271	5	153	541	19	25	811	3	20
2	267	251	272	8	716	542	44	522	812	2	976
3	100	769	273	1	67	543	990	250	813	2	3
4	22	412	274	1	43	544	47	178	814	7	2
5	5	629	275	1	25	545	29	119	815	8	7
6	3	911	276	65	885	546	16	57	816	24 (*)	15 (*)
7	98	556	277	17	416	547	63	232	817	4	5
8	9	333	278	9	999	548	6	61	818	2	1
9	6	108	279	22	313	549	131	865	819	7	2
10	69	691	280	16	652	550	33	573	820	6	2
11	20	124	281	27	435	551	5	339	821	4	2
12	11	144	282	11	294	552	26	118	822	6	5
13	14	428	283	17	132	553	102	192	823	5	5
14	4	82	284	34	824	554	56	65	824	8	7
15	62	542	285	47	691	555	23	28	825	14	8
16	9	202	286	31	268	556	54	418	826	13	8
17	12	174	287	183	963	557	5	78	827	16	7
18	27	123	288	19	714	558	16	111	828	10	11
19	17	99	289	53	299	559	4	247	829	15	12
20	94	328	290	28	102	560	7	107	830	3	12
21	42	287	291	41	104	561	102	374	831	19	17
22	78	369	292	52	397	562	359	547	832	5	25
23	3	143	293	19	113	563	111	601	833	62	27
24	94	895	294	8	10	564	75	317	834	15	28
25	27	616	295	12	950	565	77	434	835	19	31

(continued)

Ex.	EP ₂ IC ₅₀ [nM]	EP ₄ IC ₅₀ [nM]	Ex.	EP ₂ IC ₅₀ [nM]	EP ₄ IC ₅₀ [nM]	Ex.	EP ₂ IC ₅₀ [nM]	EP ₄ IC ₅₀ [nM]	Ex.	EP ₂ IC ₅₀ [nM]	EP ₄ IC ₅₀ [nM]
26	9	975	296	7	259	566	46	537	836	7	32
27	10	90	297	539	814	567	17	89	837	28	39
28	17	249	298	19	249	568	1	118	838	4	41
29	18	575	299	10	81	569	17	77	839	3	44
30	34	243	300	40	494	570	773	309	840	48	47
31	24	543	301	103	358	571	149	511	841	25	61
32	26	162	302	33	145	572	18	45	842	13	94
33	3	678	303	33	322	573	7	21	843	11	111
34	16	123	304	2	12	574	33	208	844	5	142
35	15	952	305	297	566	575	22	52	845	7	215
36	5	219	306	408	207	576	399	355	846	24	221
37	34	436	307	25	47	577	114	118	847	35	309
38	5	39	308	383	429	578	9	52	848	20	321
39	19	515	309	11	86	579	11	41	849	39	589
40	86	392	310	39	415	580	4	32	850	2	79
41	101	91	311	4	232	581	5	33	851	18	28
42	21	494	312	44	85	582	50	161	852	12	22
43	11	44	313	7	110	583	10	65	853	5	1
44	5	240	314	15	303	584	39	148	854	232	193
45	14	75	315	46	268	585	31	203	855	6	3
46	29	970	316	245	906	586	729	865	856	8	52
47	18	136	317	320	873	587	2	106	857	58	212
48	24	351	318	338	894	588	2	92	858	22	4
49	4	235	319	10	296	589	228	707	859	6	60
50	1	161	320	68	345	590	18	178	860	421	121

(continued)

Ex.	EP ₂ IC ₅₀ [nM]	EP ₄ IC ₅₀ [nM]	Ex.	EP ₂ IC ₅₀ [nM]	EP ₄ IC ₅₀ [nM]	Ex.	EP ₂ IC ₅₀ [nM]	EP ₄ IC ₅₀ [nM]	Ex.	EP ₂ IC ₅₀ [nM]	EP ₄ IC ₅₀ [nM]
51	3	143	321	72	439	591	33	294	861	5	2
52	221	583	322	55	295	592	13	39	862	90	194
53	98	350	323	18	708	593	157	435	863	5	3
54	125	305	324	4	23	594	190	42	864	3	5
55	63	570	325	159	968	595	10	73	865	7	5
56	151	698	326	18	224	596	10	222	866	8	5
57	16	113	327	482	629	597	175	719	867	8	6
58	22	477	328	62	570	598	2	336	868	1	7
59	213	485	329	27	653	599	13	196	869	2	8
60	85	290	330	102	667	600	14	319	870	8	12
61	98	518	331	98	829	601	12	122	871	2	16
62	11	32	332	5	588	602	163	805	872	12	18
63	26	227	333	15	483	603	41	15	873	77	18
64	47	231	334	28	603	604	16	325	874	4	19
65	41	697	335	56	468	605	48	829	875	4	26
66	21	189	336	46	199	606	8	186	876	4	32
67	10	59	337	89	308	607	25	111	877	5	34
68	24	388	338	858	357	608	24	126	878	1	22
69	29	94	339	5	989	609	10	42	879	4	36
70	33	145	340	5	645	610	22	139	880	2	42
71	86	758	341	42	396	611	4	56	881	5	41
72	45	28	342	5	621	612	8	79	882	11	55
73	214	970	343	15	728	613	4	221	883	7	63
74	45	916	344	34	319	614	12	193	884	10	84
75	7	95	345	89	164	615	2	39	885	40	89

(continued)

Ex.	EP ₂ IC ₅₀ [nM]	EP ₄ IC ₅₀ [nM]	Ex.	EP ₂ IC ₅₀ [nM]	EP ₄ IC ₅₀ [nM]	Ex.	EP ₂ IC ₅₀ [nM]	EP ₄ IC ₅₀ [nM]	Ex.	EP ₂ IC ₅₀ [nM]	EP ₄ IC ₅₀ [nM]
76	21	651	346	56	50	616	5	85	886	42	125
77	8	89	347	11	239	617	60	952	887	89	177
78	20	557	348	5	76	618	24	395	888	41	472
79	11	197	349	26	301	619	9	249	889	1	35
80	238	713	350	6	993	620	6	561	890	2	23
81	44	86	351	52	688	621	34	57	891	6	3
82	193	968	352	49	481	622	732	303	892	1	24
83	48	158	353	13	213	623	45	130	893	42	118
84	89	310	354	32	772	624	48	501	894	23	10
85	74	392	355	48	134	625	16	70	895	20	66
86	12	873	356	15	165	626	51	356	896	2	34
87	121	885	357	54	272	627	48	197	897	380	453
88	54	185	358	369	731	628	89	254	898	41	123
89	115	132	359	34	500	629	26	98	899	5	16
90	7	461	360	75	372	630	6	142	900	26	22
91	32	144	361	67	678	631	14	320	901	7	76
92	48	358	362	3	281	632	4	112	902	3	8
93	183	475	363	1	474	633	60	750	903	4	69
94	30	299	364	84	543	634	27	196	904	1	49
95	59	167	365	25	409	635	50	186	905	22	5
96	17	572	366	22	262	636	68	255	906	30	3
97	177	527	367	14	961	637	25	54	907	24	12
98	7	230	368	63	360	638	61	33	908	17	33
99	113	123	369	87	238	639	23	37	909	3	14
100	11	202	370	35	992	640	483	430	910	23	10

(continued)

Ex.	EP ₂ IC ₅₀ [nM]	EP ₄ IC ₅₀ [nM]	Ex.	EP ₂ IC ₅₀ [nM]	EP ₄ IC ₅₀ [nM]	Ex.	EP ₂ IC ₅₀ [nM]	EP ₄ IC ₅₀ [nM]	Ex.	EP ₂ IC ₅₀ [nM]	EP ₄ IC ₅₀ [nM]
101	37	548	371	70	875	641	114	153	911	7	27
102	142	597	372	260	381	642	11	22	912	4	29
103	13	58	373	79	183	643	294	706	913	13	5
104	24	44	374	53	67	644	6	54	914	32	68
105	34	934	375	20	57	645	9	16	915	12	27
106	44	698	376	50	184	646	48	312	916	20	18
107	5	46	377	51	697	647	146	302	917	24	35
108	1	15	378	340	449	648	195	893	918	26	73
109	49	955	379	63	354	649	13	768	919	10	3
110	3	46	380	58	677	650	93	443	920	39	68
111	31	166	381	3	84	651	166	257	921	6	9
112	4	69	382	27	359	652	60	136	922	19	19
113	8	57	383	17	147	653	428	527	923	20	42
114	4	27	384	13	60	654	26	313	924	224	308
115	56	742	385	183	468	655	152	191	925	83	155
116	19	382	386	40	559	656	52	89	926	4	20
117	1	114	387	2	556	657	71	189	927	31	3
118	612	933	388	34	963	658	24	287	928	37	45
119	18	941	389	26	734	659	6	54	929	20	33
120	6	495	390	38	146	660	16	303	930	4	2
121	5	765	391	2	3	661	4	39	931	35 (*)	14 (*)
122	9	974	392	7	97	662	8	136	932	14	3
123	30	158	393	9	745	663	13	53	933	12	4
124	7	151	394	15	296	664	4	95	934	16	31
125	8	932	395	24	137	665	2	13	935	7	4

(continued)

Ex.	EP ₂ IC ₅₀ [nM]	EP ₄ IC ₅₀ [nM]	Ex.	EP ₂ IC ₅₀ [nM]	EP ₄ IC ₅₀ [nM]	Ex.	EP ₂ IC ₅₀ [nM]	EP ₄ IC ₅₀ [nM]	Ex.	EP ₂ IC ₅₀ [nM]	EP ₄ IC ₅₀ [nM]
126	128	928	396	1	65	666	7	40	936	18	8
127	4	192	397	1	20	667	2	17	937	21	13
128	16	417	398	3	178	668	8	22	938	38	29
129	48	622	399	17	483	669	2	644	939	15	17
130	4	78	400	6	418	670	8	406	940	10	3
131	23	402	401	19	182	671	2	136	941	11 (*)	29 (*)
132	43	277	402	10	159	672	1	3	942	3	6
133	29	990	403	20	128	673	2	3	943	4	2
134	1	174	404	96	448	674	2	6	944	16	7
135	96	288	405	18	356	675	4	7	945	9	2
136	5	48	406	47	266	676	3	9	946	54	10
137	2	897	407	15	636	677	2	12	947	30	16
138	7	567	408	4	3	678	33	40	948	50	45
139	28	939	409	345	146	679	20	95	949	7	14
140	11	476	410	51	390	680	56	113	950	18	42
141	20	992	411	20	443	681	14	247	951	15	27
142	16	588	412	36	79	682	12	251	952	5	21
143	5	658	413	29	55	683	6	162	953	5	21
144	3	658	414	35	199	684	36	471	954	15	41
145	8	302	415	53	153	685	6	109	955	13	19
146	8	334	416	14	99	686	239	842	956	21	37
147	16	109	417	28	396	687	91	778	957	56	54
148	7	943	418	74	691	688	80	680	958	13	18
149	10	605	419	90	403	689	211	558	959	3	137
150	54	458	420	95	93	690	5	35	960	9	4

(continued)

Ex.	EP ₂ IC ₅₀ [nM]	EP ₄ IC ₅₀ [nM]	Ex.	EP ₂ IC ₅₀ [nM]	EP ₄ IC ₅₀ [nM]	Ex.	EP ₂ IC ₅₀ [nM]	EP ₄ IC ₅₀ [nM]	Ex.	EP ₂ IC ₅₀ [nM]	EP ₄ IC ₅₀ [nM]
151	8	808	421	60	342	691	4	177	961	12	34
152	3	786	422	34	148	692	7	64	962	3	11
153	202	739	423	44	35	693	20	234	963	194	126
154	1	628	424	31	257	694	49	120	964	41	22
155	55	251	425	73	521	695	4	999	965	53	43
156	78	93	426	17	759	696	42	131	966	14	31
157	27	590	427	85	240	697	15	77	967	6	17
158	39	163	428	11	164	698	21	79	968	4	15
159	4	75	429	25	775	699	9	63	969	56	25
160	48	204	430	9	88	700	7	44	970	31	27
161	396	993	431	51	191	701	15	24	971	39	24
162	3	4	432	21	117	702	165	225	972	6	18
163	111	842	433	61	108	703	34	140	973	15	49
164	113	520	434	49	318	704	47	177	974	36	84
165	19	230	435	13	159	705	21	80	975	44	55
166	131	733	436	46	787	706	10	55	976	194	317
167	6	333	437	15	201	707	38	57	977	5	6
168	146	995	438	64	106	708	36	704	978	1	16
169	8	543	439	19	272	709	14	535	979	4	15
170	1	350	440	57	905	710	15	373	980	21	12
171	112	231	441	11	113	711	16	429	981	59	58
172	54	536	442	12	234	712	11	703	982	18	3
173	5	894	443	175	487	713	73	267	983	248	244
174	27	405	444	7	94	714	72	958	984	8	28
175	6	529	445	5	235	715	16	240	985	25	14

(continued)

Ex.	EP ₂ IC ₅₀ [nM]	EP ₄ IC ₅₀ [nM]	Ex.	EP ₂ IC ₅₀ [nM]	EP ₄ IC ₅₀ [nM]	Ex.	EP ₂ IC ₅₀ [nM]	EP ₄ IC ₅₀ [nM]	Ex.	EP ₂ IC ₅₀ [nM]	EP ₄ IC ₅₀ [nM]
176	36	71	446	16	8	716	12	510	986	9	66
177	19	167	447	28	27	717	242	527	987	44	67
178	18	168	448	46	508	718	45	593	988	51	197
179	20	880	449	4	242	719	223	389	989	67	62
180	3	16	450	9	117	720	10	150	990	3	19
181	173	864	451	2	240	721	18	60	991	142	540
182	56	141	452	34	468	722	32	80	992	27	35
183	49	637	453	31	904	723	37	287	993	80	344
184	15	170	454	14	445	724	57	206	994	7	6
185	30	302	455	74	154	725	6	58	995	13	52
186	7	124	456	233	944	726	41	388	996	39	99
187	20	198	457	888	480	727	34	238	997	58	143
188	17	43	458	25	74	728	36	109	998	48	686
189	19	106	459	62	739	729	45	783	999	30	23
190	53	193	460	4	146	730	30	489	1000	35	79
191	13	38	461	24	224	731	36	276	1001	6	7
192	23	287	462	61	842	732	41	341	1002	20	31
193	4	39	463	252	741	733	88	809	1003	55	131
194	10	172	464	15	459	734	95	465	1004	117	144
195	260	534	465	17	75	735	93	620	1005	18	55
196	12	224	466	33	229	736	39	399	1006	131	450
197	32	751	467	387	994	737	25	156	1007	24	67
198	96	299	468	59	264	738	63	177	1008	234	507
199	102	166	469	68	667	739	43	450	1009	20	11
200	37	111	470	63	735	740	183	655	1010	3	7

(continued)

Ex.	EP ₂ IC ₅₀ [nM]	EP ₄ IC ₅₀ [nM]	Ex.	EP ₂ IC ₅₀ [nM]	EP ₄ IC ₅₀ [nM]	Ex.	EP ₂ IC ₅₀ [nM]	EP ₄ IC ₅₀ [nM]	Ex.	EP ₂ IC ₅₀ [nM]	EP ₄ IC ₅₀ [nM]
201	232	389	471	2	29	741	37	505	1011	120	228
202	16	105	472	5	66	742	130	753	1012	5	37
203	14	324	473	538	646	743	10	315	1013	14	17
204	31	182	474	22	224	744	8	251	1014	7	351
205	44	334	475	54	259	745	25	840	1015	15	18
206	88	740	476	18	48	746	10	869	1016	5	5
207	19	645	477	122	574	747	3	318	1017	7	31
208	11	102	478	11	665	748	70	170	1018	94	69
209	3	123	479	127	233	749	81	425	1019	485	167
210	472	991	480	26	75	750	16	91	1020	2	29
211	2	394	481	61	112	751	8	105	1021	2	39
212	1	173	482	686	986	752	85	633	1022	4	18
213	3	204	483	4	98	753	101	548	1023	8	1
214	38	786	484	1	117	754	32	234	1024	14	2
215	139	972	485	3	245	755	41	452	1025	33	6
216	2	22	486	91	325	756	85	194	1026	21	1
217	25	381	487	49	76	757	44	345	1027	39	3
218	18	519	488	70	219	758	32	113	1028	9	2
219	41	454	489	25	103	759	55	760	1029	4	6
220	18	216	490	17	165	760	90	795	1030	15	3
221	9	902	491	765	707	761	40	161	1031	3	19
222	42	232	492	63	626	762	98	304	1032	10	14
223	8	702	493	21	119	763	25	139	1033	7	37
224	4	20	494	25	618	764	8	815	1034	5	17
225	25	124	495	21	350	765	13	403	1035	2	29

(continued)

Ex.	EP ₂ IC ₅₀ [nM]	EP ₄ IC ₅₀ [nM]	Ex.	EP ₂ IC ₅₀ [nM]	EP ₄ IC ₅₀ [nM]	Ex.	EP ₂ IC ₅₀ [nM]	EP ₄ IC ₅₀ [nM]	Ex.	EP ₂ IC ₅₀ [nM]	EP ₄ IC ₅₀ [nM]
226	18	263	496	8	99	766	57	80	1036	24	20
227	2	22	497	11	168	767	20	251	1037	60	100
228	4	35	498	20	609	768	35	928	1038	64	20
229	2	26	499	6	714	769	11	259	1039	104	224
230	5	13	500	17	816	770	16	374	1040	91	407
231	185	133	501	42	69	771	19	310	1041	26	246
232	21	732	502	149	114	772	15	317	1042	11	57
233	52	317	503	58	499	773	32	49	1043	5	1
234	3	249	504	103	535	774	4	637	1044	9	3
235	2	60	505	21	671	775	10	206	1045	16	4
236	9	413	506	12	113	776	6	44	1046	27	5
237	13	68	507	18	163	777	2	3	1047	5	3
238	5	40	508	37	583	778	15	175	1048	10	4
239	1	19	509	110	684	779	28	242	1049	21	10
240	2	10	510	20	216	780	6	826	1050	34	19
241	32	128	511	18	158	781	1	18	1051	2	4
242	111	216	512	21	253	782	39	91	1052	3	7
243	2	281	513	24	130	783	271	912	1053	10	100
244	2	86	514	5	56	784	63	512	1054	1	1
245	9	71	515	8	69	785	13	906	1055	249	60
246	2	507	516	324	451	786	16	319	1056	120	119
247	32	681	517	97	373	787	21	729	1057	6	9
248	1	64	518	11	40	788	49	925	1058	51	19
249	3	9	519	5	34	789	6	923	1059	54	3
250	3	103	520	82	482	790	42	101	1060	17	36

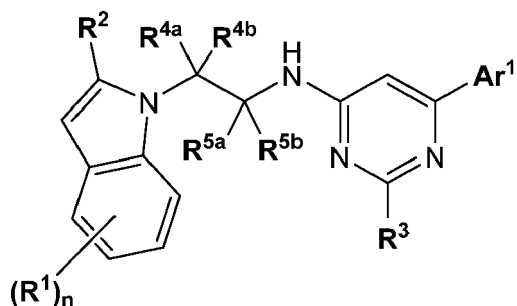
(continued)

Ex.	EP ₂ IC ₅₀ [nM]	EP ₄ IC ₅₀ [nM]	Ex.	EP ₂ IC ₅₀ [nM]	EP ₄ IC ₅₀ [nM]	Ex.	EP ₂ IC ₅₀ [nM]	EP ₄ IC ₅₀ [nM]	Ex.	EP ₂ IC ₅₀ [nM]	EP ₄ IC ₅₀ [nM]
251	6	37	521	17	64	791	325	639	1061	19	36
252	57	660	522	21	217	792	2	227	1062	33	13
253	9	978	523	35	141	793	3	18	1063	1	21
254	64	999	524	36	377	794	309	798	1064	25	151
255	12	896	525	38	14	795	85	306	1065	21	22
256	3	29	526	10	230	796	48	131	1066	3	48
257	2	6	527	8	134	797	33	64	1067	88	67
258	1	10	528	119	151	798	28	123	1068	10	15
259	37	127	529	19	110	799	21	59	1069	9	41
260	28	536	530	21	50	800	12	44	1070	10	18
261	12	71	531	25	628	801	20	139	1071	23	40
262	35	925	532	33	828	802	7	1	1072	3	17
263	90	587	533	3	88	803	10	4	1073	7	14
264	71	287	534	8	91	804	3	2	1074	9	34
265	33	491	535	68	136	805	4	5	1075	7	49
266	53	953	536	27	172	806	7	10	1076	6	39
267	26	317	537	22	81	807	32	55			
268	11	635	538	64	261	808	7	4			
269	61	117	539	160	948	809	3	6			
270	46	513	540	18	23	810	9	28			

(*): IC₅₀ values measured using the cAMP assay

Claims

1. A compound of formula (I)



Formula (I)

wherein

(R¹)_n represents one, two or three optional substituents on the indole ring, wherein said substituents are independently selected from (C₁₋₃)alkyl, (C₁₋₃)alkoxy, halogen, (C₁₋₃)fluoroalkyl, (C₁₋₃)fluoroalkoxy, or cyano; or two **R¹** together form a group -O-CH₂-O-, and the remaining **R¹**, if present, represents halogen;

R² represents (C₁₋₄)alkyl, halogen, or cyano;

R³ represents hydrogen, methyl or trifluoromethyl;

R^{4a} and **R^{4b}** independently represent hydrogen, methyl, or **R^{4a}** and **R^{4b}** together with the carbon atom to which they are attached represent a cycloprop-1,1-diyl group;

R^{5a} and **R^{5b}** independently represent hydrogen, methyl, or **R^{5a}** and **R^{5b}** together with the carbon atom to which they are attached represent a cycloprop-1,1-diyl group;

Ar¹ represents

• phenyl, or 5- or 6-membered heteroaryl; wherein said phenyl or 5- or 6-membered heteroaryl independently is mono-, di- or tri-substituted, wherein the substituents are independently selected from

- (C₁₋₆)alkyl;
- (C₁₋₄)alkoxy;
- (C₁₋₃)fluoroalkyl, wherein said (C₁₋₃)fluoroalkyl is optionally substituted with hydroxy;
- (C₁₋₃)fluoroalkoxy;
- halogen;
- cyano;
- (C₃₋₆)cycloalkyl, wherein said (C₃₋₆)cycloalkyl is unsubstituted or mono-substituted with amino;
- (C₄₋₆)cycloalkyl containing a ring oxygen atom, wherein said (C₄₋₆)cycloalkyl containing a ring oxygen atom is unsubstituted or mono-substituted with fluoro, hydroxy, or methoxy;
- (C₃₋₆)cycloalkyl-oxy;
- hydroxy;
- nitro;
- -B(OH)₂;
- 2,2,2-trifluoro-1,1 -dihydroxy-ethyl;
- -**X¹**-CO-**R^{O1}**, wherein

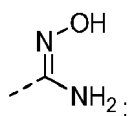
▪ **X¹** represents a direct bond, (C₁₋₃)alkylene, -O-(C₁₋₃)alkylene-*, -NH-(C₁₋₃)alkylene-*, -S-CH₂*, -CF₂-, -CH=CH-, -C≡C-, -NH-CO-*, -CO-, or (C₃₋₅)cycloalkylene; wherein the asterisks indicate the bond that is linked to the -CO-**R^{O1}** group; and

▪ **R^{O1}** represents

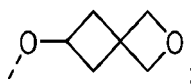
- -OH;
- -O-(C₁₋₄)alkyl;
- -NH-SO₂-**R^{S3}** wherein **R^{S3}** represents (C₁₋₄)alkyl, (C₃₋₆)cycloalkyl wherein the (C₃₋₆)cycloalkyl optionally contains a ring oxygen atom, (C₃₋₆)cycloalkyl-(C₁₋₃)alkylene wherein the (C₃₋₆)cycloalkyl optionally contains a ring oxygen atom, (C₁₋₃)fluoroalkyl, phenyl, or -NH₂;

- -O-phenyl;
- -O-CH₂-CO-**R^{O4}**, wherein **R^{O4}** represents hydroxy, or (C₁₋₄)alkoxy, or -N[(C₁₋₄)alkyl]₂;
- -O-CH₂-O-CO-**R^{O5}**, wherein **R^{O5}** represents (C₁₋₄)alkyl or (C₁₋₄)alkoxy;
- -O-CH₂-CH₂-N[(C₁₋₄)alkyl]₂; or
- (5-methyl-2-oxo-[1,3]dioxol-4-yl)-methoxy-;

- -CO-CH₂-CN;
- -CO-CH₂-OH;
- -CO-H;
-



•



- 2-hydroxy-3,4-dioxo-cyclobut-1-enyl;
- hydroxy-(C₁₋₄)alkyl;
- dihydroxy-(C₂₋₄)alkyl;
- hydroxy-(C₂₋₄)alkoxy;
- (C₁₋₄)alkoxy-(C₂₋₄)alkoxy;
- -(CH₂)_m-N**R^{N1}****R^{N2}**, wherein m represents the integer 0 or 1; and wherein

- **R^{N1}** and **R^{N2}** independently represent hydrogen, (C₁₋₄)alkyl, (C₁₋₄)alkoxy-(C₂₋₄)alkyl, (C₃₋₆)cycloalkyl, (C₂₋₃)fluoroalkyl, -or -SO₂-(C₁₋₄)alkyl;
- or **R^{N1}** independently represents hydrogen or (C₁₋₄)alkyl, and **R^{N2}** independently represents -CO-H, -CO-(C₁₋₃)alkyl, -CO-(C₁₋₃)alkylene-OH, or -CO-O-(C₁₋₃)alkyl;
- or **R^{N1}** and **R^{N2}** together with the nitrogen to which they are attached form a 4-, 5- or 6-membered saturated ring optionally containing one ring oxygen or ring sulfur atom, wherein said ring is unsubstituted, or mono-substituted with oxo on a ring carbon atom, or disubstituted with oxo on a ring sulfur atom;

- -CO-N**R^{N3}****R^{N4}** wherein **R^{N3}** and **R^{N4}** independently represent hydrogen, (C₁₋₄)alkyl, hydroxy-(C₂₋₄)alkyl, (C₁₋₃)alkoxy-(C₂₋₄)alkyl, dimethylamino-(C₂₋₄)alkyl, (C₁₋₄)alkoxy, hydroxy-(C₂₋₄)alkoxy, benzyloxy, or hydroxy;
- -NH-CO-N**R^{N5}****R^{N6}** wherein **R^{N5}** and **R^{N6}** independently represent hydrogen or (C₁₋₄)alkyl;
- -SO₂-**R^{S1}** wherein **R^{S1}** represents hydroxy, (C₁₋₄)alkyl, or -N**R^{N7}****R^{N8}** wherein **R^{N7}** and **R^{N8}** independently represent hydrogen or (C₁₋₃)alkyl;
- -S-**R^{S2}** wherein **R^{S2}** represents (C₁₋₄)alkyl, (C₃₋₆)cycloalkyl, or 2-fluoro-vinyl;
- 5-oxo-4,5-dihydro-[1,2,4]oxadiazol-3-yl, or 3-oxo-2,3-dihydro-[1,2,4]oxadiazol-5-yl;
- phenyl-oxy, wherein the phenyl is optionally mono-substituted with halogen;
- benzooxazol-2-yl; or
- -(CH₂)_p-**HET**, wherein p represents the integer 0 or 1; and wherein **HET** represents a 5- or 6-membered heteroaryl, wherein said 5- or 6-membered heteroaryl is unsubstituted, or mono- or di-substituted, wherein the substituents are independently selected from (C₁₋₄)alkyl, (C₁₋₄)alkoxy, -COOH, hydroxy, fluoro, 2-amino-2-oxo-ethyl, 2-carboxy-ethyl, (C₃₋₅)cycloalkyl, or -N**R^{N9}****R^{N10}** wherein **R^{N9}** and **R^{N10}** independently represent hydrogen or (C₁₋₃)alkyl;

- or **Ar¹** represents 8- to 10-membered bicyclic heteroaryl; wherein said 8- to 10-membered bicyclic heteroaryl independently is unsubstituted, mono-, di- or tri-substituted, wherein the substituents are independently selected from (C₁₋₄)alkyl; (C₁₋₄)alkoxy; (C₁₋₃)fluoroalkyl; (C₁₋₃)fluoroalkoxy; halogen; cyano; hydroxy, or -(C₀₋₃)alkylene-COOR^{O2} wherein **R^{O2}** represents hydrogen or (C₁₋₄)alkyl;
- or **Ar¹** represents 8- to 10-membered partially aromatic fused bicyclic heterocyclyl comprising one to four

heteroatoms independently selected from nitrogen, oxygen and sulfur; wherein said 8- to 10-membered heterocyclyl is linked to the rest of the molecule at the aromatic ring moiety; wherein said 8- to 10-membered heterocyclyl independently is unsubstituted, mono-, or di-substituted, wherein the substituents are independently selected from oxo, (C₁₋₆)alkyl, and -(C₀₋₃)alkylene-COOR⁰³ wherein R⁰³ represents hydrogen or (C₁₋₃)alkyl:

or a pharmaceutically acceptable salt thereof.

2. A compound according to claim 1; wherein R³ represents hydrogen; or a pharmaceutically acceptable salt thereof.

3. A compound according to claims 1 or 2; wherein

- R^{4a} and R^{4b} both represent hydrogen; and
- R^{5a} and R^{5b} both represent hydrogen;

or a pharmaceutically acceptable salt thereof.

4. A compound according to any one of claims 1 to 3; wherein Ar¹ represents

• phenyl, or 5- or 6-membered heteroaryl; wherein said phenyl or 5- or 6-membered heteroaryl independently is mono-, di- or tri-substituted; wherein one of said substituents is selected from

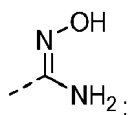
- (C₁₋₄)alkoxy;
- (C₁₋₃)fluoroalkyl, wherein said (C₁₋₃)fluoroalkyl is unsubstituted or mono-substituted with hydroxy;
- (C₃₋₆)cycloalkyl, wherein said (C₃₋₆)cycloalkyl is unsubstituted or mono-substituted with amino;
- (C₄₋₆)cycloalkyl containing a ring oxygen atom, wherein said (C₄₋₆)cycloalkyl containing a ring oxygen atom is unsubstituted or mono-substituted with fluoro, hydroxy, or methoxy;
- hydroxy;
- -B(OH)₂;
- 2,2,2-trifluoro-1,1-dihydroxy-ethyl;
- -X¹-CO-R⁰¹, wherein

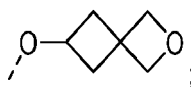
▪ X¹ represents a direct bond, (C₁₋₃)alkylene, -O-(C₁₋₃)alkylene-*, -NH-(C₁₋₃)alkylene-*, -S-CH₂-, -CF₂-, -CH=CH-, -C≡C-, -NH-CO-*, -CO-, or (C₃₋₅)cycloalkylene; wherein the asterisks indicate the bond that is linked to the -CO-R⁰¹ group; and

▪ R⁰¹ represents

- -OH;
- -O-(C₁₋₄)alkyl;
- -NH-SO₂-R^{S3} wherein R^{S3} represents (C₁₋₄)alkyl, (C₃₋₆)cycloalkyl wherein the (C₃₋₆)cycloalkyl optionally contains a ring oxygen atom, (C₃₋₆)cycloalkyl-(C₁₋₃)alkylene wherein the (C₃₋₆)cycloalkyl optionally contains a ring oxygen atom, (C₁₋₃)fluoroalkyl, phenyl, or -NH₂;
- -O-phenyl;
- -O-CH₂-CO-R⁰⁴, wherein R⁰⁴ represents hydroxy, or (C₁₋₄)alkoxy, or -N[(C₁₋₄)alkyl]₂;
- -O-CH₂-O-CO-R⁰⁵, wherein R⁰⁵ represents (C₁₋₄)alkyl or (C₁₋₄)alkoxy;
- -O-CH₂-CH₂-N[(C₁₋₄)alkyl]₂; or
- (5-methyl-2-oxo-[1,3]dioxol-4-yl)-methoxy-

- -CO-CH₂-CN;
- -CO-CH₂-OH;
- -CO-H;
-





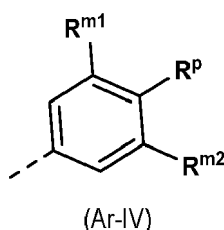
- 2-hydroxy-3,4-dioxo-cyclobut-1-enyl;
- hydroxy-(C₁₋₄)alkyl;
- dihydroxy-(C₂₋₄)alkyl;
- hydroxy-(C₂₋₄)alkoxy;
- (C₁₋₄)alkoxy-(C₂₋₄)alkoxy;
- -(CH₂)_m-NR^{N1}R^{N2}, wherein **m** represents the integer 0 or 1; and wherein
 - **R^{N1}** and **R^{N2}** independently represent hydrogen, (C₁₋₄)alkyl, (C₁₋₄)alkoxy-(C₂₋₄)alkyl, (C₃₋₆)cycloalkyl, (C₂₋₃)fluoroalkyl, -or -SO₂-(C₁₋₄)alkyl;
 - or **R^{N1}** independently represents hydrogen or (C₁₋₄)alkyl, and **R^{N2}** independently represents -CO-H, -CO-(C₁₋₃)alkyl, -CO-(C₁₋₃)alkylene-OH, or -CO-O-(C₁₋₃)alkyl;
 - or **R^{N1}** and **R^{N2}** together with the nitrogen to which they are attached form a 4-, 5- or 6-membered saturated ring optionally containing one ring oxygen or ring sulfur atom, wherein said ring is unsubstituted, or mono-substituted with oxo on a ring carbon atom, or disubstituted with oxo on a ring sulfur atom;
- -CO-NR^{N3}R^{N4} wherein **R^{N3}** and **R^{N4}** independently represent hydrogen, (C₁₋₄)alkyl, hydroxy-(C₂₋₄)alkyl, (C₁₋₃)alkoxy-(C₂₋₄)alkyl, dimethylamino-(C₂₋₄)alkyl, (C₁₋₄)alkoxy, hydroxy-(C₂₋₄)alkoxy, benzyloxy, or hydroxy;
- -NH-CO-NR^{N5}R^{N6} wherein **R^{N5}** and **R^{N6}** independently represent hydrogen or (C₁₋₄)alkyl;
- -SO₂-R^{S1} wherein **R^{S1}** represents hydroxy, (C₁₋₄)alkyl, or -NR^{N7}R^{N8} wherein **R^{N7}** and **R^{N8}** independently represent hydrogen or (C₁₋₃)alkyl;
- 5-oxo-4,5-dihydro-[1,2,4]oxadiazol-3-yl or 3-oxo-2,3-dihydro-[1,2,4]oxadiazol-5-yl;
- benzooxazol-2-yl; or
- -(CH₂)_p-HET, wherein **p** represents the integer 0 or 1; and wherein **HET** represents a 5- or 6-membered heteroaryl, wherein said 5- or 6-membered heteroaryl is unsubstituted, or mono- or di-substituted, wherein the substituents are independently selected from (C₁₋₄)alkyl, (C₁₋₄)alkoxy, -COOH, hydroxy, fluoro, 2-amino-2-oxo-ethyl, 2-carboxy-ethyl, (C₃₋₅)cycloalkyl, or -NR^{N9}R^{N10} wherein **R^{N9}** and **R^{N10}** independently represent hydrogen or (C₁₋₃)alkyl;
- and the remaining one or two of said substituents, if present, is/are independently selected from
 - (C₁₋₆)alkyl;
 - (C₁₋₄)alkoxy;
 - (C₁₋₃)fluoroalkyl;
 - (C₁₋₃)fluoroalkoxy;
 - halogen;
 - (C₃₋₆)cycloalkyl;
 - (C₃₋₆)cycloalkyl-oxy;
 - hydroxy;
 - nitro;
- -(CH₂)_m-NR^{N1}R^{N2}, wherein **m** represents the integer 0 or 1; and wherein **R^{N1}** and **R^{N2}** independently represent hydrogen, (C₁₋₄)alkyl, (C₁₋₄)alkoxy-(C₂₋₄)alkyl, (C₃₋₆)cycloalkyl, (C₂₋₃)fluoroalkyl, -or -SO₂-(C₁₋₄)alkyl; or **R^{N1}** and **R^{N2}** together with the nitrogen to which they are attached form a 5- or 6-membered saturated ring optionally containing one ring oxygen or ring sulfur atom, wherein said ring is unsubstituted, or mono-substituted with oxo on a ring carbon atom, or disubstituted with oxo on a ring sulfur atom;
- -S-R^{S2} wherein **R^{S2}** represents (C₁₋₄)alkyl, (C₃₋₆)cycloalkyl, or 2-fluoro-vinyl; or
- phenyl-oxy, wherein the phenyl is optionally mono-substituted with halogen;
- or **Ar¹** represents 8- to 10-membered bicyclic heteroaryl; wherein said 8- to 10-membered bicyclic heteroaryl independently is unsubstituted, mono-, di- or tri-substituted, wherein the substituents are independently selected from (C₁₋₄)alkyl; (C₁₋₄)alkoxy; (C₁₋₃)fluoroalkyl; halogen; and -(C₀₋₃)alkylene-COOR^{O2} wherein **R^{O2}** represents hydrogen or (C₁₋₄)alkyl;
- or **Ar¹** represents 8- to 10-membered partially aromatic fused bicyclic heterocyclyl comprising one to four

heteroatoms independently selected from nitrogen, oxygen and sulfur; wherein said 8- to 10-membered heterocycl is linked to the rest of the molecule at the aromatic ring moiety; wherein said 8- to 10-membered heterocycl independently is unsubstituted, mono-, or di-substituted, wherein the substituents are independently selected from oxo, (C₁₋₆)alkyl, and -(C₀₋₃)alkylene-COOR⁰³ wherein R⁰³ represents hydrogen or (C₁₋₃)alkyl;

or a pharmaceutically acceptable salt thereof.

5. A compound according to any one of claims 1 to 3; wherein Ar¹ represents

• a phenyl group of the structure (Ar-IV):



wherein

• R^p represents;

➤ (C₄₋₆)cycloalkyl containing a ring oxygen atom, wherein said (C₄₋₆)cycloalkyl containing a ring oxygen atom is unsubstituted or mono-substituted with fluoro, hydroxy, or methoxy;

➤ hydroxy;

➤ -X¹-CO-R⁰¹, wherein

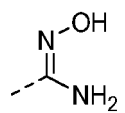
➤ X¹ represents a direct bond, (C₁₋₃)alkylene, -O-(C₁₋₃)alkylene-*, -NH-(C₁₋₃)alkylene-*, -S-CH₂-, -CF₂-, -CH=CH-, -C=C-, -NH-CO-*, -CO-, or (C₃₋₅)cycloalkylene; wherein the asterisks indicate the bond that is linked to the -CO-R⁰¹ group; and

➤ R⁰¹ represents

- -OH;
- -O-(C₁₋₄)alkyl;
- -NH-SO₂-R⁰³ wherein R⁰³ represents (C₁₋₄)alkyl, (C₃₋₆)cycloalkyl wherein the (C₃₋₆)cycloalkyl optionally contains a ring oxygen atom, (C₃₋₆)cycloalkyl-(C₁₋₃)alkylene wherein the (C₃₋₆)cycloalkyl optionally contains a ring oxygen atom, (C₁₋₃)fluoroalkyl, phenyl, or -NH₂;
- -O-CH₂-CO-R⁰⁴, wherein R⁰⁴ represents hydroxy, or (C₁₋₄)alkoxy, or -N[(C₁₋₄)alkyl]₂;
- -O-CH₂-O-CO-R⁰⁵, wherein R⁰⁵ represents (C₁₋₄)alkyl or (C₁₋₄)alkoxy;
- -O-CH₂-CH₂-N[(C₁₋₄)alkyl]₂; or
- (5-methyl-2-oxo-[1,3]dioxol-4-yl)-methoxy;

➤ -CO-H;

➤



➤ 2-hydroxy-3,4-dioxo-cyclobut-1-enyl;

➤ -NR^{N1}R^{N2}, wherein

▪ R^{N1} independently represents hydrogen or (C₁₋₄)alkyl, and R^{N2} independently represents -CO-H, -CO-(C₁₋₃)alkyl, or -CO-(C₁₋₃)alkylene-OH;

➤ -CO-NR^{N3}R^{N4} wherein R^{N3} and R^{N4} independently represent hydrogen, (C₁₋₄)alkyl, hydroxy-(C₂₋₄)alkyl, (C₁₋₃)alkoxy-(C₂₋₄)alkyl, or hydroxy;

➤ -NH-CO-NR^{N5}R^{N6} wherein R^{N5} and R^{N6} independently represent hydrogen or (C₁₋₄)alkyl;

➤ 5-oxo-4,5-dihydro-[1,2,4]oxadiazol-3-yl or 3-oxo-2,3-dihydro-[1,2,4]oxadiazol-5-yl;

➤ HET, wherein HET represents a 5- or 6-membered heteroaryl, wherein said 5- or 6-membered heteroaryl is unsubstituted, or mono- or di-substituted, wherein the substituents are independently selected from (C₁₋₄)alkyl, (C₁₋₄)alkoxy, -COOH, hydroxy, fluoro, 2-amino-2-oxo-ethyl, 2-carboxy-ethyl, (C₃₋₅)cycloalkyl, or -NR^{N9}R^{N10} wherein R^{N9} and R^{N10} independently represent hydrogen or (C₁₋₃)alkyl;

• R^{m1} represents

➤ (C₁₋₆)alkyl;

➤ (C₁₋₄)alkoxy;

➤ (C₁₋₃)fluoroalkyl;

➤ (C₁₋₃)fluoroalkoxy;

➤ halogen;

➤ (C₃₋₆)cycloalkyl;

➤ (C₃₋₆)cycloalkyl-oxy;

➤ -NR^{N1}R^{N2}, wherein R^{N1} and R^{N2} independently represent hydrogen, (C₁₋₄)alkyl, or (C₃₋₆)cycloalkyl;

or

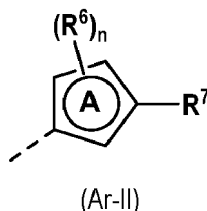
➤ -S-R^{S2} wherein R^{S2} represents (C₁₋₄)alkyl, (C₃₋₆)cycloalkyl, or 2-fluoro-vinyl; and

• R^{m2} represents hydrogen, fluoro, or chloro;

• or R^P represents hydrogen;

R^{m1} represents 1 H-pyrazol-1-yl; or -X¹-COOH, wherein X¹ represents a direct bond, (C₁₋₃)alkylene, or -O-(C₁₋₃)alkylene-*, wherein the asterisks indicate the bond that is linked to the -COOH group; and R^{m2} represents hydrogen, (C₁₋₄)alkoxy; or -S-(C₁₋₄)alkyl;

• or Ar¹ represents a 5-membered heteroaryl group of the structure (Ar-II):



wherein in (Ar-II) the ring A represents a thiophenyl or a thiazolyl ring; wherein

• R⁷ represents

➤ 3-hydroxy-oxetan-3-yl;

➤ hydroxy;

➤ 2,2,2-trifluoro-1,1-dihydroxy-ethyl;

➤ $-X^1-CO-R^{O1}$, wherein

➤ X^1 represents a direct bond, (C_{1-3}) alkylene, $-O-(C_{1-3})$ alkylene-*, $-NH-(C_{1-3})$ alkylene-*, $-S-CH_2$ -, $-CF_2$ -, $-CH=CH$ -, $-C\equiv C$ -, $-NH-CO$ -, $-CO$ -, or (C_{3-5}) cycloalkylene; wherein the asterisks indicate the bond that is linked to the $-CO-R^{O1}$ group; and

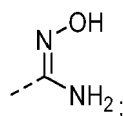
➤ R^{O1} represents

- $-OH$;
- $-O-(C_{1-4})$ alkyl;
- $-NH-SO_2-R^{S3}$ wherein R^{S3} represents (C_{1-4}) alkyl, (C_{3-6}) cycloalkyl wherein the (C_{3-6}) cycloalkyl optionally contains a ring oxygen atom, (C_{3-6}) cycloalkyl- (C_{1-3}) alkylene wherein the (C_{3-6}) cycloalkyl optionally contains a ring oxygen atom, (C_{1-3}) fluoroalkyl, phenyl, or $-NH_2$;
- $-O$ -phenyl;
- $-O-CH_2-CO-R^{O4}$, wherein R^{O4} represents hydroxy, or (C_{1-4}) alkoxy, or $-N[(C_{1-4})alkyl]_2$;
- $-O-CH_2-O-CO-R^{O5}$, wherein R^{O5} represents (C_{1-4}) alkyl or (C_{1-4}) alkoxy;
- $-O-CH_2-CH_2-N[(C_{1-4})alkyl]_2$; or
- (5-methyl-2-oxo-[1,3]dioxol-4-yl)-methoxy-

➤ $-CO-CH_2-OH$;

➤ $-CO-H$;

➤



➤ hydroxy- (C_{1-4}) alkyl;

➤ $-NR^{N1}R^{N2}$, wherein

- R^{N1} and R^{N2} independently represent hydrogen, (C_{1-4}) alkyl, or (C_{3-6}) cycloalkyl;
- or R^{N1} independently represents hydrogen or (C_{1-4}) alkyl, and R^{N2} independently represents $-CO-H$, $-CO-(C_{1-3})$ alkyl, or $-CO-(C_{1-3})$ alkylene- $-OH$;

➤ $-CO-NR^{N3}R^{N4}$ wherein R^{N3} and R^{N4} independently represent hydrogen, (C_{1-4}) alkyl, hydroxy- (C_{2-4}) alkyl, (C_{1-3}) alkoxy- (C_{2-4}) alkyl, dimethylamino- (C_{2-4}) alkyl, (C_{1-4}) alkoxy, hydroxy- (C_{2-4}) alkoxy, benzyloxy, or hydroxy;

➤ $-NH-CO-NR^{N5}R^{N6}$ wherein R^{N5} and R^{N6} independently represent hydrogen or (C_{1-4}) alkyl;

➤ 5-oxo-4,5-dihydro-[1,2,4]oxadiazol-3-yl or 3-oxo-2,3-dihydro-[1,2,4]oxadiazol-5-yl; or

➤ **HET**, wherein **HET** represents a 5- or 6-membered heteroaryl, wherein said 5- or 6-membered heteroaryl is unsubstituted, or mono- or di-substituted, wherein the substituents are independently selected from (C_{1-4}) alkyl, (C_{1-4}) alkoxy, $-COOH$, hydroxy, fluoro, 2-amino-2-oxo-ethyl, 2-carboxy-ethyl, (C_{3-5}) cycloalkyl, or $-NR^{N9}R^{N10}$ wherein R^{N9} and R^{N10} independently represent hydrogen or (C_{1-3}) alkyl;

• and $(R^6)_n$ represents one optional substituent independently selected from

➤ (C_{1-6}) alkyl:

- 25
30
35



35

40

- 40

45

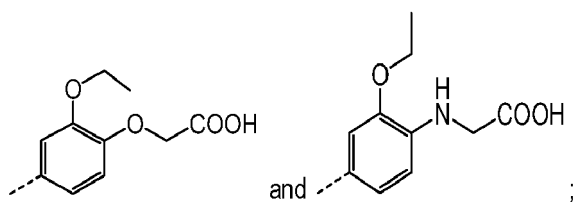


55

or
b)

5

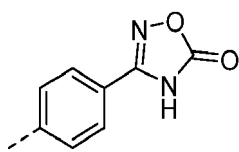
10



or
c)

15

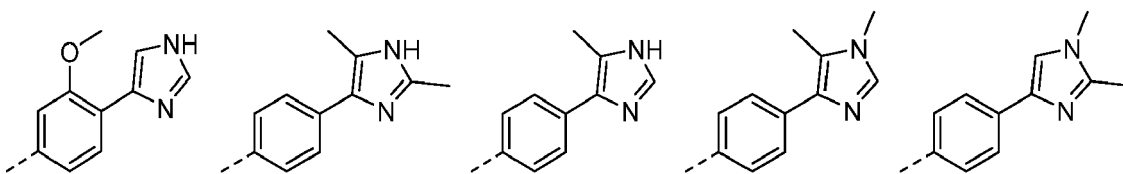
20



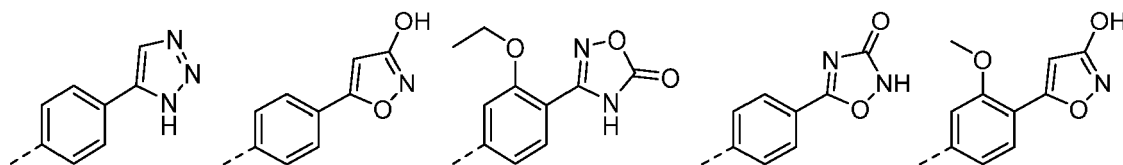
or
d)

25

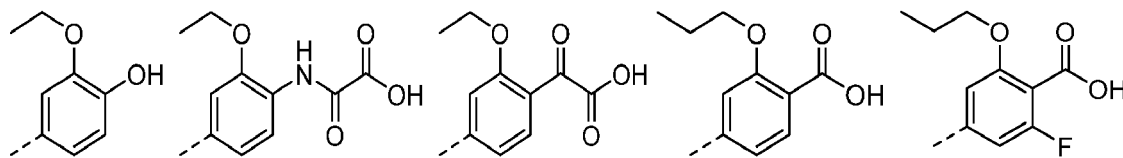
30



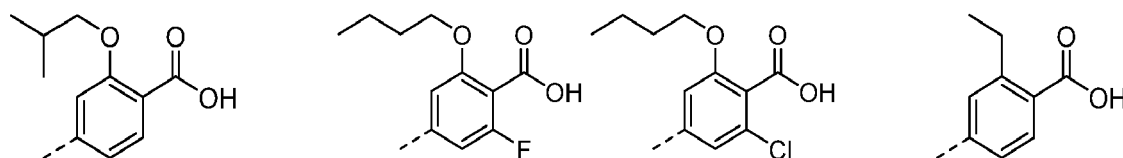
35



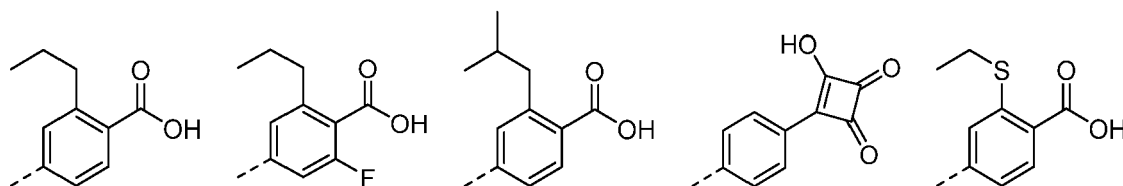
40



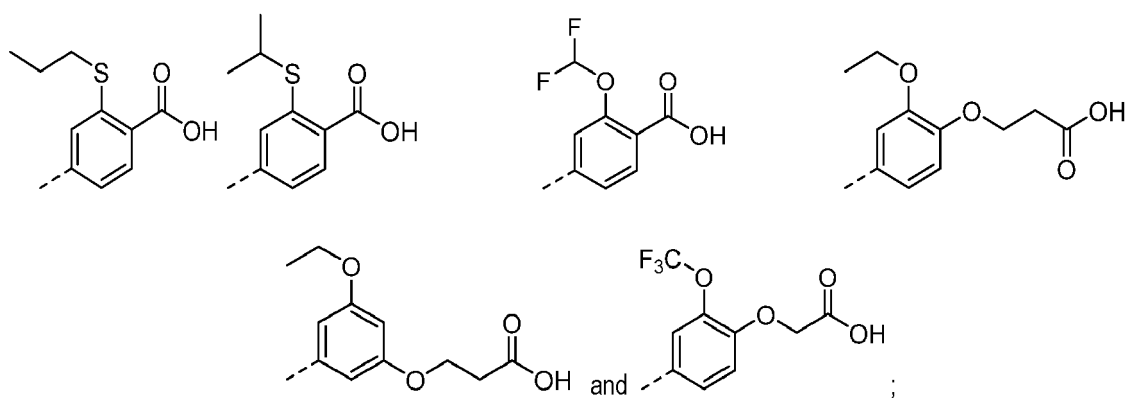
45



50

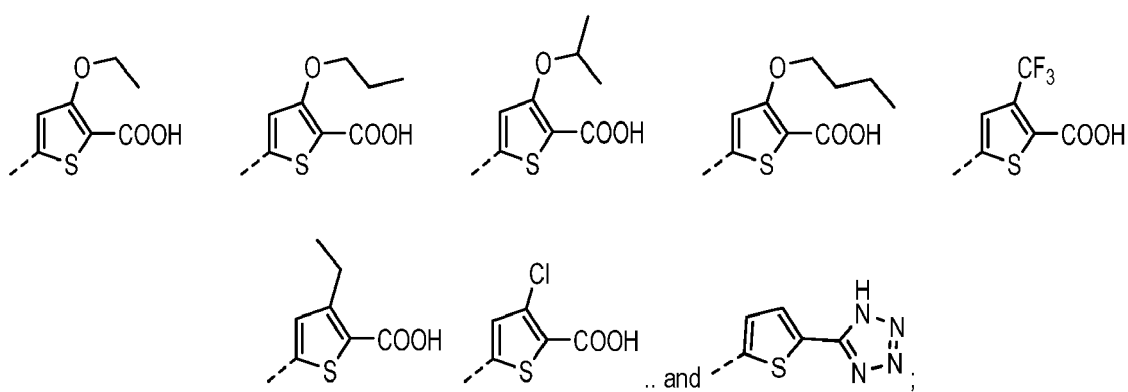


55

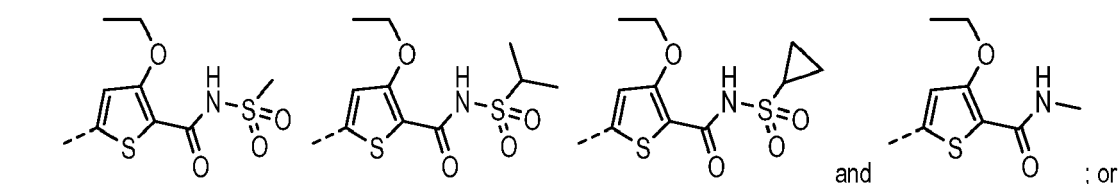


• or Ar¹ represents a thiophenyl group selected from:

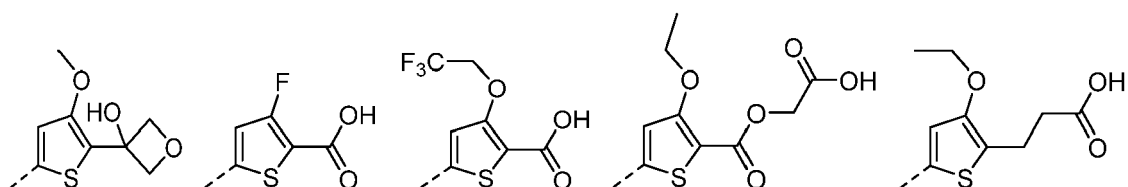
a)

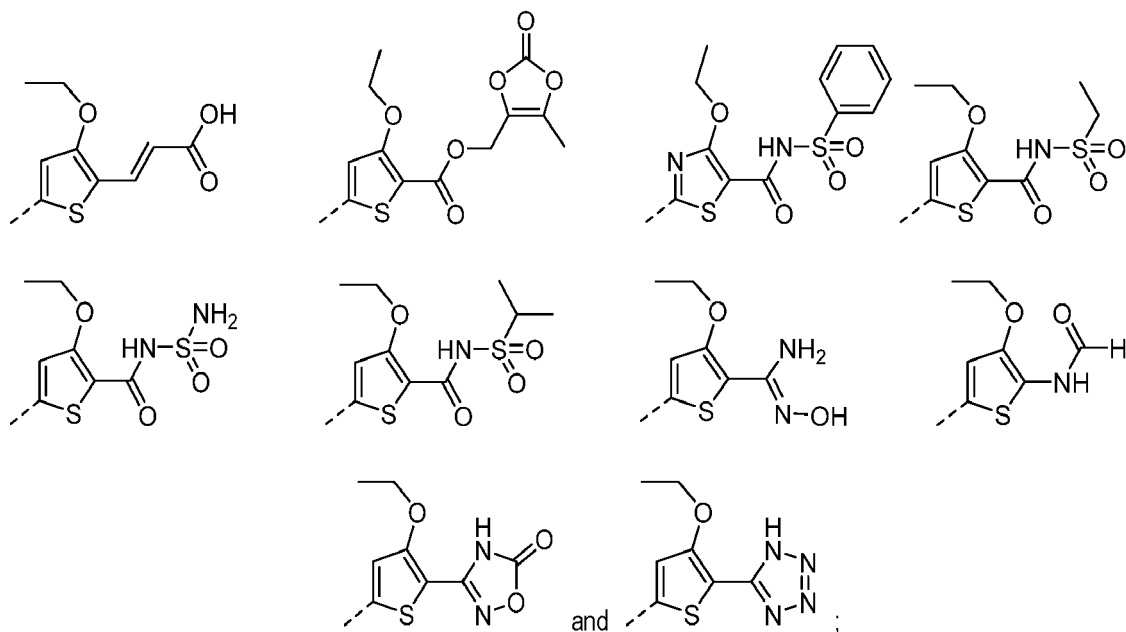


or
b)

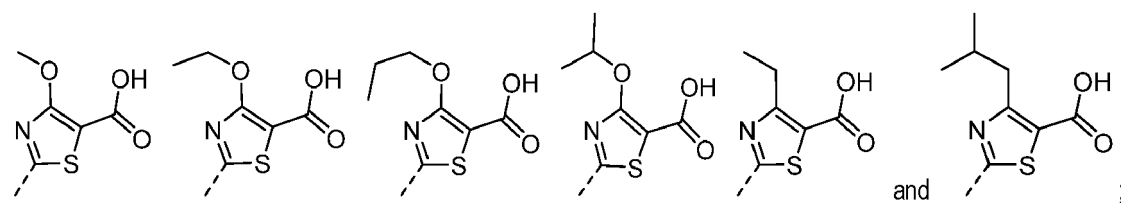


c)



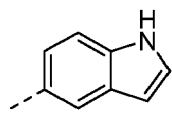


• or **Ar¹** represents a thiazoyl group selected from:



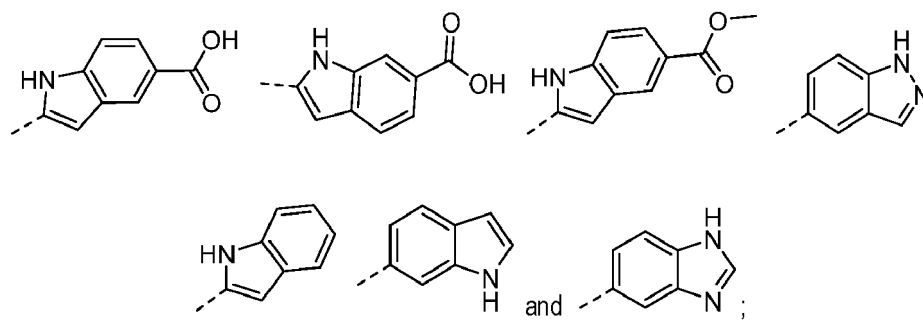
• or **Ar¹** represents 9- or 10-membered bicyclic heteroaryl selected from

a)



or

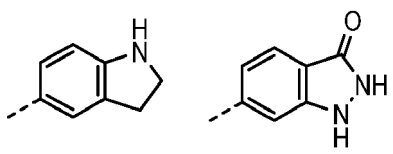
b)



• or **Ar¹** represents a group selected from:

a)

5

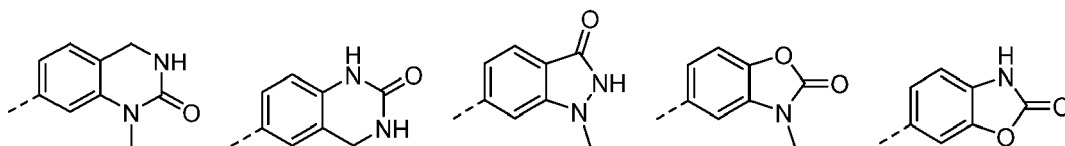


or

10

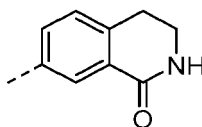
b)

15



and

20

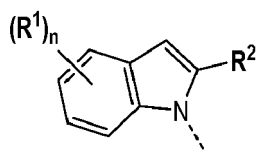


25

or a pharmaceutically acceptable salt thereof.

7. A compound according to any one of claims 1 to 6; wherein the group

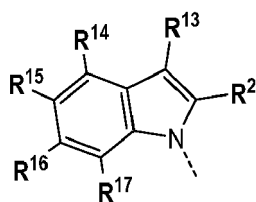
30



35

represents

40



45

wherein

 R^2 represents methyl, chloro, or cyano; and R^{13} represents hydrogen; and

50

• R^{14} , R^{15} , R^{16} , and R^{17} independently represent the following: R^{14} represents hydrogen, methyl, ethyl, methoxy, bromo, chloro, fluoro, trifluoromethyl, trifluoromethoxy, or cyano;

55

 R^{15} represents hydrogen, methyl, methoxy, chloro, fluoro; R^{16} represents hydrogen, methoxy, or fluoro; and R^{17} represents hydrogen, methyl, methoxy, chloro, fluoro, or cyano;

wherein at least one of **R¹⁴**, **R¹⁵**, **R¹⁶**, and **R¹⁷** represents hydrogen;

• or **R¹⁴** and **R¹⁵** together form a group -O-CH₂-O-, **R¹⁶** represents hydrogen and **R¹⁷** represents hydrogen or halogen;

or

R² represents (C₁₋₃)alkyl, halogen, or cyano; and

R¹³ represents fluoro; and

• **R¹⁴**, **R¹⁵**, **R¹⁶**, and **R¹⁷** independently represent the following:

R¹⁴ represents hydrogen, methyl, ethyl, methoxy, bromo, chloro, fluoro, trifluoromethyl, trifluoromethoxy, or cyano;

R¹⁵ represents hydrogen, methyl, methoxy, chloro, fluoro;

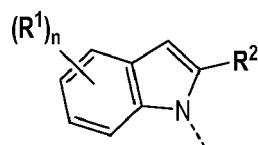
R¹⁶ represents hydrogen, methoxy, or fluoro; and

R¹⁷ represents hydrogen, methyl, methoxy, chloro, fluoro, or cyano;

wherein at least two of **R¹⁴**, **R¹⁵**, **R¹⁶**, and **R¹⁷** represent hydrogen.

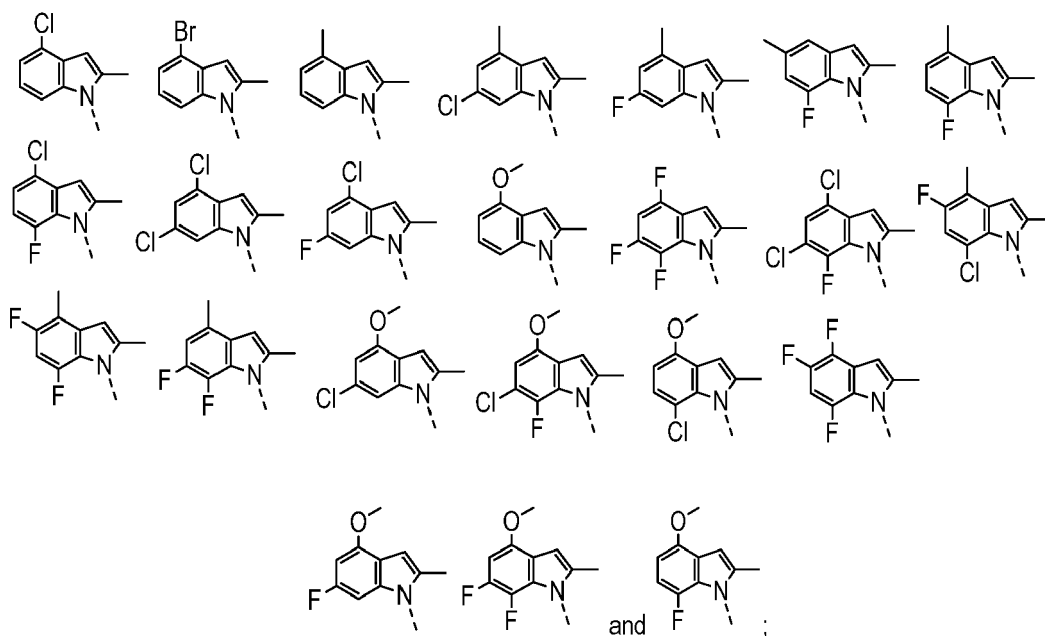
or a pharmaceutically acceptable salt thereof.

8. A compound according to any one of claims 1 to 6; wherein the group

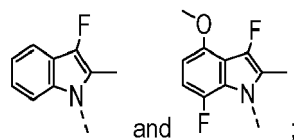


represents a group selected from the following groups A), B), C), D) and E):

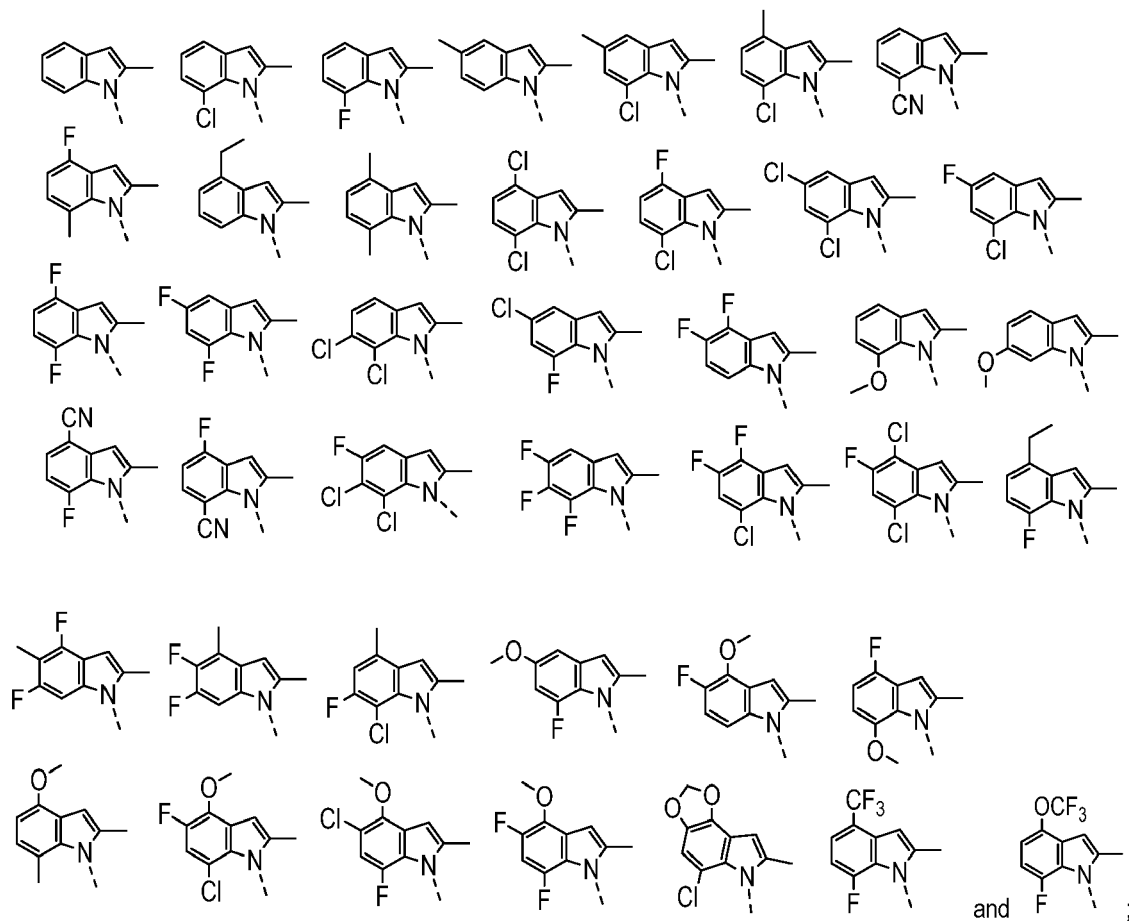
A)



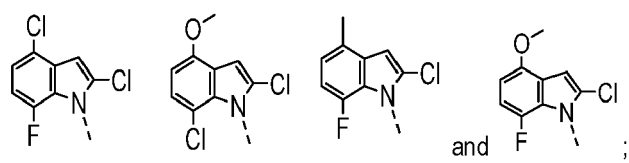
B)



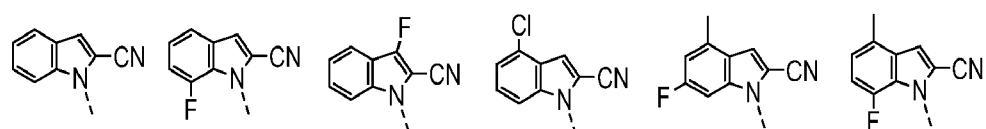
C)

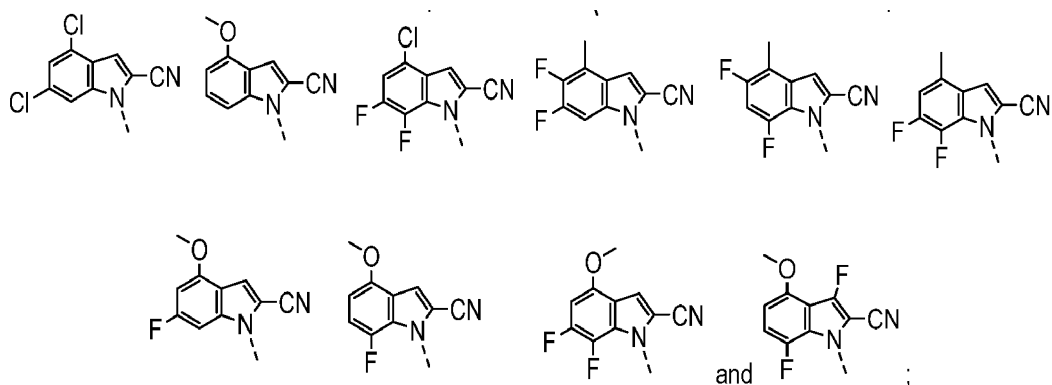


D)



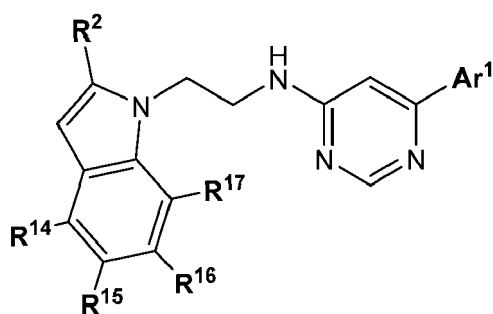
E)





or a pharmaceutically acceptable salt thereof.

9. A compound according to claim 1 which is a compound of Formula (II)



Formula (II)

wherein

R^2 represents methyl, chloro, or cyano; and

• R^{14} , R^{15} , R^{16} , and R^{17} independently represent the following:

R^{14} represents methyl, methoxy, halogen, or cyano;

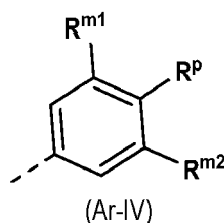
R^{15} represents hydrogen, methyl, chloro, or fluoro;

R^{16} represents hydrogen, or fluoro; and

R^{17} represents hydrogen, chloro, or fluoro;

wherein at least one of R^{15} , R^{16} , and R^{17} represents hydrogen and Ar^1 represents

• a phenyl group of the structure (Ar-IV):



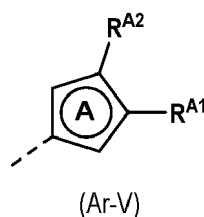
wherein

• R^p represents;

➤ hydroxy;

- -COOH;
- -CO-CH₂-CN;
- -CO-(C₁₋₄)alkoxy;
- -CO-NH-SO₂-R^{S3} wherein R^{S3} represents (C₁₋₄)alkyl, (C₃₋₆)cycloalkyl; (C₃₋₆)cycloalkyl-(C₁₋₃)alkyl; (C₁₋₃)fluoroalkyl, phenyl, or -NH₂;
- -X¹-CH₂-COOH, wherein X¹ represents O, or NH;
- -CO-NR^{N3}R^{N4} wherein R^{N3} and R^{N4} independently represent hydrogen, (C₁₋₄)alkyl, hydroxy-(C₂₋₄)alkyl, (C₁₋₃)alkoxy-(C₂₋₄)alkyl, dimethylamino-(C₂₋₄)alkyl, (C₁₋₄)alkoxy, or hydroxy-(C₂₋₄)alkoxy;
- -NH-CO-NR^{N5}R^{N6} wherein R^{N5} and R^{N6} independently represent hydrogen or (C₁₋₄)alkyl;
- -SO₂-R^{S1} wherein R^{S1} represents hydroxy, (C₁₋₄)alkyl, or -NR^{N7}R^{N8} wherein R^{N7} and R^{N8} independently represent hydrogen or (C₁₋₃)alkyl;
- 5-oxo-4,5-dihydro-[1,2,4]oxadiazol-3-yl;
- tetrazolyl (especially 1H-tetrazol-5-yl); or
- 5- or 6-membered heteroaryl selected from oxazolyl, isoxazolyl, oxadiazolyl, thiazolyl, isothiazolyl, thiadiazolyl, imidazolyl, pyrazolyl, triazolyl, pyridinyl, pyrimidinyl, pyridazinyl, or pyrazinyl; wherein said 5- or 6-membered heteroaryl is unsubstituted, or mono- or di-substituted, wherein the substituents are independently selected from (C₁₋₃)alkyl, (C₁₋₃)alkoxy, -COOH, hydroxy, fluoro, 2-amino-2-oxo-ethyl, 2-carboxy-ethyl, or -NR^{N9}R^{N10} wherein R^{N9} and R^{N10} independently represent hydrogen or (C₁₋₃)alkyl;
- R^{m1} represents
- hydrogen;
- (C₁₋₆)alkyl;
- (C₁₋₄)alkoxy;
- (C₁₋₃)fluoroalkyl;
- (C₁₋₃)fluoroalkoxy;
- halogen;
- (C₃₋₆)cycloalkyl;
- (C₃₋₆)cycloalkyl-oxy;
- hydroxy;
- -(CH₂)_m-NR^{N1}R^{N2}, wherein m represents the integer 0 or 1; and wherein R^{N1} and R^{N2} independently represent hydrogen, (C₁₋₃)alkyl, or (C₂₋₃)fluoroalkyl; or R^{N1} and R^{N2} together with the nitrogen to which they are attached form a pyrrolidinyl ring; or
- -S-R^{S2} wherein R^{S2} represents (C₁₋₄)alkyl, or (C₃₋₆)cycloalkyl;
- and R^{m2} represents
- hydrogen; or
- (C₁₋₆)alkyl;
- (C₁₋₃)alkoxy; or
- halogen;

- or **Ar¹** represents a 5-membered heteroaryl group of the structure (Ar-V):

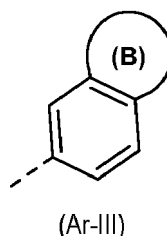


wherein in (Ar-V) the ring A represents a thiophenyl or a thiazolyl ring;
wherein **R^{A1}** represents

- -COOH;
 - tetrazolyl;
 - -CO-(C₁₋₄)alkoxy;
 - -CO-NH-SO₂-**R^{S3}** wherein **R^{S3}** represents (C₁₋₄)alkyl, (C₃₋₆)cycloalkyl; (C₃₋₆)cycloalkyl-(C₁₋₃)alkyl; (C₁₋₃)fluoroalkyl, phenyl, or -NH₂;
 - -**X¹**-CH₂-COOH, wherein **X¹** represents O, or NH; or
 - -CO-N**R^{N3}****R^{N4}** wherein **R^{N3}** and **R^{N4}** independently represent hydrogen, (C₁₋₄)alkyl, hydroxy-(C₂₋₄)alkyl, or (C₁₋₃)alkoxy-(C₂₋₄)alkyl;
- and **R^{A2}** represents
- hydrogen;
 - (C₁₋₆)alkyl;
 - (C₁₋₄)alkoxy;
 - (C₁₋₃)fluoroalkyl;
 - halogen; or
 - hydroxy;

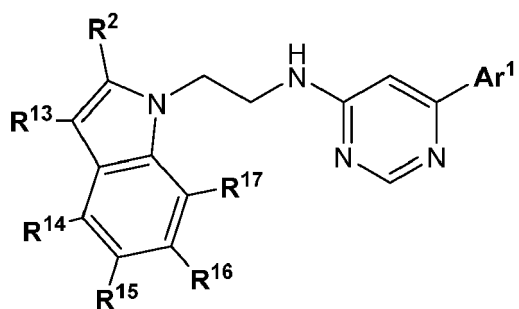
- or **Ar¹** represents 9- or 10-membered bicyclic heteroaryl selected from 1H-indol-5-yl, 1H-indol-4-yl, 1H-indol-6-yl, indazol-6-yl, 1H-benzimidazol-5-yl, 1H-benzotriazol-5-yl, quinoxalin-6-yl, isoquinolin-7-yl, and quinolin-6-yl; wherein said 9- or 10-membered bicyclic heteroaryl independently is unsubstituted, mono-, or di-substituted, wherein the substituents are independently selected from (C₁₋₄)alkyl or -COOH;

- or **Ar¹** represents a group of the structure (Ar-III):



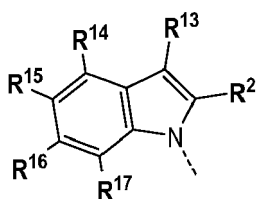
wherein ring (B) represents a non-aromatic 5-membered ring fused to the phenyl group, wherein ring (B) comprises one or two nitrogen ring atoms; wherein said ring (B) independently is unsubstituted, mono-, or di-substituted, wherein the substituents are independently selected from oxo and (C₁₋₆)alkyl; or a pharmaceutically acceptable salt thereof.

10. A compound according claim 1 which is a compound of Formula (III):



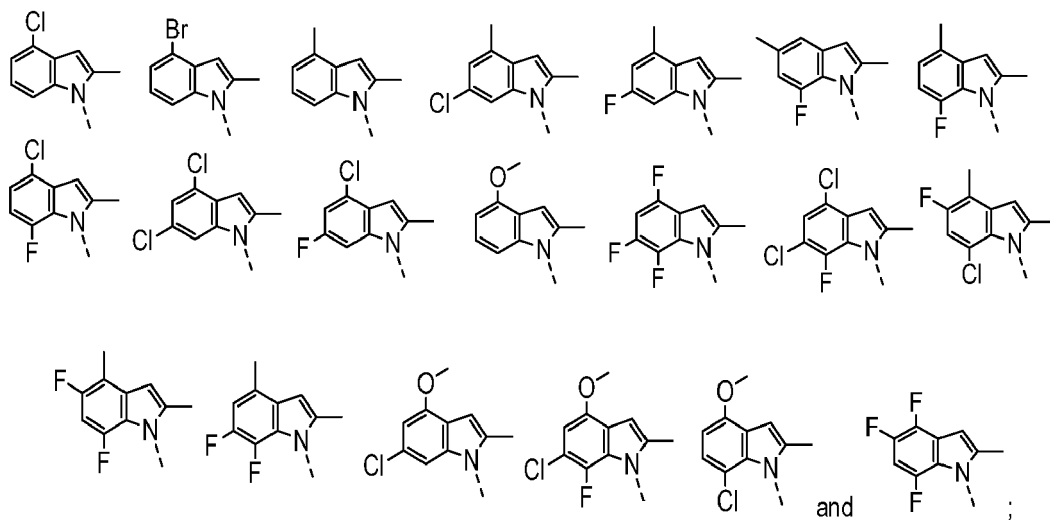
Formula (III)

wherein the group:

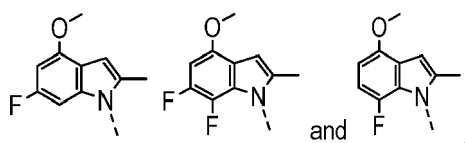


represents a group selected from the following groups A), B), C), D) and E):

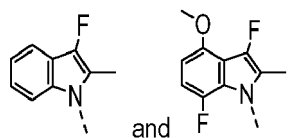
A)



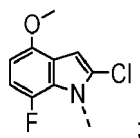
B)



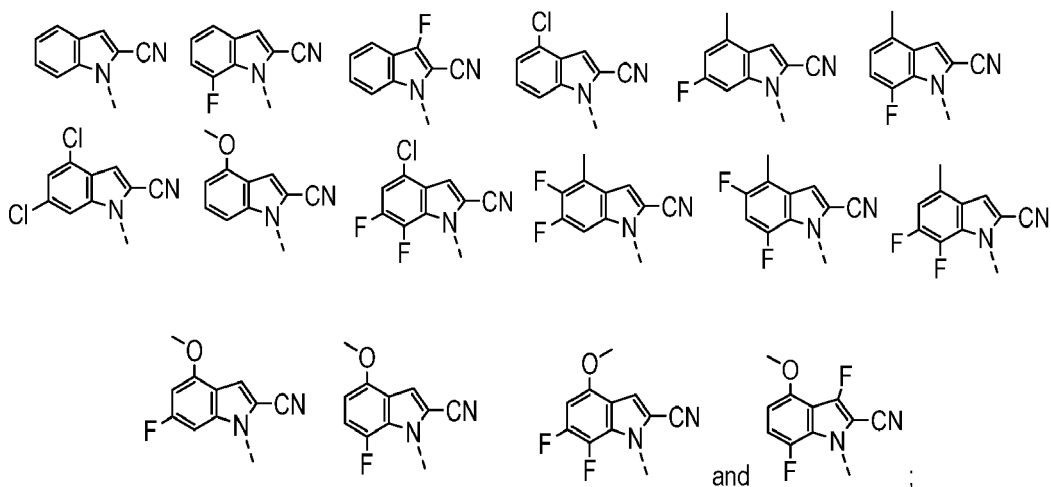
C)



D)



E)



and

Ar¹ represents

• phenyl, or 5-membered heteroaryl selected from thiophenyl and thiazolyl; wherein said phenyl or 5-membered heteroaryl independently is mono-, di- or tri-substituted; wherein one of said substituents is selected from

• **-X¹-CO-R⁰¹**, wherein

- **X¹** represents a direct bond, -CH₂-CH₂-, -O-CH₂-, -NH-CH₂-, -CH=CH-, or -NH-CO-; wherein the asterisks indicate the bond that is linked to the -CO-R⁰¹ group; and
- **R⁰¹** represents

- -OH;
- -O-(C₁₋₄)alkyl;
- -NH-SO₂-R^{S3} wherein R^{S3} represents (C₁₋₃)alkyl, cyclopropyl, or -NH₂;
- -O-CH₂-CO-R⁰⁴, wherein R⁰⁴ represents hydroxy or (C₁₋₄)alkoxy; or
- -O-CH₂-O-CO-R⁰⁵, wherein R⁰⁵ represents (C₁₋₄)alkyl or (C₁₋₄)alkoxy;

- -NR^{N1}R^{N2}, wherein R^{N1} independently represents hydrogen or (C₁₋₃)alkyl, and R^{N2} represents -CO-H;
- 5-oxo-4,5-dihydro-[1,2,4]oxadiazol-3-yl, or 3-oxo-2,3-dihydro-[1,2,4]oxadiazol-5-yl;
- 1H-tetrazol-5-yl;
- 3-hydroxy-isoxazol-5-yl;
- imidazolyl, which is unsubstituted, or mono- or di-substituted with methyl;
- pyrazolyl;

• isoxazolyl, oxazolyl, or thiadiazolyl; wherein said isoxazolyl, oxazolyl, or thiadiazolyl is mono-substituted with $-NR^{N9}R^{N10}$, wherein R^{N9} represents hydrogen, and R^{N10} represents hydrogen or methyl; and the remaining one or two of said substituents (if present) is/are independently selected from

- (C_{1-4}) alkyl;
- (C_{1-4}) alkoxy;
- 2,2,2-trifluoroethoxy;
- halogen;
- $-NR^{N1}R^{N2}$, wherein R^{N1} represents hydrogen, and R^{N2} represents (C_{1-3}) alkyl;
- $-S-R^{S2}$ wherein R^{S2} represents (C_{1-4}) alkyl;

• or Ar^1 represents 8- to 10-membered bicyclic heteroaryl selected from unsubstituted benzimidazol; unsubstituted indazolyl, and indolyl which is unsubstituted or mono-substituted with $-COOR^{O2}$ wherein R^{O2} represents hydrogen or (C_{1-4}) alkyl;

• or Ar^1 represents oxo-substituted 8- to 10-membered partially aromatic fused bicyclic heterocyclyl selected from 2-oxo-2,3-dihydro-benzooxazolyl, 3-oxo-2,3-dihydro-1H-indazolyl, 2-oxo-1,2,3,4-tetrahydro-quinazolinyl, 1-oxo-1,2,3,4-tetrahydro-isoquinolinyl; wherein said oxo-substituted heterocyclyl is unsubstituted or mono-substituted on a ring nitrogen atom with (C_{1-3}) alkyl;

or a pharmaceutically acceptable salt thereof.

11. A compound according to claim 1 selected from the group consisting of:

- 3-Chloro-5-{6-[2-(6-fluoro-4-methoxy-2-methyl-indol-1-yl)-ethylamino]-pyrimidin-4-yl}-thiophene-2-carboxylic acid;
- 5-{6-[2-(2-Cyano-indol-1-yl)-ethylamino]-pyrimidin-4-yl}-3-ethoxy-thiophene-2-carboxylic acid;
- [6-(2,3-Dihydro-1H-indol-5-yl)-pyrimidin-4-yl]-[2-(6-fluoro-4-methoxy-2-methyl-indol-1-yl)-ethyl]-amine;
- [2-(7-Fluoro-2,4-dimethyl-indol-1-yl)-ethyl]-{6-[4-(1H-imidazol-4-yl)-phenyl]-pyrimidin-4-yl}-amine;
- 3-Ethyl-5-{6-[2-(6-fluoro-2,4-dimethyl-indol-1-yl)-ethylamino]-pyrimidin-4-yl}-thiophene-2-carboxylic acid;
- 5-{6-[2-(7-Fluoro-4-methoxy-2-methyl-indol-1-yl)-ethylamino]-pyrimidin-4-yl}-3-methyl-thiophene-2-carboxylic acid;
- 5-{6-[2-(4-Chloro-2-methyl-indol-1-yl)-ethylamino]-pyrimidin-4-yl}-3-ethoxy-thiophene-2-carboxylic acid;
- 3-Ethyl-5-{6-[2-(4-methoxy-2-methyl-indol-1-yl)-ethylamino]-pyrimidin-4-yl}-thiophene-2-carboxylic acid;
- 3-Chloro-5-{6-[2-(7-fluoro-4-methoxy-2-methyl-indol-1-yl)-ethylamino]-pyrimidin-4-yl}-thiophene-2-carboxylic acid;
- 4-{6-[2-(7-Fluoro-2,4-dimethyl-indol-1-yl)-ethylamino]-pyrimidin-4-yl}-2-methylamino-benzoic acid;
- 5-{6-[2-(5,7-Difluoro-2,4-dimethyl-indol-1-yl)-ethylamino]-pyrimidin-4-yl}-3-ethoxy-thiophene-2-carboxylic acid;
- {6-[4-(3-Amino-isoxazol-5-yl)-phenyl]-pyrimidin-4-yl}-[2-(4-methoxy-2-methyl-indol-1-yl)-ethyl]-amine;
- [2-(6-Fluoro-4-methoxy-2-methyl-indol-1-yl)-ethyl]-{6-[4-(1H-imidazol-4-yl)-phenyl]-pyrimidin-4-yl}-amine;
- [2-(7-Fluoro-4-methoxy-2-methyl-indol-1-yl)-ethyl]-{6-[4-(1H-imidazol-4-yl)-phenyl]-pyrimidin-4-yl}-amine;
- [2-(7-Fluoro-4-methoxy-2-methyl-indol-1-yl)-ethyl]-{6-[4-(2H-pyrazol-3-yl)-phenyl]-pyrimidin-4-yl}-amine;
- 3-Ethoxy-5-{6-[2-(4-methoxy-2-methyl-indol-1-yl)-ethylamino]-pyrimidin-4-yl}-thiophene-2-carboxylic acid;
- 5-{6-[2-(6-Chloro-2,4-dimethyl-indol-1-yl)-ethylamino]-pyrimidin-4-yl}-3-ethoxy-thiophene-2-carboxylic acid;
- 3-Ethoxy-5-{6-[2-(7-fluoro-2,4-dimethyl-indol-1-yl)-ethylamino]-pyrimidin-4-yl}-thiophene-2-carboxylic acid;
- 3-Ethoxy-5-{6-[2-(7-fluoro-2,5-dimethyl-indol-1-yl)-ethylamino]-pyrimidin-4-yl}-thiophene-2-carboxylic acid;
- 3-Ethoxy-5-{6-[2-(6-fluoro-2,4-dimethyl-indol-1-yl)-ethylamino]-pyrimidin-4-yl}-thiophene-2-carboxylic acid;
- 3-Ethyl-5-{6-[2-(7-fluoro-4-methoxy-2-methyl-indol-1-yl)-ethylamino]-pyrimidin-4-yl}-thiophene-2-carboxylic acid;
- 5-{6-[2-(4,6-Dichloro-2-methyl-indol-1-yl)-ethylamino]-pyrimidin-4-yl}-3-ethoxy-thiophene-2-carboxylic acid;
- 5-{6-[2-(4-Chloro-6-fluoro-2-methyl-indol-1-yl)-ethylamino]-pyrimidin-4-yl}-3-ethoxy-thiophene-2-carboxylic acid;
- 5-{6-[2-(4-Chloro-7-fluoro-2-methyl-indol-1-yl)-ethylamino]-pyrimidin-4-yl}-3-ethoxy-thiophene-2-carboxylic acid;
- 5-{6-[2-(2-Cyano-6-fluoro-4-methyl-indol-1-yl)-ethylamino]-pyrimidin-4-yl}-3-ethoxy-thiophene-2-carboxylic acid;
- 4-{6-[2-(7-Fluoro-4-methoxy-2-methyl-indol-1-yl)-ethylamino]-pyrimidin-4-yl}-2-methylamino-benzoic acid;
- 5-{6-[2-(7-Chloro-4-methoxy-2-methyl-indol-1-yl)-ethylamino]-pyrimidin-4-yl}-3-ethoxy-thiophene-2-carboxylic acid;
- 3-Ethoxy-5-{6-[2-(6-fluoro-4-methoxy-2-methyl-indol-1-yl)-ethylamino]-pyrimidin-4-yl}-thiophene-2-carboxylic acid;

acid;

3-Ethoxy-5-{6-[2-(7-fluoro-4-methoxy-2-methyl-indol-1-yl)-ethylamino]-pyrimidin-4-yl}-thiophene-2-carboxylic acid;

3-Ethoxy-5-{6-[2-(4,6,7-trifluoro-2-methyl-indol-1-yl)-ethylamino]-pyrimidin-4-yl}-thiophene-2-carboxylic acid;

3-Ethoxy-5-{6-[2-(4,5,7-trifluoro-2-methyl-indol-1-yl)-ethylamino]-pyrimidin-4-yl}-thiophene-2-carboxylic acid;

5-{6-[2-(6,7-Difluoro-2,4-dimethyl-indol-1-yl)-ethylamino]-pyrimidin-4-yl}-3-ethoxy-thiophene-2-carboxylic acid;

{6-[4-(3-Amino-isoxazol-5-yl)-phenyl]-pyrimidin-4-yl}-[2-(7-fluoro-4-methoxy-2-methyl-indol-1-yl)-ethyl]-amine;

[2-(6,7-Difluoro-4-methoxy-2-methyl-indol-1-yl)-ethyl]-{6-[4-(1H-imidazol-4-yl)-phenyl]-pyrimidin-4-yl}-amine;

[2-(7-Fluoro-2,4-dimethyl-indol-1-yl)-ethyl]-{6-[4-(5-methylamino-[1,3,4]thiadiazol-2-yl)-phenyl]-pyrimidin-4-yl}-amine;

5-{6-[2-(2-Cyano-6-fluoro-4-methoxy-indol-1-yl)-ethylamino]-pyrimidin-4-yl}-3-ethoxy-thiophene-2-carboxylic acid;

2-Ethylamino-4-{6-[2-(7-fluoro-4-methoxy-2-methyl-indol-1-yl)-ethylamino]-pyrimidin-4-yl}-benzoic acid;

5-{6-[2-(6,7-Difluoro-4-methoxy-2-methyl-indol-1-yl)-ethylamino]-pyrimidin-4-yl}-3-ethoxy-thiophene-2-carboxylic acid;

5-{6-[2-(6-Fluoro-2,4-dimethyl-indol-1-yl)-ethylamino]-2-methyl-pyrimidin-4-yl}-3-trifluoromethyl-thiophene-2-carboxylic acid;

5-{6-[2-(7-Fluoro-4-methoxy-2-methyl-indol-1-yl)-ethylamino]-pyrimidin-4-yl}-3-trifluoromethyl-thiophene-2-carboxylic acid;

5-{6-[2-(6-Fluoro-4-methoxy-2-methyl-indol-1-yl)-ethylamino]-pyrimidin-4-yl}-3-trifluoromethyl-thiophene-2-carboxylic acid;

[2-(7-Fluoro-4-methoxy-2-methyl-indol-1-yl)-ethyl]-{6-[4-(5-methylamino-[1,3,4]thiadiazol-2-yl)-phenyl]-pyrimidin-4-yl}-amine;

4-{4-{6-[2-(7-Fluoro-4-methoxy-2-methyl-indol-1-yl)-ethylamino]-pyrimidin-4-yl}-phenyl}-thiazole-2-carboxylic acid;

2-Chloro-4-{6-[2-(6-chloro-4-methoxy-2-methyl-indol-1-yl)-ethylamino]-pyrimidin-4-yl}-6-propyl-benzoic acid;

2-Chloro-4-{6-[2-(6-fluoro-4-methoxy-2-methyl-indol-1-yl)-ethylamino]-pyrimidin-4-yl}-6-propyl-benzoic acid;

5-{6-[2-(6,7-Difluoro-4-methoxy-2-methyl-indol-1-yl)-ethylamino]-pyrimidin-4-yl}-3-trifluoromethyl-thiophene-2-carboxylic acid;

4-{6-[2-(6-Fluoro-4-methoxy-2-methyl-indol-1-yl)-ethylamino]-pyrimidin-4-yl}-2-isobutyl-benzoic acid;

5-{6-[2-(7-Fluoro-4-methoxy-2-methyl-indol-1-yl)-ethylamino]-2-methyl-pyrimidin-4-yl}-3-trifluoromethyl-thiophene-2-carboxylic acid;

5-{6-[2-(6-Fluoro-4-methoxy-2-methyl-indol-1-yl)-ethylamino]-2-methyl-pyrimidin-4-yl}-3-trifluoromethyl-thiophene-2-carboxylic acid;

1-Ethyl-3-{4-{6-[2-(7-fluoro-4-methoxy-2-methyl-indol-1-yl)-ethylamino]-pyrimidin-4-yl}-2-methoxy-phenyl}-urea;

{6-[4-(2-Amino-oxazol-5-yl)-phenyl]-pyrimidin-4-yl}-[2-(6-fluoro-4-methoxy-2-methyl-indol-1-yl)-ethyl]-amine;

{6-[4-(2-Amino-oxazol-5-yl)-phenyl]-pyrimidin-4-yl}-[2-(7-fluoro-4-methoxy-2-methyl-indol-1-yl)-ethyl]-amine;

2-{4-{6-[2-(6-Fluoro-4-methoxy-2-methyl-indol-1-yl)-ethylamino]-pyrimidin-4-yl}-phenyl}-thiazole-4-carboxylic acid;

2-{4-{6-[2-(7-Fluoro-4-methoxy-2-methyl-indol-1-yl)-ethylamino]-pyrimidin-4-yl}-phenyl}-thiazole-4-carboxylic acid;

[2-(6-Fluoro-4-methoxy-2-methyl-indol-1-yl)-ethyl]-{6-[4-(2-methyl-1H-imidazol-4-yl)-phenyl]-pyrimidin-4-yl}-amine;

[2-(6-Fluoro-2,4-dimethyl-indol-1-yl)-ethyl]-{6-[4-(5-methylamino-[1,3,4]thiadiazol-2-yl)-phenyl]-pyrimidin-4-yl}-amine;

4-{6-[2-(2-Cyano-6-fluoro-4-methoxy-indol-1-yl)-ethylamino]-pyrimidin-4-yl}-2-isobutyl-benzoic acid;

2-Chloro-4-{6-[2-(7-fluoro-4-methoxy-2-methyl-indol-1-yl)-ethylamino]-pyrimidin-4-yl}-6-propoxy-benzoic acid;

2-Butoxy-4-{6-[2-(7-fluoro-4-methoxy-2-methyl-indol-1-yl)-ethylamino]-pyrimidin-4-yl}-benzoic acid;

{6-[4-(2-Amino-oxazol-5-yl)-phenyl]-pyrimidin-4-yl}-[2-(6,7-difluoro-4-methoxy-2-methyl-indol-1-yl)-ethyl]-amine;

[2-(6,7-Difluoro-4-methoxy-2-methyl-indol-1-yl)-ethyl]-{6-[4-(2-methyl-1H-imidazol-4-yl)-phenyl]-pyrimidin-4-yl}-amine;

[2-(6-Fluoro-4-methoxy-2-methyl-indol-1-yl)-ethyl]-{6-[4-(5-methylamino-[1,3,4]thiadiazol-2-yl)-phenyl]-pyrimidin-4-yl}-amine;

{6-[3-Ethoxy-4-(1H-tetrazol-5-yl)-phenyl]-pyrimidin-4-yl}-[2-(7-fluoro-4-methoxy-2-methyl-indol-1-yl)-ethyl]-amine;

{6-[3-Ethylamino-4-(1H-tetrazol-5-yl)-phenyl]-pyrimidin-4-yl}-[2-(7-fluoro-4-methoxy-2-methyl-indol-1-

yl)-ethyl]-amine;

[2-(7-Chloro-4-methoxy-2-methyl-indol-1-yl)-ethyl]-{6-[3-ethylamino-4-(1H-tetrazol-5-yl)-phenyl]-pyrimidin-4-yl}-amine;

{6-[3-Ethylamino-4-(1H-tetrazol-5-yl)-phenyl]-pyrimidin-4-yl}-[2-(4-methoxy-2-methyl-indol-1-yl)-ethyl]-amine;

{6-[3-Ethylamino-4-(1H-tetrazol-5-yl)-phenyl]-pyrimidin-4-yl}-[2-(7-fluoro-2,4-dimethyl-indol-1-yl)-ethyl]-amine;

3-Butoxy-5-{6-[2-(6-fluoro-4-methoxy-2-methyl-indol-1-yl)-ethylamino]-pyrimidin-4-yl}-thiophene-2-carboxylic acid;

3-Butoxy-5-{6-[2-(7-fluoro-4-methoxy-2-methyl-indol-1-yl)-ethylamino]-pyrimidin-4-yl}-thiophene-2-carboxylic acid;

5-{6-[2-(6-Fluoro-4-methoxy-2-methyl-indol-1-yl)-ethylamino]-pyrimidin-4-yl}-3-propoxy-thiophene-2-carboxylic acid;

5-{6-[2-(7-Fluoro-4-methoxy-2-methyl-indol-1-yl)-ethylamino]-pyrimidin-4-yl}-3-isopropoxy-thiophene-2-carboxylic acid;

5-{6-[2-(6-Fluoro-4-methoxy-2-methyl-indol-1-yl)-ethylamino]-pyrimidin-4-yl}-3-isopropoxy-thiophene-2-carboxylic acid;

5-{6-[2-(7-Fluoro-4-methoxy-2-methyl-indol-1-yl)-ethylamino]-pyrimidin-4-yl}-3-propoxy-thiophene-2-carboxylic acid;

3-(4-{6-[2-(6,7-Difluoro-4-methoxy-2-methyl-indol-1-yl)-ethylamino]-pyrimidin-4-yl}-phenyl)-4H-[1,2,4]oxadiazol-5-one;

2-Chloro-4-{6-[2-(7-fluoro-4-methoxy-2-methyl-indol-1-yl)-ethylamino]-pyrimidin-4-yl}-6-isobutoxy-benzoic acid;

[2-(7-Fluoro-4-methoxy-2-methyl-indol-1-yl)-ethyl]-[6-(1H-indol-5-yl)-pyrimidin-4-yl]-amine;

[2-(6,7-Difluoro-4-methoxy-2-methyl-indol-1-yl)-ethyl]-[6-(1H-indol-5-yl)-pyrimidin-4-yl]-amine;

6-{6-[2-(7-Fluoro-4-methoxy-2-methyl-indol-1-yl)-ethylamino]-pyrimidin-4-yl}-1,2-dihydro-indazol-3-one;

4-{6-[2-(2-Chloro-7-fluoro-4-methoxy-indol-1-yl)-ethylamino]-pyrimidin-4-yl}-2-ethoxy-benzoic acid;

5-{6-[2-(2-Chloro-7-fluoro-4-methoxy-indol-1-yl)-ethylamino]-pyrimidin-4-yl}-3-ethoxy-thiophene-2-carboxylic acid;

5-{6-[2-(4-Bromo-2-methyl-indol-1-yl)-ethylamino]-pyrimidin-4-yl}-3-ethoxy-thiophene-2-carboxylic acid;

[2-(7-Fluoro-4-methoxy-2-methyl-indol-1-yl)-ethyl]-{6-[5-(1H-tetrazol-5-yl)-thiophen-2-yl]-pyrimidin-4-yl}-amine;

5-{6-[2-(6-Fluoro-4-methoxy-2-methyl-indol-1-yl)-ethylamino]-pyrimidin-4-yl}-3-hydroxy-thiophene-2-carboxylic acid;

5-{6-[2-(2-Cyano-7-fluoro-4-methoxy-indol-1-yl)-ethylamino]-pyrimidin-4-yl}-3-isopropoxy-thiophene-2-carboxylic acid;

1-(2-{6-[3-Ethoxy-4-(1H-tetrazol-5-yl)-phenyl]-pyrimidin-4-ylamino}-ethyl)-7-fluoro-4-methoxy-1H-indole-2-carbonitrile;

5-{6-[2-(2-Cyano-7-fluoro-4-methoxy-indol-1-yl)-ethylamino]-pyrimidin-4-yl}-3-trifluoromethyl-thiophene-2-carboxylic acid;

5-{6-[2-(2-cyano-7-fluoro-4-methoxy-indol-1-yl)-ethylamino]-pyrimidin-4-yl}-3-ethoxy-thiophene-2-carboxylic acid;

5-{6-[2-(2-Cyano-7-fluoro-4-methoxy-indol-1-yl)-ethylamino]-pyrimidin-4-yl}-3-fluoro-thiophene-2-carboxylic acid;

4-{6-[2-(2-Cyano-7-fluoro-4-methoxy-indol-1-yl)-ethylamino]-pyrimidin-4-yl}-2-ethoxy-benzoic acid;

(4-{6-[2-(2-Cyano-7-fluoro-4-methoxy-indol-1-yl)-ethylamino]-pyrimidin-4-yl}-2-ethoxy-phenoxy)-acetic acid;

N-(5-{6-[2-(2-Cyano-7-fluoro-4-methoxy-indol-1-yl)-ethylamino]-pyrimidin-4-yl}-3-ethoxy-thiophene-2-carbon-yl)-methanesulfonamide;

(2-Ethoxy-4-{6-[2-(7-fluoro-4-methoxy-2-methyl-indol-1-yl)-ethylamino]-pyrimidin-4-yl}-phenoxy)-acetic acid;

(2-Ethoxy-4-{6-[2-(7-fluoro-4-methoxy-2-methyl-indol-1-yl)-ethylamino]-pyrimidin-4-yl}-phenylamino)-acetic acid;

5-{6-[2-(2-Cyano-4-methoxy-indol-1-yl)-ethylamino]-pyrimidin-4-yl}-3-ethoxy-thiophene-2-carboxylic acid;

N-(5-{6-[2-(2-Cyano-7-fluoro-4-methoxy-indol-1-yl)-ethylamino]-pyrimidin-4-yl}-3-ethoxy-thiophene-2-carbon-yl)-benzenesulfonamide;

Propane-2-sulfonic acid (5-{6-[2-(2-cyano-7-fluoro-4-methoxy-indol-1-yl)-ethylamino]-pyrimidin-4-yl}-3-ethoxy-thiophene-2-carbonyl)-amide;

Cyclopropanesulfonic acid (5-{6-[2-(2-cyano-7-fluoro-4-methoxy-indol-1-yl)-ethylamino]-pyrimidin-4-yl}-3-ethoxy-thiophene-2-carbonyl)-amide;

5-{6-[2-(2-Cyano-7-fluoro-4-methoxy-indol-1-yl)-ethylamino]-pyrimidin-4-yl}-3-ethoxy-thiophene-2-carboxylic acid methylamide;

Ethanesulfonic acid (5-{6-[2-(2-cyano-7-fluoro-4-methoxy-indol-1-yl)-ethylamino]-pyrimidin-4-yl}-3-ethoxy-thiophene-2-carbonyl)-amide;
 7-Fluoro-1-(2-{6-[4-(1H-imidazol-4-yl)-3-methoxy-phenyl]-pyrimidin-4-ylamino}-ethyl)-4-methoxy-1H-indole-2-carbonitrile;
 5 7-Fluoro-4-methoxy-1-(2-{6-[4-(5-methyl-1H-imidazol-4-yl)-phenyl]-pyrimidin-4-ylamino}-ethyl)-1H-indole-2-carbonitrile;
 1-(2-{6-[3-Ethoxy-4-((5-oxo-4,5-dihydro-[1,2,4]oxadiazol-3-yl)-phenyl)-pyrimidin-4-ylamino}-ethyl)-7-fluoro-4-methoxy-1H-indole-2-carbonitrile;
 10 1-(2-{6-[4-(2,5-Dimethyl-1H-imidazol-4-yl)-phenyl]-pyrimidin-4-ylamino}-ethyl)-7-fluoro-4-methoxy-1H-indole-2-carbonitrile;
 1-(2-{6-[3-Ethyl-4-hydroxy-phenyl]-pyrimidin-4-ylamino}-ethyl)-7-fluoro-4-methoxy-1H-indole-2-carbonitrile;
 1-(2-{6-[4-(1,5-Dimethyl-1H-imidazol-4-yl)-phenyl]-pyrimidin-4-ylamino}-ethyl)-7-fluoro-4-methoxy-1H-indole-2-carbonitrile;
 15 1-(2-{6-[4-(1,2-Dimethyl-1H-imidazol-4-yl)-phenyl]-pyrimidin-4-ylamino}-ethyl)-7-fluoro-4-methoxy-1H-indole-2-carbonitrile;
 7-Fluoro-1-(2-{6-[4-((5-oxo-4,5-dihydro-[1,2,4]oxadiazol-3-yl)-phenyl)-pyrimidin-4-ylamino}-ethyl)-4-methoxy-1H-indole-2-carbonitrile;
 7-Fluoro-1-(2-{6-[5-(3-hydroxy-oxetan-3-yl)-4-methoxy-thiophen-2-yl]-pyrimidin-4-ylamino}-ethyl)-4-methoxy-1H-indole-2-carbonitrile;
 20 1-(2-{6-[4-(2-Cyclopropyl-1-methyl-1H-imidazol-4-yl)-phenyl]-pyrimidin-4-ylamino}-ethyl)-7-fluoro-4-methoxy-1H-indole-2-carbonitrile;
 (4-{6-[2-(2-Cyano-7-fluoro-4-methoxy-indol-1-yl)-ethylamino]-pyrimidin-4-yl}-2-trifluoromethoxy-phenoxy)-acetic acid;
 7-Fluoro-1-(2-{6-[4-(3H-imidazol-4-yl)-phenyl]-pyrimidin-4-ylamino}-ethyl)-4-methoxy-1H-indole-2-carbonitrile;
 25 3-(2-Ethoxy-4-{6-[2-(7-fluoro-4-methoxy-2-methyl-indol-1-yl)-ethylamino]-pyrimidin-4-yl}-phenyl)-[1,2,4]oxadiazol-5(4H)-one;
 7-Fluoro-1-(2-{6-[4-(3-oxo-2,3-dihydro-1,2,4-oxadiazol-5-yl)-phenyl]-pyrimidin-4-ylamino}-ethyl)-4-methoxy-1H-indole-2-carbonitrile;
 5-{6-[2-(7-Fluoro-4-methoxy-2-methyl-indol-1-yl)-ethylamino]-pyrimidin-4-yl}-3-(2,2,2-trifluoro-ethoxy)-thiophene-2-carboxylic acid;
 30 (4-{6-[2-(2-Cyano-7-fluoro-4-methoxy-indol-1-yl)-ethylamino]-pyrimidin-4-yl}-2-ethyl-phenoxy)-acetic acid;
 3-(2-Ethoxy-4-{6-[2-(6-fluoro-2,4-dimethyl-indol-1-yl)-ethylamino]-pyrimidin-4-yl}-phenyl)-[1,2,4]oxadiazol-5(4H)-one;
 2-butoxy-6-chloro-4-(6-((2-(7-fluoro-4-methoxy-2-methyl-1H-indol-1-yl)ethyl-1,1,2,2-d4)amino)pyrimidin-4-yl)benzoic acid;
 35 5-{6-[2-(7-Chloro-5-fluoro-2,4-dimethyl-indol-1-yl)-ethylamino]-pyrimidin-4-yl}-3-ethoxy-thiophene-2-carboxylic acid;
 5-{6-[2-(6-Fluoro-4-methoxy-2-methyl-indol-1-yl)-ethylamino]-pyrimidin-4-yl}-3-(2,2,2-trifluoro-ethoxy)-thiophene-2-carboxylic acid;
 40 2-(2-Ethoxy-4-{6-[2-(7-fluoro-4-methoxy-2-methyl-indol-1-yl)-ethylamino]-pyrimidin-4-yl}-phenylamino)-propionic acid;
 5-{6-[2-(2-Cyano-3-fluoro-indol-1-yl)-ethylamino]-pyrimidin-4-yl}-3-trifluoromethyl-thiophene-2-carboxylic acid;
 5-{6-[2-(2-Cyano-7-fluoro-4-methyl-indol-1-yl)-ethylamino]-pyrimidin-4-yl}-3-fluoro-thiophene-2-carboxylic acid;
 45 7-Fluoro-1-(2-{6-[4-(3-hydroxy-isoxazol-5-yl)-phenyl]-pyrimidin-4-ylamino}-ethyl)-4-methoxy-1H-indole-2-carbonitrile;
 N-(4-{6-[2-(2-Cyano-7-fluoro-4-methoxy-indol-1-yl)-ethylamino]-pyrimidin-4-yl}-2-ethoxy-phenyl)-oxalamic acid;
 7-Fluoro-1-(2-{6-[4-(3-hydroxy-isoxazol-5-yl)-3-methoxy-phenyl]-pyrimidin-4-ylamino}-ethyl)-4-methoxy-1H-indole-2-carbonitrile;
 50 5-{6-[2-(2-Cyano-7-fluoro-4-methyl-indol-1-yl)-ethylamino]-pyrimidin-4-yl}-3-trifluoromethyl-thiophene-2-carboxylic acid;
 (4-{6-[2-(2-Cyano-7-fluoro-4-methoxy-indol-1-yl)-ethylamino]-pyrimidin-4-yl}-2-ethoxy-phenylamino)-acetic acid;
 55 1-(2-{6-[4-(2-Cyclopropyl-1H-imidazol-4-yl)-phenyl]-pyrimidin-4-ylamino}-ethyl)-7-fluoro-4-methoxy-1H-indole-2-carbonitrile;
 5-{6-[2-(6-Chloro-7-fluoro-4-methoxy-2-methyl-indol-1-yl)-ethylamino]-pyrimidin-4-yl}-3-ethoxy-thiophene-2-carboxylic acid;

- (4-{6-[2-(2-Cyano-4-methoxy-indol-1-yl)-ethylamino]-pyrimidin-4-yl}-2-ethoxy-phenylamino)-acetic acid;
 7-Fluoro-1-{2-[6-(4-hydroxy-3-trifluoromethoxy-phenyl)-pyrimidin-4-ylamino]-ethyl}-4-methoxy-1H-indole-2-carbonitrile;
 1-{2-[6-(3-Chloro-4-hydroxy-phenyl)-pyrimidin-4-ylamino]-ethyl}-7-fluoro-4-methoxy-1H-indole-2-carbonitrile;
 5-{6-[2-(4,6-Dichloro-7-fluoro-2-methyl-indol-1-yl)-ethylamino]-pyrimidin-4-yl}-3-ethoxy-thiophene-2-carboxylic acid;
 5-{6-[2-(6-Chloro-4-methoxy-2-methyl-indol-1-yl)-ethylamino]-pyrimidin-4-yl}-3-isopropoxy-thiophene-2-carboxylic acid;
 (4-{6-[2-(2-Cyano-4-methoxy-indol-1-yl)-ethylamino]-pyrimidin-4-yl}-2-ethoxy-phenoxy)-acetic acid;
 5-{6-[2-(6-Chloro-4-methoxy-2-methyl-indol-1-yl)-ethylamino]-pyrimidin-4-yl}-3-ethoxy-thiophene-2-carboxylic acid;
 2-Butoxy-4-{6-[2-(2-cyano-7-fluoro-4-methoxy-indol-1-yl)-ethylamino]-pyrimidin-4-yl}-benzoic acid;
 4-{6-[2-(7-Fluoro-4-methoxy-2-methyl-indol-1-yl)-ethylamino]-pyrimidin-4-yl}-2-trifluoromethoxy-phenol;
 3-Ethoxy-5-{6-[2-(3-fluoro-2-methyl-indol-1-yl)-ethylamino]-pyrimidin-4-yl}-thiophene-2-carboxylic acid;
 5-{6-[2-(2-Cyano-3-fluoro-indol-1-yl)-ethylamino]-pyrimidin-4-yl}-3-ethoxy-thiophene-2-carboxylic acid;
 (2-Ethoxy-4-{6-[2-(7-fluoro-2,4-dimethyl-indol-1-yl)-ethylamino]-pyrimidin-4-yl}-phenylamino)-acetic acid;
 2-Butoxy-4-{6-[2-(6,7-difluoro-4-methoxy-2-methyl-indol-1-yl)-ethylamino]-pyrimidin-4-yl}-benzoic acid;
 5-{6-[2-(2,4-Dimethyl-indol-1-yl)-ethylamino]-pyrimidin-4-yl}-3-isopropoxy-thiophene-2-carboxylic acid;
 5-{6-[2-(2,4-Dimethyl-indol-1-yl)-ethylamino]-pyrimidin-4-yl}-3-ethoxy-thiophene-2-carboxylic acid;
 3-(2-Ethoxy-4-{6-[2-(4-methoxy-2-methyl-indol-1-yl)-ethylamino]-pyrimidin-4-yl}-phenyl)-[1,2,4]oxadiazol-5(4H)-one;
 5-{6-[2-(4,6-Dichloro-2-cyano-indol-1-yl)-ethylamino]-pyrimidin-4-yl}-3-ethoxy-thiophene-2-carboxylic acid;
 5-{6-[2-(2-Cyano-5,6-difluoro-4-methyl-indol-1-yl)-ethylamino]-pyrimidin-4-yl}-3-ethoxy-thiophene-2-carboxylic acid;
 5-{6-[2-(2-Cyano-7-fluoro-4-methyl-indol-1-yl)-ethylamino]-pyrimidin-4-yl}-3-ethoxy-thiophene-2-carboxylic acid;
 5-{6-[2-(2-Cyano-7-fluoro-indol-1-yl)-ethylamino]-pyrimidin-4-yl}-3-ethoxy-thiophene-2-carboxylic acid;
 (4-{6-[2-(2-Cyano-7-fluoro-4-methyl-indol-1-yl)-ethylamino]-pyrimidin-4-yl}-2-ethoxy-phenoxy)-acetic acid;
 (4-{6-[2-(2-Cyano-7-fluoro-indol-1-yl)-ethylamino]-pyrimidin-4-yl}-2-ethoxy-phenylamino)-acetic acid;
 1-{2-[6-(3-Ethoxy-4-hydroxy-phenyl)-pyrimidin-4-ylamino]-ethyl}-7-fluoro-4-methoxy-1H-indole-2-carbonitrile;
 5-{6-[2-(2-Cyano-7-fluoro-4-methoxy-indol-1-yl)-ethylamino]-pyrimidin-4-yl}-thiophene-2-carboxylic acid amide;
 5-{6-[2-(2-Cyano-4-methoxy-indol-1-yl)-ethylamino]-pyrimidin-4-yl}-3-fluoro-thiophene-2-carboxylic acid;
 5-{6-[2-(4-Chloro-2-cyano-6,7-difluoro-indol-1-yl)-ethylamino]-pyrimidin-4-yl}-3-fluoro-thiophene-2-carboxylic acid;
 2-Butoxy-4-{6-[2-(2-cyano-7-fluoro-4-methoxy-indol-1-yl)-ethylamino]-pyrimidin-4-yl}-6-fluoro-benzoic acid;
 2-Butoxy-6-chloro-4-{6-[2-(2-cyano-7-fluoro-4-methoxy-indol-1-yl)-ethylamino]-pyrimidin-4-yl}-benzoic acid;
 2-Chloro-4-{6-[2-(2-cyano-7-fluoro-4-methoxy-indol-1-yl)-ethylamino]-pyrimidin-4-yl}-6-propoxy-benzoic acid;
 4-{6-[2-(2-Cyano-7-fluoro-4-methoxy-indol-1-yl)-ethylamino]-pyrimidin-4-yl}-2-fluoro-6-propoxy-benzoic acid;
 5-{6-[2-(4-Chloro-2-cyano-indol-1-yl)-ethylamino]-pyrimidin-4-yl}-3-ethoxy-thiophene-2-carboxylic acid;
 5-{6-[2-(2-Cyano-4-methoxy-indol-1-yl)-ethylamino]-pyrimidin-4-yl}-3-trifluoromethyl-thiophene-2-carboxylic acid;
 5-{6-[2-(4-Chloro-2-cyano-indol-1-yl)-ethylamino]-pyrimidin-4-yl}-3-trifluoromethyl-thiophene-2-carboxylic acid;
 5-{6-[2-(4-Chloro-2-cyano-6,7-difluoro-indol-1-yl)-ethylamino]-pyrimidin-4-yl}-3-trifluoromethyl-thiophene-2-carboxylic acid;
 2-Chloro-4-{6-[2-(2-cyano-7-fluoro-4-methoxy-indol-1-yl)-ethylamino]-pyrimidin-4-yl}-6-isobutoxy-benzoic acid;
 (4-{6-[2-(4-Chloro-2-cyano-indol-1-yl)-ethylamino]-pyrimidin-4-yl}-2-ethoxy-phenylamino)-acetic acid;
 (4-{6-[2-(4-Chloro-2-cyano-6,7-difluoro-indol-1-yl)-ethylamino]-pyrimidin-4-yl}-2-ethoxy-phenylamino)-acetic acid;
 4-{6-[2-(2-Cyano-7-fluoro-4-methoxy-indol-1-yl)-ethylamino]-pyrimidin-4-yl}-2-difluoromethoxy-benzoic acid;
 7-Fluoro-4-methoxy-1-{2-[6-(1-methyl-2-oxo-1,2,3,4-tetrahydro-quinazolin-7-yl)-pyrimidin-4-ylamino]-ethyl}-1H-indole-2-carbonitrile;
 7-Fluoro-4-methoxy-1-{2-[6-(1-methyl-3-oxo-2,3-dihydro-1H-indazol-6-yl)-pyrimidin-4-ylamino]-ethyl}-1H-indole-2-carbonitrile;
 3-{6-[2-(2-Cyano-7-fluoro-4-methoxy-indol-1-yl)-ethylamino]-pyrimidin-4-yl}-5-ethylsulfanyl-benzoic acid;
 7-Fluoro-4-methoxy-1-(2-{6-[4-(3H-[1,2,3]triazol-4-yl)-phenyl]-pyrimidin-4-ylamino}-ethyl)-1H-indole-2-carbon-

itrile;

3-(3-{6-[2-(2-Cyano-7-fluoro-4-methoxy-indol-1-yl)-ethylamino]-pyrimidin-4-yl}-5-ethoxy-phenoxy)-propionic acid;

3-(4-{6-[2-(2-Cyano-7-fluoro-4-methoxy-indol-1-yl)-ethylamino]-pyrimidin-4-yl}-2-ethoxy-phenoxy)-propionic acid;

4-{6-[2-(2-Cyano-7-fluoro-4-methoxy-indol-1-yl)-ethylamino]-pyrimidin-4-yl}-2-ethoxy-3-fluoro-benzoic acid;

4-{6-[2-(2-Cyano-7-fluoro-4-methoxy-indol-1-yl)-ethylamino]-pyrimidin-4-yl}-2-ethoxy-benzenesulfonamide;

1-(2-{6-[3-Ethoxy-4-(3H-[1,2,3]triazol-4-yl)-phenyl]-pyrimidin-4-ylamino}-ethyl)-7-fluoro-4-methoxy-1H-indole-2-carbonitrile;

3-(5-{6-[2-(2-Cyano-7-fluoro-4-methoxy-indol-1-yl)-ethylamino]-pyrimidin-4-yl}-3-ethoxy-thiophen-2-yl)-propionic acid;

7-Fluoro-1-(2-{6-[4-(2-hydroxy-3,4-dioxo-cyclobut-1-enyl)-phenyl]-pyrimidin-4-ylamino}-ethyl)-4-methoxy-1H-indole-2-carbonitrile;

(4-{6-[2-(2-Cyano-7-fluoro-4-methoxy-indol-1-yl)-ethylamino]-pyrimidin-4-yl}-2-ethoxy-phenyl)-oxo-acetic acid;

4-{6-[2-(2-Cyano-7-fluoro-4-methoxy-indol-1-yl)-ethylamino]-pyrimidin-4-yl}-2-propylsulfanyl-benzoic acid;

4-{6-[2-(2-Cyano-6-fluoro-4-methoxy-indol-1-yl)-ethylamino]-pyrimidin-4-yl}-2-propylsulfanyl-benzoic acid;

4-{6-[2-(2-Cyano-7-fluoro-4-methoxy-indol-1-yl)-ethylamino]-pyrimidin-4-yl}-2-isopropylsulfanyl-benzoic acid;

4-{6-[2-(2-Cyano-6-fluoro-4-methoxy-indol-1-yl)-ethylamino]-pyrimidin-4-yl}-2-isopropylsulfanyl-benzoic acid;

4-{6-[2-(2-Cyano-7-fluoro-4-methoxy-indol-1-yl)-ethylamino]-pyrimidin-4-yl}-2-fluoro-6-propyl-benzoic acid;

5-{6-[2-(2-Cyano-5,7-difluoro-4-methyl-indol-1-yl)-ethylamino]-pyrimidin-4-yl}-3-ethoxy-thiophene-2-carboxylic acid;

5-{6-[2-(2-Cyano-6,7-difluoro-4-methyl-indol-1-yl)-ethylamino]-pyrimidin-4-yl}-3-ethoxy-thiophene-2-carboxylic acid;

5-{6-[2-(2-Cyano-6,7-difluoro-4-methoxy-indol-1-yl)-ethylamino]-pyrimidin-4-yl}-3-ethoxy-thiophene-2-carboxylic acid;

(4-{6-[2-(2-Cyano-6,7-difluoro-4-methoxy-indol-1-yl)-ethylamino]-pyrimidin-4-yl}-2-ethoxy-phenoxy)-acetic acid;

(4-{6-[2-(2-Cyano-6,7-difluoro-4-methoxy-indol-1-yl)-ethylamino]-pyrimidin-4-yl}-2-ethoxy-phenylamino)-acetic acid;

4-{6-[2-(2-Cyano-7-fluoro-4-methoxy-indol-1-yl)-ethylamino]-pyrimidin-4-yl}-2-propyl-benzoic acid;

4-{6-[2-(2-Cyano-7-fluoro-4-methoxy-indol-1-yl)-ethylamino]-pyrimidin-4-yl}-2-ethyl-benzoic acid;

4-{6-[2-(2-Cyano-7-fluoro-4-methoxy-indol-1-yl)-ethylamino]-pyrimidin-4-yl}-2-isobutoxy-benzoic acid;

4-{6-[2-(2-Cyano-7-fluoro-4-methoxy-indol-1-yl)-ethylamino]-pyrimidin-4-yl}-2-propoxy-benzoic acid;

4-{6-[2-(2-Cyano-7-fluoro-4-methyl-indol-1-yl)-ethylamino]-pyrimidin-4-yl}-2-ethylsulfanyl-benzoic acid;

4-{6-[2-(2-Cyano-4-methoxy-indol-1-yl)-ethylamino]-pyrimidin-4-yl}-2-ethylsulfanyl-benzoic acid;

4-{6-[2-(2-Cyano-7-fluoro-4-methoxy-indol-1-yl)-ethylamino]-pyrimidin-4-yl}-2-ethylsulfanyl-benzoic acid;

4-{6-[2-(2-Cyano-6-fluoro-4-methoxy-indol-1-yl)-ethylamino]-pyrimidin-4-yl}-2-ethylsulfanyl-benzoic acid;

4-{6-[2-(2-Cyano-6,7-difluoro-4-methoxy-indol-1-yl)-ethylamino]-pyrimidin-4-yl}-2-ethylsulfanyl-benzoic acid;

4-{6-[2-(2-Cyano-6,7-difluoro-4-methyl-indol-1-yl)-ethylamino]-pyrimidin-4-yl}-2-ethoxy-benzoic acid;

4-{6-[2-(2-Cyano-4-methoxy-indol-1-yl)-ethylamino]-pyrimidin-4-yl}-2-methylamino-benzoic acid;

2-{6-[2-(2-Cyano-7-fluoro-4-methoxy-indol-1-yl)-ethylamino]-pyrimidin-4-yl}-1H-indole-5-carboxylic acid;

7-Fluoro-1-{2-[6-(1H-indol-2-yl)-pyrimidin-4-ylamino]-ethyl}-4-methoxy-1H-indole-2-carbonitrile;

2-{6-[2-(2-Cyano-7-fluoro-4-methoxy-indol-1-yl)-ethylamino]-pyrimidin-4-yl}-1H-indole-5-carboxylic acid methyl ester;

7-Fluoro-1-(2-{6-[4-(2-hydroxy-ethoxy)-phenyl]-pyrimidin-4-ylamino}-ethyl)-4-methoxy-1H-indole-2-carbonitrile;

7-Fluoro-1-{2-[6-(1H-indol-6-yl)-pyrimidin-4-ylamino]-ethyl}-4-methoxy-1H-indole-2-carbonitrile;

7-Fluoro-4-methoxy-1-{2-[6-(1H-pyrrolo[2,3-c]pyridin-3-yl)-pyrimidin-4-ylamino]-ethyl}-1H-indole-2-carbonitrile;

7-Fluoro-1-{2-[6-(1H-indol-3-yl)-pyrimidin-4-ylamino]-ethyl}-4-methoxy-1H-indole-2-carbonitrile;

7-Fluoro-4-methoxy-1-{2-[6-(2-oxo-1,2,3,4-tetrahydro-quinazolin-6-yl)-pyrimidin-4-ylamino]-ethyl}-1H-indole-2-carbonitrile;

N-(4-{6-[2-(2-Cyano-7-fluoro-4-methoxy-indol-1-yl)-ethylamino]-pyrimidin-4-yl}-phenyl)-formamide;

7-Fluoro-4-methoxy-1-{2-[6-(2-oxo-2,3-dihydro-benzooxazol-6-yl)-pyrimidin-4-ylamino]-ethyl}-1H-indole-2-carbonitrile;

7-Fluoro-4-methoxy-1-{2-[6-(3-methyl-2-oxo-2,3-dihydro-benzooxazol-5-yl)-pyrimidin-4-ylamino]-ethyl}-1H-indole-2-carbonitrile;

7-Fluoro-1-{2-[6-(1H-indazol-5-yl)-pyrimidin-4-ylamino]-ethyl}-4-methoxy-1H-indole-2-carbonitrile;

7-Fluoro-4-methoxy-1-{2-[6-(1 H-pyrrolo[2,3-b]pyridin-3-yl)-pyrimidin-4-ylamino]-ethyl}-1 H-indole-2-carbonitrile;
 7-Fluoro-4-methoxy-1-{2-[6-(1H-pyrrolo[2,3-b]pyridin-5-yl)-pyrimidin-4-ylamino]-ethyl}-1H-indole-2-carbonitrile;
 5 7-Fluoro-4-methoxy-1-{2-[6-(1-methyl-1H-pyrrolo[2,3-b]pyridin-5-yl)-pyrimidin-4-ylamino]-ethyl}-1H-indole-2-carbonitrile;
 1-(4-{6-[2-(2-Cyano-7-fluoro-4-methoxy-indol-1-yl)-ethylamino]-pyrimidin-4-yl}-2-methoxy-phenyl)-3-ethyl-urea;
 1-{2-[6-(1H-Benzimidazol-5-yl)-pyrimidin-4-ylamino]-ethyl}-7-fluoro-4-methoxy-1H-indole-2-carbonitrile;
 10 1-{2-[6-(3H-Benzotriazol-5-yl)-pyrimidin-4-ylamino]-ethyl}-7-fluoro-4-methoxy-1H-indole-2-carbonitrile;
 7-Fluoro-4-methoxy-1-{2-[6-(1-oxo-1,2,3,4-tetrahydro-isoquinolin-6-yl)-pyrimidin-4-ylamino]-ethyl}-1H-indole-2-carbonitrile;
 1-{2-[6-(3-Ethoxy-4-formyl-phenyl)-pyrimidin-4-ylamino]-ethyl}-7-fluoro-4-methoxy-1H-indole-2-carbonitrile;
 7-Fluoro-1-{2-[6-(1H-indol-5-yl)-pyrimidin-4-ylamino]-ethyl}-4-methoxy-1H-indole-2-carbonitrile;
 15 4-{6-[2-(2-Cyano-7-fluoro-4-methoxy-indol-1-yl)-ethylamino]-pyrimidin-4-yl}-2-fluoro-benzoic acid methyl ester;
 7-Fluoro-1-{2-[6-(4-hydroxy-3-trifluoromethyl-phenyl)-pyrimidin-4-ylamino]-ethyl}-4-methoxy-1H-indole-2-carbonitrile;
 3-{6-[2-(2-Cyano-7-fluoro-4-methoxy-indol-1-yl)-ethylamino]-pyrimidin-4-yl}-5-ethoxy-benzoic acid;
 5-{6-[2-(2-Cyano-7-fluoro-4-methoxy-indol-1-yl)-ethylamino]-pyrimidin-4-yl}-thiophene-3-carboxylic acid ethyl
 20 ester;
 4-{6-[2-(2-Cyano-7-fluoro-4-methoxy-indol-1-yl)-ethylamino]-pyrimidin-4-yl}-2-methylamino-benzoic acid;
 4-{6-[2-(5,7-Difluoro-2,4-dimethyl-indol-1-yl)-ethylamino]-pyrimidin-4-yl}-2-methylamino-benzoic acid;
 3-{5-{6-[2-(7-Fluoro-4-methoxy-2-methyl-indol-1-yl)-ethylamino]-pyrimidin-4-yl}-3-isopropoxy-thiophen-2-yl)-propionic acid;
 25 3-{3-Ethoxy-5-{6-[2-(7-fluoro-4-methoxy-2-methyl-indol-1-yl)-ethylamino]-pyrimidin-4-yl}-thiophen-2-yl)-propionic acid;
 (E)-3-{3-Ethoxy-5-{6-[2-(7-fluoro-4-methoxy-2-methyl-indol-1-yl)-ethylamino]-pyrimidin-4-yl}-thiophen-2-yl)-acrylic acid;
 4-{6-[2-(6-Fluoro-4-methoxy-2-methyl-indol-1-yl)-ethylamino]-pyrimidin-4-yl}-2-methylamino-benzoic acid;
 30 3-Chloro-5-{6-[2-(4-chloro-2-cyano-indol-1-yl)-ethylamino]-pyrimidin-4-yl}-thiophene-2-carboxylic acid;
 3-Chloro-5-{6-[2-(4-chloro-2-cyano-6,7-difluoro-indol-1-yl)-ethylamino]-pyrimidin-4-yl}-thiophene-2-carboxylic acid;
 N-(3-Ethoxy-5-{6-[2-(7-fluoro-4-methoxy-2-methyl-indol-1-yl)-ethylamino]-pyrimidin-4-yl}-thiophene-2-carbon-yl)-methanesulfonamide;
 35 5-{6-[2-(2-Cyano-7-fluoro-4-methoxy-indol-1-yl)-ethylamino]-pyrimidin-4-yl}-3-ethoxy-thiophene-2-carboxylic acid ethylamide;
 5-{6-[2-(2-Cyano-7-fluoro-4-methoxy-indol-1-yl)-ethylamino]-pyrimidin-4-yl}-3-ethoxy-thiophene-2-carboxylic acid dimethylamide;
 5-{6-[2-(2-Cyano-7-fluoro-4-methoxy-indol-1-yl)-ethylamino]-pyrimidin-4-yl}-3-ethoxy-thiophene-2-carboxylic acid (2-hydroxy-ethyl)-amide;
 40 5-{6-[2-(2-Cyano-7-fluoro-4-methoxy-indol-1-yl)-ethylamino]-pyrimidin-4-yl}-3-ethoxy-thiophene-2-carboxylic acid isopropylamide;
 5-{6-[2-(2-Cyano-7-fluoro-4-methoxy-indol-1-yl)-ethylamino]-pyrimidin-4-yl}-3-ethoxy-thiophene-2-carboxylic acid (2-methoxy-ethyl)-amide;
 45 5-{6-((2-(2-cyano-7-fluoro-4-methoxy-1H-indol-1-yl)ethyl)amino)pyrimidin-4-yl}-3-ethoxy-N-sulfamoylthiophene-2-carboxamide;
 5-{6-[2-(2-Cyano-7-fluoro-4-methoxy-indol-1-yl)-ethylamino]-pyrimidin-4-yl}-3-ethoxy-thiophene-2-carboxylic acid hydroxyamide;
 (3-Ethoxy-5-{6-[2-(7-fluoro-4-methoxy-2-methyl-indol-1-yl)-ethylamino]-pyrimidin-4-yl}-thiophen-2-yl)-metha-
 50 nol;
 2-{6-[2-(7-Fluoro-4-methoxy-2-methyl-indol-1-yl)-ethylamino]-pyrimidin-4-yl}-4-isopropoxy-thiazole-5-carboxylic acid;
 2-{6-[2-(7-Fluoro-4-methoxy-2-methyl-indol-1-yl)-ethylamino]-pyrimidin-4-yl}-4-methoxy-thiazole-5-carboxylic acid;
 55 4-Ethoxy-2-{6-[2-(7-fluoro-4-methoxy-2-methyl-indol-1-yl)-ethylamino]-pyrimidin-4-yl}-thiazole-5-carboxylic acid;
 2-{6-[2-(7-Fluoro-4-methoxy-2-methyl-indol-1-yl)-ethylamino]-pyrimidin-4-yl}-4-propoxy-thiazole-5-carboxylic acid;

2-{6-[2-(7-Fluoro-4-methoxy-2-methyl-indol-1-yl)-ethylamino]-pyrimidin-4-yl}-4-isobutyl-thiazole-5-carboxylic acid;
 5-{6-[2-(2-Cyano-7-fluoro-4-methoxy-indol-1-yl)-ethylamino]-pyrimidin-4-yl}-3-ethoxy-thiophene-2-carboxylic acid carboxymethyl ester;
 5-{6-[2-(2-Cyano-7-fluoro-4-methoxy-indol-1-yl)-ethylamino]-pyrimidin-4-yl}-3-ethoxy-thiophene-2-carboxylic acid dimethylcarbamoylmethyl ester;
 5-{6-[2-(2-Cyano-7-fluoro-4-methoxy-indol-1-yl)-ethylamino]-pyrimidin-4-yl}-3-ethoxy-thiophene-2-carboxylic acid butyryloxymethyl ester;
 5-{6-[2-(2-Cyano-7-fluoro-4-methoxy-indol-1-yl)-ethylamino]-pyrimidin-4-yl}-3-ethoxy-thiophene-2-carboxylic acid ethoxycarbonyloxymethyl ester;
 5-{6-[2-(2-Cyano-7-fluoro-4-methoxy-indol-1-yl)-ethylamino]-pyrimidin-4-yl}-3-ethoxy-thiophene-2-carboxylic acid 5-methyl-2-oxo-[1,3]dioxol-4-ylmethyl ester;
 5-{6-[2-(2-Cyano-7-fluoro-4-methoxy-indol-1-yl)-ethylamino]-pyrimidin-4-yl}-3-ethoxy-thiophene-2-carboxylic acid 2-dimethylamino-ethyl ester;
 5-{6-[2-(2-Cyano-7-fluoro-4-methoxy-indol-1-yl)-ethylamino]-pyrimidin-4-yl}-3-ethoxy-thiophene-2-carboxylic acid phenyl ester;
 (4-{6-[2-(2-Cyano-7-fluoro-4-methoxy-indol-1-yl)-ethylamino]-pyrimidin-4-yl}-2-methoxy-phenyl)-propynoic acid ethyl ester;
 {6-[4-Ethoxy-5-(1H-tetrazol-5-yl)-thiophen-2-yl]-pyrimidin-4-yl}-[2-(7-fluoro-4-methoxy-2-methyl-indol-1-yl)-ethyl]-amine;
 3-Ethoxy-5-{6-[2-(7-fluoro-4-methoxy-2-methyl-indol-1-yl)-ethylamino]-pyrimidin-4-yl}-N-hydroxy-thiophene-2-carboxamidine;
 3-(3-Ethoxy-5-{6-[2-(7-fluoro-4-methoxy-2-methyl-indol-1-yl)-ethylamino]-pyrimidin-4-yl}-thiophen-2-yl)-[1,2,4]oxadiazol-5(4H)-one;
 5-{6-[2-(3,7-Difluoro-4-methoxy-2-methyl-indol-1-yl)-ethylamino]-pyrimidin-4-yl}-3-ethoxy-thiophene-2-carboxylic acid;
 [2-(7-Fluoro-4-methoxy-2-methyl-indol-1-yl)-ethyl]-{6-[5-(2H-tetrazol-5-yl)-4-trifluoromethyl-thiophen-2-yl]-pyrimidin-4-yl}-amine;
 5-{6-[2-(7-Fluoro-4-methoxy-2-methyl-indol-1-yl)-ethylamino]-pyrimidin-4-yl}-N-hydroxy-3-trifluoromethyl-thiophene-2-carboxamidine;
 3-(5-{6-[2-(7-Fluoro-4-methoxy-2-methyl-indol-1-yl)-ethylamino]-pyrimidin-4-yl}-3-trifluoromethyl-thiophen-2-yl)-[1,2,4]oxadiazol-5(4H)-one;
 4-{6-[2-(2-Cyano-7-fluoro-4-methoxy-indol-1-yl)-ethylamino]-pyrimidin-4-yl}-2-ethoxy-N-hydroxy-benzamide;
 5-(3-Ethoxy-5-{6-[2-(7-fluoro-4-methoxy-2-methyl-indol-1-yl)-ethylamino]-pyrimidin-4-yl}-thiophen-2-yl)-isoxazol-3-ol;
 5-{6-[2-(7-Fluoro-4-methoxy-2-methyl-indol-1-yl)-ethylamino]-pyrimidin-4-yl}-3-pyridin-2-yl-thiophene-2-carboxylic acid;
 [6-(4-Ethylamino-thiophen-2-yl)-pyrimidin-4-yl]-[2-(7-fluoro-2,4-dimethyl-indol-1-yl)-ethyl]-amine;
 [6-(4-Ethylamino-thiophen-2-yl)-pyrimidin-4-yl]-[2-(6-fluoro-2,4-dimethyl-indol-1-yl)-ethyl]-amine;
 [6-(4-Ethylamino-thiophen-2-yl)-pyrimidin-4-yl]-[2-(6-fluoro-4-methoxy-2-methyl-indol-1-yl)-ethyl]-amine;
 N-Ethyl-N-(5-{6-[2-(7-fluoro-4-methoxy-2-methyl-indol-1-yl)-ethylamino]-pyrimidin-4-yl}-thiophen-3-yl)-formamide;
 N-(3-Ethoxy-5-{6-[2-(7-fluoro-4-methoxy-2-methyl-indol-1-yl)-ethylamino]-pyrimidin-4-yl}-thiophen-2-yl)-formamide;
 N-(3-Ethoxy-5-{6-[2-(7-fluoro-4-methoxy-2-methyl-indol-1-yl)-ethylamino]-pyrimidin-4-yl}-thiophen-2-yl)-propionamide;
 N-(3-Ethoxy-5-{6-[2-(7-fluoro-4-methoxy-2-methyl-indol-1-yl)-ethylamino]-pyrimidin-4-yl}-thiophen-2-yl)-3-hydroxy-propionamide;
 (3-Ethoxy-5-{6-[2-(7-fluoro-4-methoxy-2-methyl-indol-1-yl)-ethylamino]-pyrimidin-4-yl}-thiophen-2-yl)-urea;
 and
 5-{6-[2-(2-Cyano-3,7-difluoro-4-methoxy-indol-1-yl)-ethylamino]-pyrimidin-4-yl}-3-trifluoromethyl-thiophene-2-carboxylic acid;
 or a pharmaceutically acceptable salt thereof.

12. A compound according to claim 1 selected from the group consisting of:

3-Chloro-5-{6-[2-(4-chloro-7-fluoro-2-methyl-indol-1-yl)-ethylamino]-pyrimidin-4-yl}-thiophene-2-carboxylic acid;

3-Chloro-5-{6-[2-(6-fluoro-2,4-dimethyl-indol-1-yl)-ethylamino]-pyrimidin-4-yl}-thiophene-2-carboxylic acid;
 (2-Chloro-4-{6-[2-(7-fluoro-4-methoxy-2-methyl-indol-1-yl)-ethylamino]-pyrimidin-4-yl}-phenyl)-methanol;
 5-{6-[2-(7-Fluoro-2,4-dimethyl-indol-1-yl)-ethylamino]-pyrimidin-4-yl}-3-methyl-thiophene-2-carboxylic acid;
 [6-(2,3-Dihydro-1H-indol-5-yl)-pyrimidin-4-yl]-[2-(7-fluoro-4-methoxy-2-methyl-indol-1-yl)-ethyl]-amine;
 5 [2-(6-Fluoro-2,4-dimethyl-indol-1-yl)-ethyl]-[6-[4-(1H-imidazol-4-yl)-phenyl]-pyrimidin-4-yl]-amine;
 [2-(4-Methoxy-2-methyl-indol-1-yl)-ethyl]-[6-[4-(2H-pyrazol-3-yl)-phenyl]-pyrimidin-4-yl]-amine;
 {6-[4-(1H-Imidazol-4-yl)-phenyl]-pyrimidin-4-yl}-[2-(4-methoxy-2-methyl-indol-1-yl)-ethyl]-amine;
 [2-(7-Fluoro-4-methoxy-2-methyl-indol-1-yl)-ethyl]-[6-(2-methyl-1H-benzimidazol-5-yl)-pyrimidin-4-yl]-amine;
 3-Ethyl-5-{6-[2-(7-fluoro-2,4-dimethyl-indol-1-yl)-ethylamino]-pyrimidin-4-yl}-thiophene-2-carboxylic acid;
 10 3-Fluoro-5-{6-[2-(7-fluoro-4-methoxy-2-methyl-indol-1-yl)-ethylamino]-pyrimidin-4-yl}-thiophene-2-carboxylic acid;
 3-Fluoro-5-{6-[2-(6-fluoro-4-methoxy-2-methyl-indol-1-yl)-ethylamino]-pyrimidin-4-yl}-thiophene-2-carboxylic acid;
 (4-{6-[2-(7-Fluoro-4-methoxy-2-methyl-indol-1-yl)-ethylamino]-pyrimidin-4-yl}-2-methoxy-phenyl)-methanol;
 15 (2-Ethoxy-4-{6-[2-(7-fluoro-4-methoxy-2-methyl-indol-1-yl)-ethylamino]-pyrimidin-4-yl}-phenyl)-methanol;
 [2-(6,7-Difluoro-2,4-dimethyl-indol-1-yl)-ethyl]-[6-[4-(1H-imidazol-4-yl)-phenyl]-pyrimidin-4-yl]-amine;
 5-{6-[2-(4,5-Difluoro-2-methyl-indol-1-yl)-ethylamino]-pyrimidin-4-yl}-3-ethoxy-thiophene-2-carboxylic acid;
 5-{6-[2-(5-Chloro-7-fluoro-2-methyl-indol-1-yl)-ethylamino]-pyrimidin-4-yl}-3-ethoxy-thiophene-2-carboxylic acid;
 20 2-Ethylamino-4-{6-[2-(6-fluoro-2,4-dimethyl-indol-1-yl)-ethylamino]-pyrimidin-4-yl}-benzoic acid;
 2-Ethylamino-4-{6-[2-(7-fluoro-2,4-dimethyl-indol-1-yl)-ethylamino]-pyrimidin-4-yl}-benzoic acid;
 2-Ethylamino-4-{6-[2-(4-methoxy-2-methyl-indol-1-yl)-ethylamino]-pyrimidin-4-yl}-benzoic acid;
 3-Ethoxy-5-{6-[2-(4-methoxy-2,7-dimethyl-indol-1-yl)-ethylamino]-pyrimidin-4-yl}-thiophene-2-carboxylic acid;
 3-Ethoxy-5-{6-[2-(5,6,7-trifluoro-2-methyl-indol-1-yl)-ethylamino]-pyrimidin-4-yl}-thiophene-2-carboxylic acid;
 25 [2-(6,7-Difluoro-4-methoxy-2-methyl-indol-1-yl)-ethyl]-[6-(4-[1,2,4]oxadiazol-5-yl-phenyl)-pyrimidin-4-yl]-amine;
 [2-(6-Fluoro-4-methoxy-2-methyl-indol-1-yl)-ethyl]-[6-[4-(1-methyl-1H-pyrazol-3-yl)-phenyl]-pyrimidin-4-yl]-amine;
 3-(4-{6-[2-(6-Fluoro-4-methoxy-2-methyl-indol-1-yl)-ethylamino]-pyrimidin-4-yl}-phenyl)-4H-[1,2,4]oxadiazol-5-one;
 30 4-{6-[2-(7-Fluoro-4-methoxy-2-methyl-indol-1-yl)-ethylamino]-pyrimidin-4-yl}-2-propyl-benzoic acid;
 1-Ethyl-3-(2-methoxy-4-{6-[2-(4-methoxy-2-methyl-indol-1-yl)-ethylamino]-pyrimidin-4-yl}-phenyl)-urea;
 2-Chloro-6-ethylamino-4-{6-[2-(7-fluoro-4-methoxy-2-methyl-indol-1-yl)-ethylamino]-pyrimidin-4-yl}-benzoic acid;
 35 [2-(7-Fluoro-4-methoxy-2-methyl-indol-1-yl)-ethyl]-[6-quinolin-6-yl-pyrimidin-4-yl]-amine;
 2-Ethylamino-6-fluoro-4-{6-[2-(7-fluoro-2,4-dimethyl-indol-1-yl)-ethylamino]-pyrimidin-4-yl}-benzoic acid;
 4-{6-[2-(7-Chloro-4-methoxy-2-methyl-indol-1-yl)-ethylamino]-pyrimidin-4-yl}-2-ethylamino-benzoic acid;
 2-Chloro-4-{6-[2-(6-fluoro-2,4-dimethyl-indol-1-yl)-ethylamino]-pyrimidin-4-yl}-6-propyl-benzoic acid;
 2-Chloro-4-{6-[2-(7-fluoro-2,4-dimethyl-indol-1-yl)-ethylamino]-pyrimidin-4-yl}-6-propyl-benzoic acid;
 40 2-Fluoro-4-{6-[2-(7-fluoro-2,4-dimethyl-indol-1-yl)-ethylamino]-pyrimidin-4-yl}-6-propyl-benzoic acid;
 4-{6-[2-(5,7-Difluoro-2,4-dimethyl-indol-1-yl)-ethylamino]-pyrimidin-4-yl}-2-ethoxy-benzoic acid;
 2-Chloro-4-{6-[2-(4-methoxy-2-methyl-indol-1-yl)-ethylamino]-pyrimidin-4-yl}-6-propyl-benzoic acid;
 {6-[4-(2-Amino-5-methyl-thiazol-4-yl)-phenyl]-pyrimidin-4-yl}-[2-(7-fluoro-4-methoxy-2-methyl-indol-1-yl)-ethyl]-amine;
 45 5-{6-[2-(7-Fluoro-4-methoxy-2-methyl-indol-1-yl)-ethylamino]-pyrimidin-4-yl}-3-propyl-2,3-dihydro-isoindol-1-one;
 2-Cyclobutoxy-4-{6-[2-(7-fluoro-4-methoxy-2-methyl-indol-1-yl)-ethylamino]-pyrimidin-4-yl}-benzoic acid;
 4-{6-[2-(2-Cyano-6-fluoro-4-methoxy-indol-1-yl)-ethylamino]-pyrimidin-4-yl}-2-ethoxy-benzoic acid;
 2-Ethylamino-6-fluoro-4-{6-[2-(7-fluoro-4-methoxy-2-methyl-indol-1-yl)-ethylamino]-pyrimidin-4-yl}-benzoic acid;
 50 id;
 4-{6-[2-(6,7-Difluoro-4-methoxy-2-methyl-indol-1-yl)-ethylamino]-pyrimidin-4-yl}-2-ethoxy-benzoic acid;
 4-{6-[2-(7-Fluoro-4-methoxy-2-methyl-indol-1-yl)-ethylamino]-pyrimidin-4-yl}-2-propoxy-benzoic acid;
 4-{6-[2-(5,7-Difluoro-2,4-dimethyl-indol-1-yl)-ethylamino]-pyrimidin-4-yl}-2-isobutyl-benzoic acid;
 2-Chloro-4-{6-[2-(7-fluoro-4-methoxy-2-methyl-indol-1-yl)-ethylamino]-pyrimidin-4-yl}-6-propyl-benzoic acid;
 55 2-Fluoro-4-{6-[2-(7-fluoro-4-methoxy-2-methyl-indol-1-yl)-ethylamino]-pyrimidin-4-yl}-6-propyl-benzoic acid;
 2-Fluoro-4-{6-[2-(6-fluoro-4-methoxy-2-methyl-indol-1-yl)-ethylamino]-pyrimidin-4-yl}-6-propyl-benzoic acid;
 2-Butoxy-4-{6-[2-(7-fluoro-2,4-dimethyl-indol-1-yl)-ethylamino]-pyrimidin-4-yl}-benzoic acid;
 4-{6-[2-(7-Fluoro-2,4-dimethyl-indol-1-yl)-ethylamino]-pyrimidin-4-yl}-2-isobutoxy-benzoic acid;

4-{6-[2-(7-Fluoro-4-methoxy-2-methyl-indol-1-yl)-ethylamino]-pyrimidin-4-yl}-2-isobutyl-benzoic acid;
 2-(4-{6-[2-(7-Fluoro-2,4-dimethyl-indol-1-yl)-ethylamino]-pyrimidin-4-yl}-phenyl)-thiazole-4-carboxylic acid;
 [2-(6-Fluoro-2,4-dimethyl-indol-1-yl)-ethyl]-{6-[4-(2-methyl-1H-imidazol-4-yl)-phenyl]-pyrimidin-4-yl}-amine;
 2-(4-{6-[2-(4-Methoxy-2-methyl-indol-1-yl)-ethylamino]-pyrimidin-4-yl}-phenyl)-thiazole-4-carboxylic acid;
 5 4-{6-[2-(7-Fluoro-4-methoxy-2-methyl-indol-1-yl)-ethylamino]-pyrimidin-4-yl}-2-trifluoromethyl-benzenesulfon-
 amide;
 {6-[4-(5-Amino-[1,3,4]thiadiazol-2-yl)-phenyl]-pyrimidin-4-yl}-[2-(6-fluoro-2,4-dimethyl-indol-1-yl)-ethyl]-amine;
 [2-(6,7-Difluoro-2,4-dimethyl-indol-1-yl)-ethyl]-{6-[4-(2-methyl-1H-imidazol-4-yl)-phenyl]-pyrimidin-4-yl}-amine;
 10 4-(4-{6-[2-(6-Fluoro-4-methoxy-2-methyl-indol-1-yl)-ethylamino]-pyrimidin-4-yl}-phenyl)-thiazole-2-carboxylic
 acid;
 [2-(6-Fluoro-4-methoxy-2-methyl-indol-1-yl)-ethyl]-{6-[4-(5-methyl-1H-pyrazol-3-yl)-phenyl]-pyrimidin-4-
 yl}-amine;
 4-{6-[2-(7-Fluoro-4-methoxy-2-methyl-indol-1-yl)-ethylamino]-pyrimidin-4-yl}-2-(2,2,2-trifluoro-ethylami-
 no)-benzoic acid;
 15 2-Cyclopentyloxy-4-{6-[2-(7-fluoro-4-methoxy-2-methyl-indol-1-yl)-ethylamino]-pyrimidin-4-yl}-benzoic acid;
 2-Butoxy-4-{6-[2-(6-fluoro-4-methoxy-2-methyl-indol-1-yl)-ethylamino]-pyrimidin-4-yl}-benzoic acid;
 4-{6-[2-(6-Fluoro-4-methoxy-2-methyl-indol-1-yl)-ethylamino]-pyrimidin-4-yl}-2-isobutoxy-benzoic acid;
 4-{6-[2-(7-Fluoro-4-methoxy-2-methyl-indol-1-yl)-ethylamino]-pyrimidin-4-yl}-2-isobutoxy-benzoic acid;
 4-{6-[2-(6,7-Difluoro-4-methoxy-2-methyl-indol-1-yl)-ethylamino]-pyrimidin-4-yl}-2-isobutyl-benzoic acid;
 20 4-{6-[2-(7-Fluoro-4-methoxy-2-methyl-indol-1-yl)-ethylamino]-2-methyl-pyrimidin-4-yl}-2-isobutyl-benzoic acid;
 2-Chloro-4-{6-[2-(5,7-difluoro-2,4-dimethyl-indol-1-yl)-ethylamino]-pyrimidin-4-yl}-6-propoxy-benzoic acid;
 4-{6-[2-(6,7-Difluoro-4-methoxy-2-methyl-indol-1-yl)-ethylamino]-pyrimidin-4-yl}-2-fluoro-6-propoxy-benzoic
 acid;
 4-{6-[2-(6,7-Difluoro-4-methoxy-2-methyl-indol-1-yl)-ethylamino]-pyrimidin-4-yl}-2-(2,2,2-trifluoro-ethylami-
 no)-benzoic acid;
 25 [2-(5-Chloro-7-methyl-[1,3]dioxolo[4,5-e]indol-6-yl)-ethyl]-{6-[3-ethylamino-4-(1H-tetrazol-5-yl)-phenyl]-pyrimi-
 din-4-yl}-amine;
 {6-[3-Ethoxy-4-(1H-tetrazol-5-yl)-phenyl]-pyrimidin-4-yl}-[2-(7-fluoro-2,4-dimethyl-indol-1-yl)-ethyl]-amine;
 {6-[3-Ethoxy-4-(1H-tetrazol-5-yl)-phenyl]-pyrimidin-4-yl}-[2-(4-methoxy-2-methyl-indol-1-yl)-ethyl]-amine;
 30 3-(4-{6-[2-(6-Chloro-4-methoxy-2-methyl-indol-1-yl)-ethylamino]-pyrimidin-4-yl}-phenyl)-4H-[1,2,4]oxadiazol-
 5-one;
 2-Chloro-4-{6-[2-(6-fluoro-4-methoxy-2-methyl-indol-1-yl)-ethylamino]-pyrimidin-4-yl}-6-isobutoxy-benzoic ac-
 id;
 [2-(6-Fluoro-2,4-dimethyl-indol-1-yl)-ethyl]-[6-(1H-indol-5-yl)-pyrimidin-4-yl]-amine;
 35 [2-(7-Fluoro-2,4-dimethyl-indol-1-yl)-ethyl]-[6-(1H-indol-5-yl)-pyrimidin-4-yl]-amine;
 [2-(6-Fluoro-4-methoxy-2-methyl-indol-1-yl)-ethyl]-[6-(1H-indol-5-yl)-pyrimidin-4-yl]-amine;
 [2-(6-Fluoro-4-methoxy-2-methyl-indol-1-yl)-ethyl]-[6-(1-methyl-1H-indol-5-yl)-pyrimidin-4-yl]-amine;
 [2-(7-Fluoro-4-methoxy-2-methyl-indol-1-yl)-ethyl]-[6-(1-methyl-1H-indol-5-yl)-pyrimidin-4-yl]-amine;
 [2-(6,7-Difluoro-4-methoxy-2-methyl-indol-1-yl)-ethyl]-[6-(1-methyl-1H-indol-5-yl)-pyrimidin-4-yl]-amine;
 40 2-Chloro-4-{6-[2-(6-fluoro-4-methoxy-2-methyl-indol-1-yl)-ethylamino]-pyrimidin-4-yl}-6-(2,2,2-trifluoro-
 ethoxy)-benzoic acid;
 2-Chloro-4-{6-[2-(6,7-difluoro-4-methoxy-2-methyl-indol-1-yl)-ethylamino]-pyrimidin-4-yl}-6-(2,2,2-trifluoro-
 ethoxy)-benzoic acid;
 2-Chloro-4-{6-[2-(7-fluoro-4-methoxy-2-methyl-indol-1-yl)-ethylamino]-pyrimidin-4-yl}-6-(2,2,2-trifluoro-
 ethoxy)-benzoic acid;
 45 [2-(6-Fluoro-4-methoxy-2-methyl-indol-1-yl)-ethyl]-[6-(4-pyrazin-2-yl-phenyl)-pyrimidin-4-yl]-amine;
 6-{6-[2-(7-Chloro-5-fluoro-4-methoxy-2-methyl-indol-1-yl)-ethylamino]-pyrimidin-4-yl}-1,2-dihydro-indazol-3-
 one;
 3-Ethoxy-5-{6-[2-(7-fluoro-4-methoxy-2-methyl-indol-1-yl)-1-methyl-ethylamino]-pyrimidin-4-yl}-thiophene-2-
 50 carboxylic acid;
 5-{6-[2-(7-Fluoro-4-methoxy-2-methyl-indol-1-yl)-ethylamino]-pyrimidin-4-yl}-3-hydroxy-thiophene-2-carboxyl-
 ic acid;
 1-(3-Ethoxy-5-{6-[2-(7-fluoro-4-methoxy-2-methyl-indol-1-yl)-ethylamino]-pyrimidin-4-yl}-thiophen-2-yl)-etha-
 nol;
 55 (2-Ethoxy-4-{6-[2-(7-fluoro-4-methoxy-2-methyl-indol-1-yl)-ethylamino]-pyrimidin-4-yl}-phenylamino)-acetic
 acid methyl ester;
 7-Fluoro-4-methoxy-1-{2-[6-(2-trifluoromethyl-pyridin-4-yl)-pyrimidin-4-ylamino]-ethyl}-1H-indole-2-carboni-
 trile;

3-{6-[2-(2-Cyano-7-fluoro-4-methoxy-indol-1-yl)-ethylamino]-pyrimidin-4-yl}-5-methoxy-benzoic acid;
 7-Fluoro-4-methoxy-1-{2-[6-(2-oxo-2,3-dihydro-1H-benzimidazol-5-yl)-pyrimidin-4-ylamino]-ethyl}-1H-indole-2-carbonitrile;
 4-{6-[2-(2-Cyano-7-fluoro-4-methoxy-indol-1-yl)-ethylamino]-pyrimidin-4-yl}-N-(2-methoxy-ethyl)-benzamide;
 7-Fluoro-1-[2-(6-imidazo[1,2-a]pyridin-6-yl-pyrimidin-4-ylamino)-ethyl]-4-methoxy-1H-indole-2-carbonitrile;
 7-Fluoro-1-{2-[6-(2-oxo-2,3-dihydro-1H-benzo[d]imidazol-5-yl)-pyrimidin-4-ylamino]-ethyl}-4-methoxy-1H-indole-2-carbonitrile;
 1-{2-[6-(2-Cyclopropyl-pyridin-4-yl)-pyrimidin-4-ylamino]-ethyl}-7-fluoro-4-methoxy-1H-indole-2-carbonitrile;
 1-{2-[6-(2-Azetidin-1-yl-pyridin-4-yl)-pyrimidin-4-ylamino]-ethyl}-7-fluoro-4-methoxy-1H-indole-2-carbonitrile;
 4-{6-[2-(2-Cyano-7-fluoro-4-methoxy-indol-1-yl)-ethylamino]-pyrimidin-4-yl}-benzoic acid;
 7-Fluoro-4-methoxy-1-{2-[6-(2-methyl-3-oxo-2,3-dihydro-1H-indazol-6-yl)-pyrimidin-4-ylamino]-ethyl}-1H-indole-2-carbonitrile;
 7-Fluoro-4-methoxy-1-{2-[6-(3-methoxy-1H-indazol-6-yl)-pyrimidin-4-ylamino]-ethyl}-1H-indole-2-carbonitrile;
 (4-{6-[2-(4-Chloro-2-cyano-6,7-difluoro-indol-1-yl)-ethylamino]-pyrimidin-4-yl}-2-ethoxy-phenoxy)-acetic acid;
 5-{6-[2-(4-Chloro-2-cyano-indol-1-yl)-ethylamino]-pyrimidin-4-yl}-3-fluoro-thiophene-2-carboxylic acid;
 5-{6-[2-(2-Cyano-7-fluoro-indol-1-yl)-ethylamino]-pyrimidin-4-yl}-3-fluoro-thiophene-2-carboxylic acid;
 (4-{6-[2-(2-Cyano-5,6-difluoro-4-methyl-indol-1-yl)-ethylamino]-pyrimidin-4-yl}-2-ethoxy-phenylamino)-acetic acid;
 5-{6-[2-(7-Chloro-5-fluoro-4-methoxy-2-methyl-indol-1-yl)-ethylamino]-pyrimidin-4-yl}-3-ethoxy-thiophene-2-carboxylic acid;
 2-Butoxy-4-{6-[2-(6-chloro-7-fluoro-4-methoxy-2-methyl-indol-1-yl)-ethylamino]-pyrimidin-4-yl}-benzoic acid;
 5-{6-[2-(4,7-Dichloro-5-fluoro-2-methyl-indol-1-yl)-ethylamino]-pyrimidin-4-yl}-3-ethoxy-thiophene-2-carboxylic acid;
 (2-Ethoxy-4-{6-[2-(6-fluoro-4-methoxy-2-methyl-indol-1-yl)-ethylamino]-pyrimidin-4-yl}-phenylamino)-acetic acid;
 5-{6-[2-(2-Cyano-7-fluoro-indol-1-yl)-ethylamino]-pyrimidin-4-yl}-3-trifluoromethyl-thiophene-2-carboxylic acid;
 5-{6-[2-(4,6-Dichloro-2-cyano-indol-1-yl)-ethylamino]-pyrimidin-4-yl}-3-trifluoromethyl-thiophene-2-carboxylic acid;
 5-{6-[2-(4,6-Dichloro-2-cyano-indol-1-yl)-ethylamino]-pyrimidin-4-yl}-3-fluoro-thiophene-2-carboxylic acid;
 [6-(3-Ethoxy-4-oxazol-2-yl-phenyl)-pyrimidin-4-yl]-[2-(7-fluoro-4-methoxy-2-methyl-indol-1-yl)-ethyl]-amine;
 and
 (2-Chloro-4-{6-[2-(2-cyano-7-fluoro-4-methoxy-indol-1-yl)-ethylamino]-pyrimidin-4-yl}-phenoxy)-acetic acid;
 or a pharmaceutically acceptable salt thereof.

13. The compound according to claim 1 which is 4-{6-[2-(2-Chloro-7-fluoro-4-methoxy-indol-1-yl)-ethylamino]-pyrimidin-4-yl}-2-ethoxy-benzoic acid, or a pharmaceutically acceptable salt thereof.

14. The compound according to claim 1, which is 4-{6-[2-(2-Cyano-7-fluoro-4-methoxy-indol-1-yl)-ethylamino]-pyrimidin-4-yl}-2-ethoxy-benzoic acid, or a pharmaceutically acceptable salt thereof.

15. A pharmaceutical composition comprising, as active principle, a compound according to any one of claims 1 to 14, or a pharmaceutically acceptable salt thereof, and at least one therapeutically inert excipient.

16. A compound according to any one of claims 1 to 14, or a pharmaceutically acceptable salt thereof, for use as a medicament.

17. A compound according to any one of claims 1 to 14, or a pharmaceutically acceptable salt thereof, for use in the prevention or treatment of diseases selected from the group consisting of cancer; pain; endometriosis; autosomal dominant polycystic kidney disease; acute ischemic syndromes in atherosclerotic patients; pneumonia; and neurodegenerative diseases; or for use in the control of female fertility.

18. A compound according to any one of claims 1 to 14, or a pharmaceutically acceptable salt thereof, for use in the prevention or treatment of a cancer selected from melanoma; lung cancer; bladder cancer; renal carcinomas; gastrointestinal cancers; endometrial cancer; ovarian cancer; cervical cancer; and neuroblastoma.

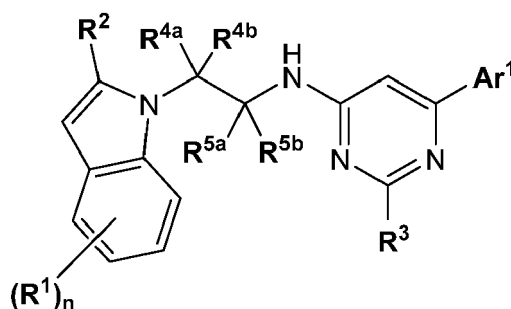
19. Use of a compound according to any one of claims 1 to 14, or a pharmaceutically acceptable salt thereof, in the preparation of a medicament for the prevention or treatment of diseases selected from the group consisting of cancer; pain; endometriosis; autosomal dominant polycystic kidney disease; acute ischemic syndromes in athero-

sclerotic patients; pneumonia; and neurodegenerative diseases; or for the control of female fertility.

20. A compound according to any one of claims 1 to 14, or a pharmaceutically acceptable salt thereof, for use in a method of modulating an immune response in a subject having a tumor; wherein said method reactivates the immune system in the tumor of said subject.

Patentansprüche

1. Verbindung von Formel (I)



Formel (I)

wobei

$(R^1)_n$ einen, zwei oder drei optionale Substituenten auf dem Indolring repräsentiert, wobei die genannten Substituenten unabhängig aus (C_{1-3}) Alkyl, (C_{1-3}) Alkoxy, Halogen, (C_{1-3}) Fluoralkyl, (C_{1-3}) Fluoralkoxy oder Cyano ausgewählt sind; oder zwei R^1 zusammen eine Gruppe $-O-CH_2-O-$ bilden und das restliche R^1 , sofern vorhanden, Halogen repräsentiert;

R^2 (C_{1-4}) Alkyl, Halogen oder Cyano repräsentiert;

R^3 Wasserstoff, Methyl oder Trifluormethyl repräsentiert;

R^{4a} und R^{4b} unabhängig Wasserstoff, Methyl repräsentieren oder R^{4a} und R^{4b} zusammen mit dem Kohlenstoffatom, an das sie angefügt sind, eine Cycloprop-1,1-diyl-Gruppe repräsentieren;

R^{5a} und R^{5b} unabhängig Wasserstoff, Methyl repräsentieren oder R^{5a} und R^{5b} zusammen mit dem Kohlenstoffatom, an das sie angefügt sind, eine Cycloprop-1,1-diyl-Gruppe repräsentieren;

Ar^1 Folgendes repräsentiert:

- Phenyl oder 5- oder 6-gliedriges Heteroaryl; wobei das genannte Phenyl oder 5- oder 6-gliedrige Heteroaryl unabhängig mono-, di- oder trisubstituiert ist, wobei die Substituenten unabhängig ausgewählt sind aus:

- (C_{1-6}) Alkyl;
- (C_{1-4}) Alkoxy;
- (C_{1-3}) Fluoralkyl, wobei das genannte (C_{1-3}) Fluoralkyl optional durch Hydroxy substituiert ist;
- (C_{1-3}) Fluoralkoxy;
- Halogen;
- Cyano;
- (C_{3-6}) Cycloalkyl, wobei das genannte (C_{3-6}) Cycloalkyl unsubstituiert oder durch Amino monosubstituiert ist;
- (C_{4-6}) Cycloalkyl, das ein Ringsauerstoffatom enthält, wobei das genannte (C_{4-6}) Cycloalkyl, das ein Ringsauerstoffatom enthält, unsubstituiert oder durch Fluor, Hydroxy oder Methoxy monosubstituiert ist;
- (C_{3-6}) Cycloalkyl-oxy;
- Hydroxy;
- Nitro;
- $-B(OH)_2$;
- 2,2,2-Trifluor-1,1-dihydroxy-ethyl;
- $-X^1-CO-R^{O1}$, wobei

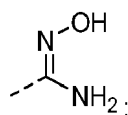
- X^1 eine direkte Bindung, (C_{1-3}) Alkylen, $-O-(C_{1-3})$ Alkylen-*, $-NH-(C_{1-3})$ Alkylen-*, $-S-CH_2-$ *, $-CF_2-$,

-CH=CH-, -C≡C-, -NH-CO-*, -CO- oder (C₃₋₅)Cycloalkylen repräsentiert; wobei die Sternchen die Bindung andeuten, die mit der -CO-R^{O1} Gruppe verknüpft ist; und

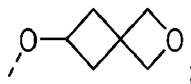
▪ R^{O1} Folgendes repräsentiert:

- -OH;
- -O-(C₁₋₄)Alkyl;
- -NH-SO₂-R^{S3}, wobei R^{S3} Folgendes repräsentiert: (C₁₋₄)Alkyl, (C₃₋₆)Cycloalkyl, wobei das (C₃₋₆)Cycloalkyl optional ein Ringsauerstoffatom enthält, (C₃₋₆)Cycloalkyl-(C₁₋₃)alkylen, wobei das (C₃₋₆)Cycloalkyl optional ein Ringsauerstoffatom enthält, (C₁₋₃)Fluoralkyl, Phenyl oder -NH₂;
- -O-Phenyl;
- -O-CH₂-CO-R^{O4}, wobei R^{O4} Hydroxy oder (C₁₋₄)Alkoxy oder -N[(C₁₋₄)Alkyl]₂ repräsentiert;
- -O-CH₂-O-CO-R^{O5}, wobei R^{O5} (C₁₋₄)Alkyl oder (C₁₋₄)Alkoxy repräsentiert;
- -O-CH₂-CH₂-N[(C₁₋₄)Alkyl]₂; oder
- (5-Methyl-2-oxo-[1,3]dioxol-4-yl)-methoxy-;

- -CO-CH₂-CN;
- -CO-CH₂-OH;
- -CO-H;
-



•



- 2-Hydroxy-3,4-dioxo-cyclobut-1-enyl;
- Hydroxy-(C₁₋₄)alkyl;
- Dihydroxy-(C₂₋₄)alkyl;
- Hydroxy-(C₂₋₄)alkoxy;
- (C₁₋₄)Alkoxy-(C₂₋₄)alkoxy;
- -(CH₂)_m-NR^{N1}R^{N2}, wobei m die ganze Zahl 0 oder 1 repräsentiert; und wobei

- R^{N1} und R^{N2} unabhängig Wasserstoff, (C₁₋₄)Alkyl, (C₁₋₄)Alkoxy-(C₂₋₄)alkyl, (C₃₋₆)Cycloalkyl, (C₂₋₃)Fluoralkyl oder -SO₂-(C₁₋₄)Alkyl repräsentieren;
- oder R^{N1} unabhängig Wasserstoff oder (C₁₋₄)Alkyl repräsentiert und R^{N2} unabhängig -CO-H, -CO-(C₁₋₃)Alkyl, -CO-(C₁₋₃)Alkylen-OH oder -CO-O-(C₁₋₃)Alkyl repräsentiert;
- oder R^{N1} und R^{N2} zusammen mit dem Stickstoff, an den sie angefügt sind, einen 4-, 5- oder 6-gliedrigen gesättigten Ring bilden, der optional ein Ringsauerstoff- oder Ringschwefelatom enthält, wobei der genannte Ring unsubstituiert oder durch Oxo auf einem Ringkohlenstoffatom monosubstituiert ist oder durch Oxo auf einem Ringschwefelatom disubstituiert ist;

- -CO-NR^{N3}R^{N4}, wobei R^{N3} und R^{N4} unabhängig Wasserstoff, (C₁₋₄)Alkyl, Hydroxy-(C₂₋₄)alkyl, (C₁₋₃)Alkoxy-(C₂₋₄)alkyl, Dimethylamino-(C₂₋₄)alkyl, (C₁₋₄)Alkoxy, Hydroxy-(C₂₋₄)alkoxy, Benzyloxy oder Hydroxy repräsentieren;
- -NH-CO-NR^{N5}R^{N6}, wobei R^{N5} und R^{N6} unabhängig Wasserstoff oder (C₁₋₄)Alkyl repräsentieren;
- -SO₂-R^{S1}, wobei R^{S1} Hydroxy, (C₁₋₄)Alkyl oder -NR^{N7}R^{N8} repräsentiert, wobei R^{N7} und R^{N8} unabhängig Wasserstoff oder (C₁₋₃)Alkyl repräsentieren;
- -S-R^{S2}, wobei R^{S2} (C₁₋₄)Alkyl, (C₃₋₆)Cycloalkyl oder 2-Fluor-vinyl repräsentiert;
- 5-Oxo-4,5-dihydro-[1,2,4]oxadiazol-3-yl oder 3-Oxo-2,3-dihydro-[1,2,4]oxadiazol-5-yl;
- Phenyl-oxy, wobei das Phenyl optional durch Halogen monosubstituiert ist;
- Benzooxazol-2-yl; oder
- -(CH₂)_p-HET, wobei p die ganze Zahl 0 oder 1 repräsentiert; und wobei HET ein 5- oder 6-gliedriges

Heteroaryl repräsentiert, wobei das genannte 5- oder 6-gliedrige Heteroaryl unsubstituiert oder mono- oder disubstituiert ist, wobei die Substituenten unabhängig aus (C₁₋₄)Alkyl, (C₁₋₄)Alkoxy, -COOH, Hydroxy, Fluor, 2-Amino-2-oxo-ethyl, 2-Carboxy-ethyl, (C₃₋₅)Cycloalkyl oder -NR^{N9}R^{N10} ausgewählt sind, wobei R^{N9} und R^{N10} unabhängig Wasserstoff oder (C₁₋₃)Alkyl repräsentieren;

- oder Ar¹ 8- bis 10-gliedriges bicyclisches Heteroaryl repräsentiert; wobei das genannte 8- bis 10-gliedrige bicyclische Heteroaryl unabhängig unsubstituiert, mono-, di- oder trisubstituiert ist, wobei die Substituenten unabhängig aus (C₁₋₄)Alkyl; (C₁₋₄)Alkoxy; (C₁₋₃)Fluoralkyl; (C₁₋₃)Fluoralkoxy; Halogen; Cyano; Hydroxy oder -(C₀₋₃)Alkylen-COOR^{O2} ausgewählt sind, wobei R^{O2} Wasserstoff oder (C₁₋₄)Alkyl repräsentiert;
- oder Ar¹ 8- bis 10-gliedriges teilweise aromatisches fusioniertes bicyclisches Heterocyclyl repräsentiert, das ein bis vier Heteroatome umfasst, die unabhängig aus Stickstoff, Sauerstoff und Schwefel ausgewählt sind; wobei das genannte 8- bis 10-gliedrige Heterocyclyl mit dem Rest des Moleküls am aromatischen Ringanteil verknüpft ist; wobei das genannte 8- bis 10-gliedrige Heterocyclyl unabhängig unsubstituiert, mono- oder disubstituiert ist, wobei die Substituenten unabhängig aus Oxo, (C₁₋₆)Alkyl und -(C₀₋₃)Alkylen-COOR^{O3} ausgewählt sind, wobei R^{O3} Wasserstoff oder (C₁₋₃)Alkyl repräsentiert;

oder ein pharmazeutisch akzeptables Salz davon.

2. Verbindung nach Anspruch 1; wobei R³ Wasserstoff repräsentiert; oder ein pharmazeutisch akzeptables Salz davon.

3. Verbindung nach Anspruch 1 oder 2; wobei

- R⁴³ und R^{4b} beide Wasserstoff repräsentieren; und
- R^{5a} und R^{5b} beide Wasserstoff repräsentieren;

oder ein pharmazeutisch akzeptables Salz davon.

4. Verbindung nach einem der Ansprüche 1 bis 3; wobei Ar¹ Folgendes repräsentiert:

• Phenyl oder 5- oder 6-gliedriges Heteroaryl; wobei das genannte Phenyl oder 5- oder 6-gliedrige Heteroaryl unabhängig mono-, di- oder trisubstituiert ist; wobei einer der genannten Substituenten ausgewählt ist aus:

- (C₁₋₄)Alkoxy;
- (C₁₋₃)Fluoralkyl, wobei das genannte (C₁₋₃)Fluoralkyl unsubstituiert oder durch Hydroxy monosubstituiert ist;
- (C₃₋₆)Cycloalkyl, wobei das genannte (C₃₋₆)Cycloalkyl unsubstituiert oder durch Amino monosubstituiert ist;
- (C₄₋₆)Cycloalkyl, das ein Ringsauerstoffatom enthält, wobei das genannte (C₄₋₆)Cycloalkyl, das ein Ringsauerstoffatom enthält, unsubstituiert oder durch Fluor, Hydroxy oder Methoxy monosubstituiert ist;
- Hydroxy;
- -B(OH)₂;
- 2,2,2-Trifluor-1,1-dihydroxy-ethyl;
- -X¹-CO-R^{O1}, wobei

▪ X¹ eine direkte Bindung, (C₁₋₃)Alkylen, -O-(C₁₋₃)Alkylen-*, -NH-(C₁₋₃)Alkylen-*, -S-CH₂-, -CF₂-, -CH=CH-, -C≡C-, -NH-CO-*, -CO- oder (C₃₋₅)Cycloalkylen repräsentiert; wobei die Sternchen die Bindung andeuten, die mit der -CO-R^{O1} Gruppe verknüpft ist; und

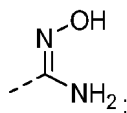
▪ R^{O1} Folgendes repräsentiert:

- -OH;
- -O-(C₁₋₄)Alkyl;
- -NH-SO₂-R^{S3}, wobei R^{S3} Folgendes repräsentiert: (C₁₋₄)Alkyl, (C₃₋₆)Cycloalkyl, wobei das (C₃₋₆)Cycloalkyl optional ein Ringsauerstoffatom enthält, (C₃₋₆)Cycloalkyl-(C₁₋₃)alkylen, wobei das (C₃₋₆)Cycloalkyl optional ein Ringsauerstoffatom enthält, (C₁₋₃)Fluoralkyl, Phenyl oder -NH₂;
- -O-Phenyl;
- -O-CH₂-CO-R^{O4}, wobei R^{O4} Hydroxy oder (C₁₋₄)Alkoxy oder -N[(C₁₋₄)Alkyl]₂ repräsentiert;

- -O-CH₂-O-CO-R^{O5}, wobei R^{O5} (C₁₋₄)Alkyl oder (C₁₋₄)Alkoxy repräsentiert;
- -O-CH₂-CH₂-N[(C₁₋₄)Alkyl]₂; oder
- (5-Methyl-2-oxo-[1,3]dioxol-4-yl)-methoxy-;

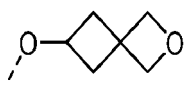
- 5
- -CO-CH₂-CN;
 - -CO-CH₂-OH;
 - -CO-H;
 -

10



15

•



20

25

- 2-Hydroxy-3,4-dioxo-cyclobut-1-enyl;
- Hydroxy-(C₁₋₄)alkyl;
- Dihydroxy-(C₂₋₄)alkyl;
- Hydroxy-(C₂₋₄)alkoxy;
- (C₁₋₄)Alkoxy-(C₂₋₄)alkoxy;
- -(CH₂)_m-NR^{N1}R^{N2}, wobei **m** die ganze Zahl 0 oder 1 repräsentiert; und wobei

30

- R^{N1} und R^{N2} unabhängig Wasserstoff, (C₁₋₄)Alkyl, (C₁₋₄)Alkoxy-(C₂₋₄)alkyl, (C₃₋₆)Cycloalkyl, (C₂₋₃)Fluoralkyl oder -SO₂-(C₁₋₄)Alkyl repräsentieren;
- oder R^{N1} unabhängig Wasserstoff oder (C₁₋₄)Alkyl repräsentiert und R^{N2} unabhängig -CO-H, -CO-(C₁₋₃)Alkyl, -CO-(C₁₋₃)Alkyl-OH oder -CO-O-(C₁₋₃)Alkyl repräsentiert;
- oder R^{N1} und R^{N2} zusammen mit dem Stickstoff, an den sie angefügt sind, einen 4-, 5- oder 6-gliedrigen gesättigten Ring bilden, der optional ein Ringsauerstoff- oder Ringschwefelatom enthält, wobei der genannte Ring unsubstituiert oder durch Oxo auf einem Ringkohlenstoffatom monosubstituiert ist oder durch Oxo auf einem Ringschwefelatom disubstituiert ist;

35

40

- -CO-NR^{N3}R^{N4}, wobei R^{N3} und R^{N4} unabhängig Wasserstoff, (C₁₋₄)Alkyl, Hydroxy-(C₂₋₄)alkyl, (C₁₋₃)Alkoxy-(C₂₋₄)alkyl, Dimethylamino-(C₂₋₄)alkyl, (C₁₋₄)Alkoxy, Hydroxy-(C₂₋₄)alkoxy, Benzyloxy oder Hydroxy repräsentieren;
- -NH-CO-NR^{N5}R^{N6}, wobei R^{N5} und R^{N6} unabhängig Wasserstoff oder (C₁₋₄)Alkyl repräsentieren;
- -SO₂-R^{S1}, wobei R^{S1} Hydroxy, (C₁₋₄)Alkyl oder -NR^{N7}R^{N8} repräsentiert, wobei R^{N7} und R^{N8} unabhängig Wasserstoff oder (C₁₋₃)Alkyl repräsentieren;
- 5-Oxo-4,5-dihydro-[1,2,4]oxadiazol-3-yl oder 3-Oxo-2,3-dihydro-[1,2,4]oxadiazol-5-yl;
- Benzooxazol-2-yl; oder
- -(CH₂)_p-HET, wobei **p** die ganze Zahl 0 oder 1 repräsentiert; und wobei **HET** ein 5- oder 6-gliedriges Heteroaryl repräsentiert, wobei das genannte 5- oder 6-gliedrige Heteroaryl unsubstituiert oder mono- oder disubstituiert ist, wobei die Substituenten unabhängig aus (C₁₋₄)Alkyl, (C₁₋₄)Alkoxy, -COOH, Hydroxy, Fluor, 2-Amino-2-oxo-ethyl, 2-Carboxy-ethyl, (C₃₋₅)Cycloalkyl oder -NR^{N9}R^{N10} ausgewählt sind, wobei R^{N9} und R^{N10} unabhängig Wasserstoff oder (C₁₋₃)Alkyl repräsentieren;

45

50

und der/die restliche(n) eine oder zwei der genannten Substituenten, sofern vorhanden, unabhängig ausgewählt ist/sind aus:

55

- (C₁₋₆)Alkyl;
- (C₁₋₄)Alkoxy;
- (C₁₋₃)Fluoralkyl;
- (C₁₋₃)Fluoralkoxy;
- Halogen;

- (C₃₋₆)Cycloalkyl;
- (C₃₋₆)Cycloalkyl-oxy;
- Hydroxy;
- Nitro;

• -(CH₂)_m-NR^{N1}R^{N2}, wobei **m** die ganze Zahl 0 oder 1 repräsentiert; und wobei **R^{N1}** und **R^{N2}** unabhängig Wasserstoff, (C₁₋₄)Alkyl, (C₁₋₄)Alkoxy-(C₂₋₄)alkyl, (C₃₋₆)Cycloalkyl, (C₂₋₃)Fluoralkyl oder -SO₂-(C₁₋₄)Alkyl repräsentieren; oder **R^{N1}** und **R^{N2}** zusammen mit dem Stickstoff, an den sie angefügt sind, einen 5- oder 6-gliedrigen gesättigten Ring bilden, der optional ein Ringsauerstoff- oder Ringschwefelatom enthält, wobei der genannte Ring unsubstituiert oder durch Oxo auf einem Ringkohlenstoffatom monosubstituiert ist oder durch Oxo auf einem Ringschwefelatom disubstituiert ist;

• -S-R^{S2}, wobei **R^{S2}** (C₁₋₄)Alkyl, (C₃₋₆)Cycloalkyl oder 2-Fluor-vinyl repräsentiert; oder

• Phenyl-oxy, wobei das Phenyl optional durch Halogen monosubstituiert ist;

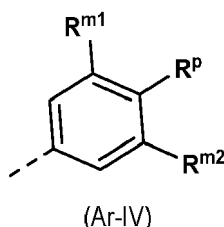
• oder **Ar¹** 8- bis 10-gliedriges bicyclisches Heteroaryl repräsentiert; wobei das genannte 8- bis 10-gliedrige bicyclische Heteroaryl unabhängig unsubstituiert, mono-, di- oder trisubstituiert ist, wobei die Substituenten unabhängig aus (C₁₋₄)Alkyl; (C₁₋₄)Alkoxy; (C₁₋₃)Fluoralkyl; Halogen; und -(C₀₋₃)Alkylen-COOR^{O2} ausgewählt sind, wobei **R^{O2}** Wasserstoff oder (C₁₋₄)Alkyl repräsentiert;

• oder **Ar¹** 8- bis 10-gliedriges teilweise aromatisches fusioniertes bicyclisches Heterocycl repräsentiert, das ein bis vier Heteroatome umfasst, die unabhängig aus Stickstoff, Sauerstoff und Schwefel ausgewählt sind; wobei das genannte 8- bis 10-gliedrige Heterocycl mit dem Rest des Moleküls am aromatischen Ringanteil verknüpft ist; wobei das genannte 8- bis 10-gliedrige Heterocycl unabhängig unsubstituiert, mono- oder disubstituiert ist, wobei die Substituenten unabhängig aus Oxo, (C₁₋₆)Alkyl und -(C₀₋₃)Alkylen-COOR^{O3} ausgewählt sind, wobei **R^{O3}** Wasserstoff oder (C₁₋₃)Alkyl repräsentiert;

oder ein pharmazeutisch akzeptables Salz davon.

5. Verbindung nach einem der Ansprüche 1 bis 3; wobei **Ar¹** Folgendes repräsentiert:

- eine Phenylgruppe der Struktur (Ar-IV):



wobei

- **R^p** Folgendes repräsentiert:

➤ (C₄₋₆)Cycloalkyl, das ein Ringsauerstoffatom enthält, wobei das genannte (C₄₋₆)Cycloalkyl, das ein Ringsauerstoffatom enthält, unsubstituiert oder durch Fluor, Hydroxy oder Methoxy monosubstituiert ist;

➤ Hydroxy;

➤ -X¹-CO-R^{O1}, wobei

➤ **X¹** eine direkte Bindung, (C₁₋₃)Alkylen, -O-(C₁₋₃)Alkylen-*, -NH-(C₁₋₃)Alkylen-*, -S-CH₂*, -CF₂-, -CH=CH-, -C≡C-, -NH-CO-*, -CO- oder (C₃₋₅)Cycloalkylen repräsentiert; wobei die Sternchen die Bindung andeuten, die mit der -CO-R^{O1} Gruppe verknüpft ist; und

➤ **R^{O1}** Folgendes repräsentiert:

- -OH;
- -O-(C₁₋₄)Alkyl;

■ -NH-SO₂-R^{S3}, wobei R^{S3} Folgendes repräsentiert: (C₁₋₄)Alkyl, (C₃₋₆)Cycloalkyl, wobei das (C₃₋₆)Cycloalkyl optional ein Ringsauerstoffatom enthält, (C₃₋₆)Cycloalkyl-(C₁₋₃)alkylen, wobei das (C₃₋₆)Cycloalkyl optional ein Ringsauerstoffatom enthält, (C₁₋₃)Fluoralkyl, Phenyl oder -NH₂;

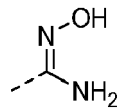
■ -O-CH₂-CO-R^{O4}, wobei R^{O4} Hydroxy oder (C₁₋₄)Alkoxy oder -N[(C₁₋₄)Alkyl]₂ repräsentiert;

■ -O-CH₂-O-CO-R^{O5}, wobei R^{O5} (C₁₋₄)Alkyl oder (C₁₋₄)Alkoxy repräsentiert;

■ -O-CH₂-CH₂-N[(C₁₋₄)Alkyl]₂; oder

■ (5-Methyl-2-oxo-[1,3]dioxol-4-yl)-methoxy-;

➤ -CO-H;



➤ 2-Hydroxy-3,4-dioxo-cyclobut-1-enyl;

➤ -NR^{N1}R^{N2}, wobei

■ R^{N1} unabhängig Wasserstoff oder (C₁₋₄)Alkyl repräsentiert und R^{N2} unabhängig -CO-H, -CO-(C₁₋₃)Alkyl oder -CO-(C₁₋₃)Alkylen-OH repräsentiert;

> -CO-NR^{N3}R^{N4}, wobei R^{N3} und R^{N4} unabhängig Wasserstoff, (C₁₋₄)Alkyl, Hydroxy-(C₂₋₄)alkyl, (C₁₋₃)Alkoxy-(C₂₋₄)alkyl oder Hydroxy repräsentieren;

➤ -NH-CO-NR^{N5}R^{N6}, wobei R^{N5} und R^{N6} unabhängig Wasserstoff oder (C₁₋₄)Alkyl repräsentieren;

➤ 5-Oxo-4,5-dihydro-[1,2,4]oxadiazol-3-yl oder 3-Oxo-2,3-dihydro-[1,2,4]oxadiazol-5-yl;

➤ HET, wobei HET ein 5- oder 6-gliedriges Heteroaryl repräsentiert, wobei das genannte 5- oder 6-gliedrige Heteroaryl unsubstituiert oder mono- oder disubstituiert ist, wobei die Substituenten unabhängig aus (C₁₋₄)Alkyl, (C₁₋₄)Alkoxy, -COOH, Hydroxy, Fluor, 2-Amino-2-oxo-ethyl, 2-Carboxy-ethyl, (C₃₋₅)Cycloalkyl oder -NR^{N9}R^{N10} ausgewählt sind, wobei R^{N9} und R^{N10} unabhängig Wasserstoff oder (C₁₋₃)Alkyl repräsentieren;

• R^{m1} Folgendes repräsentiert:

➤ (C₁₋₆)Alkyl;

➤ (C₁₋₄)Alkoxy;

➤ (C₁₋₃)Fluoralkyl;

➤ (C₁₋₃)Fluoralkoxy;

➤ Halogen;

➤ (C₃₋₆)Cycloalkyl;

➤ (C₃₋₆)Cycloalkyl-oxy;

➤ -NR^{N1}R^{N2}, wobei R^{N1} und R^{N2} unabhängig Wasserstoff, (C₁₋₄)Alkyl oder (C₃₋₆)Cycloalkyl repräsentieren; oder

➤ -S-R^{S2}, wobei R^{S2} (C₁₋₄)Alkyl, (C₃₋₆)Cycloalkyl oder 2-Fluor-vinyl repräsentiert; und

• R^{m2} Wasserstoff, Fluor oder Chlor repräsentiert;

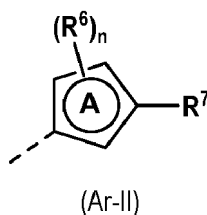
• oder R^P Wasserstoff repräsentiert;

R^{m1} 1 H-Pyrazol-1-yl; oder -X¹-COOH repräsentiert, wobei X¹ eine direkte Bindung, (C₁₋₃)Alkylen oder -O-(C₁₋₃)Alkylen-* repräsentiert, wobei die Sternchen die Bindung andeuten, die mit der -COOH Gruppe

verknüpft ist;

und R^{m2} Wasserstoff, (C_{1-4}) Alkoxy; oder $-S-(C_{1-4})$ Alkyl repräsentiert;

- oder Ar^1 eine 5-gliedrige Heteroarylgruppe der Struktur (Ar-II) repräsentiert:



wobei in (Ar-II) der Ring A einen Thiophenyl- oder einen Thiazolyling repräsentiert;
wobei

- R^7 Folgendes repräsentiert:

➤ 3-Hydroxy-oxetan-3-yl;

➤ Hydroxy;

➤ 2,2,2-Trifluor-1,1-dihydroxy-ethyl;

➤ $-X^1-CO-R^{o1}$, wobei

➤ X^1 eine direkte Bindung, (C_{1-3}) Alkyl, $-O-(C_{1-3})$ Alkyl-, $-NH-(C_{1-3})$ Alkyl-, $-S-CH_2-$, $-CF_2-$, $-CH=CH-$, $-C\equiv C-$, $-NH-CO-$, $-CO-$ oder (C_{3-5}) Cycloalkyl repräsentiert; wobei die Sternchen die Bindung andeuten, die mit der $-CO-R^{o1}$ Gruppe verknüpft ist; und

➤ R^{o1} Folgendes repräsentiert:

■ $-OH$;

■ $-O-(C_{1-4})$ Alkyl;

■ $-NH-SO_2-R^{s3}$, wobei R^{s3} Folgendes repräsentiert: (C_{1-4}) Alkyl, (C_{3-6}) Cycloalkyl, wobei das (C_{3-6}) Cycloalkyl optional ein Ringsauerstoffatom enthält, (C_{3-6}) Cycloalkyl- (C_{1-3}) alkyl, wobei das (C_{3-6}) Cycloalkyl optional ein Ringsauerstoffatom enthält, (C_{1-3}) Fluoralkyl, Phenyl oder NH_2 ;

■ $-O-Phenyl$;

■ $-O-CH_2-CO-R^{o4}$, wobei R^{o4} Hydroxy oder (C_{1-4}) Alkoxy oder $-N[(C_{1-4})Alkyl]_2$ repräsentiert;

■ $-O-CH_2-O-CO-R^{o5}$, wobei R^{o5} (C_{1-4}) Alkyl oder (C_{1-4}) Alkoxy repräsentiert;

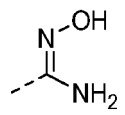
■ $-O-CH_2-CH_2-N[(C_{1-4})Alkyl]_2$; oder

■ (5-Methyl-2-oxo-[1,3]dioxol-4-yl)-methoxy-;

➤ $-CO-CH_2-OH$;

➤ $-CO-H$;

➤



> Hydroxy- (C_{1-4}) alkyl;

> $-NR^{N1}R^{N2}$, wobei

■ R^{N1} und R^{N2} unabhängig Wasserstoff, (C_{1-4}) Alkyl oder (C_{3-6}) Cycloalkyl repräsentieren;

■ oder R^{N1} unabhängig Wasserstoff oder (C_{1-4}) Alkyl repräsentiert und R^{N2} unabhängig -CO-H, -CO- (C_{1-3}) Alkyl oder -CO- (C_{1-3}) Alkyl-OH repräsentiert;

> -CO-N $R^{N3}R^{N4}$, wobei R^{N3} und R^{N4} unabhängig Wasserstoff, (C_{1-4}) Alkyl, Hydroxy- (C_{2-4}) alkyl, (C_{1-3}) Alkoxy- (C_{2-4}) alkyl, Dimethylamino- (C_{2-4}) alkyl, (C_{1-4}) Alkoxy, Hydroxy- (C_{2-4}) alkoxy, Benzyloxy oder Hydroxy repräsentieren;

➤ -NH-CO-N $R^{N5}R^{N6}$, wobei R^{N5} und R^{N6} unabhängig Wasserstoff oder (C_{1-4}) Alkyl repräsentieren;

➤ 5-Oxo-4,5-dihydro-[1,2,4]oxadiazol-3-yl oder 3-Oxo-2,3-dihydro-[1,2,4]oxadiazol-5-yl; oder

➤ **HET**, wobei **HET** ein 5- oder 6-gliedriges Heteroaryl repräsentiert, wobei das genannte 5- oder 6-gliedrige Heteroaryl unsubstituiert oder mono- oder disubstituiert ist, wobei die Substituenten unabhängig aus (C_{1-4}) Alkyl, (C_{1-4}) Alkoxy, -COOH, Hydroxy, Fluor, 2-Amino-2-oxo-ethyl, 2-Carboxy-ethyl, (C_{3-5}) Cycloalkyl oder -N $R^{N9}R^{N10}$ ausgewählt sind, wobei R^{N9} und R^{N10} unabhängig Wasserstoff oder (C_{1-3}) Alkyl repräsentieren;

• und $(R^6)_n$ einen optionalen Substituenten repräsentiert, der unabhängig ausgewählt ist aus:

➤ (C_{1-6}) Alkyl;

➤ (C_{1-4}) Alkoxy;

➤ (C_{1-3}) Fluoralkyl;

➤ (C_{1-3}) Fluoralkoxy;

➤ Halogen;

➤ (C_{3-6}) Cycloalkyl;

➤ (C_{3-6}) Cycloalkyl-oxy;

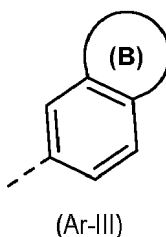
➤ Hydroxy;

➤ Pyridinyl; und

➤ -N $R^{N1}R^{N2}$, wobei R^{N1} und R^{N2} unabhängig Wasserstoff, (C_{1-4}) Alkyl oder (C_{3-6}) Cycloalkyl repräsentieren;

• oder **Ar¹** 9- oder 10-gliedriges bicyclisches Heteroaryl repräsentiert; wobei das genannte 9- oder 10-gliedrige bicyclische Heteroaryl unabhängig unsubstituiert, mono- oder disubstituiert ist, wobei die Substituenten unabhängig aus (C_{1-4}) Alkyl; (C_{1-4}) Alkoxy; (C_{1-3}) Fluoralkyl; (C_{1-3}) Fluoralkoxy; Halogen; Cyano; Hydroxy oder - (C_{0-3}) Alkyl-COOR⁰² ausgewählt sind, wobei **R⁰²** Wasserstoff oder (C_{1-4}) Alkyl repräsentiert;

• oder **Ar¹** eine Gruppe der Struktur (Ar-III) repräsentiert:

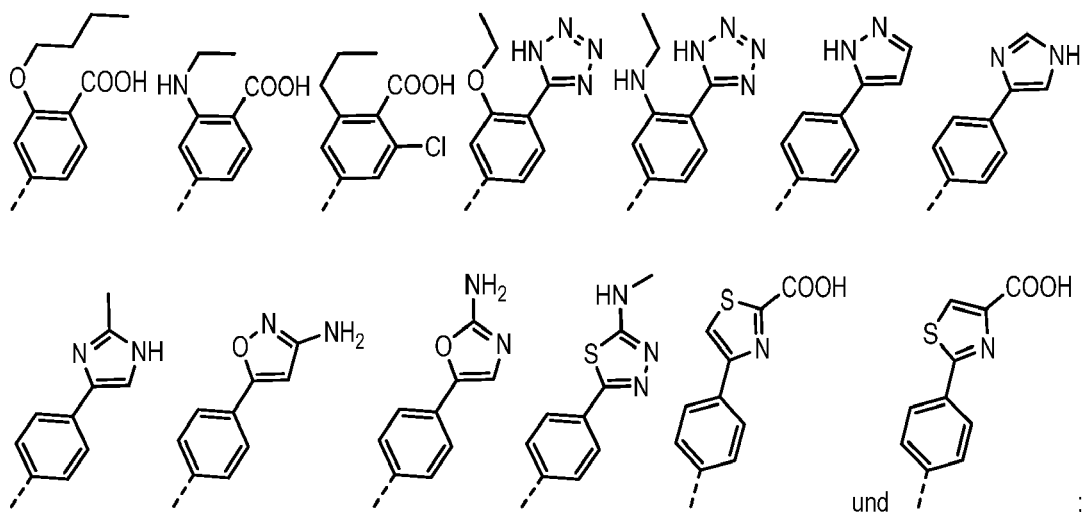


wobei Ring (B) einen nicht aromatischen 5- oder 6-gliedrigen Ring repräsentiert, der mit der Phenylgruppe fusioniert ist, wobei Ring (B) ein oder zwei Heteroatome umfasst, die unabhängig aus Stickstoff und Sauerstoff ausgewählt sind; wobei der genannte Ring (B) unabhängig unsubstituiert, mono- oder disubstituiert ist, wobei die Substituenten unabhängig aus Oxo, (C_{1-6}) Alkyl und - (C_{0-3}) Alkyl-COOR⁰³ ausgewählt sind, wobei **R⁰³** Wasserstoff oder (C_{1-3}) Alkyl repräsentiert; oder ein pharmazeutisch akzeptables Salz davon.

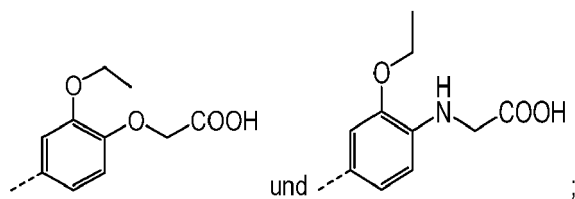
6. Verbindung nach einem der Ansprüche 1 bis 3; wobei

• **Ar¹** eine Phenylgruppe repräsentiert, ausgewählt aus:

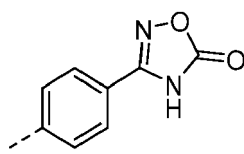
a)



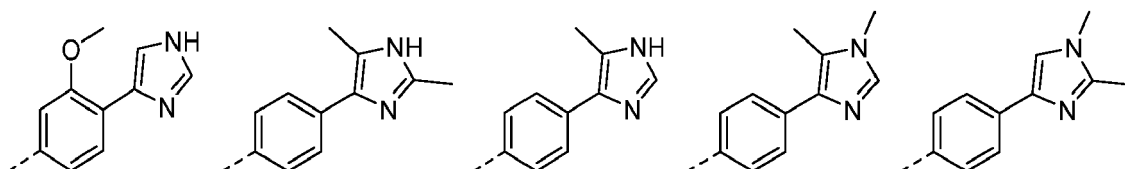
oder
b)



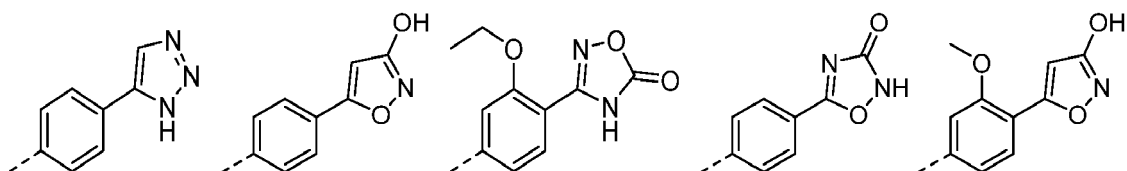
oder
c)



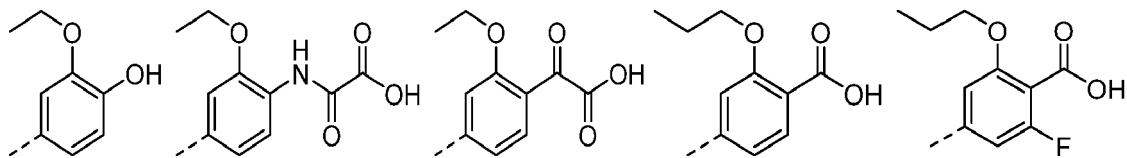
oder
d)



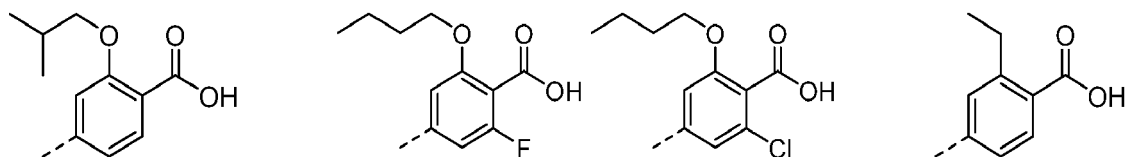
5



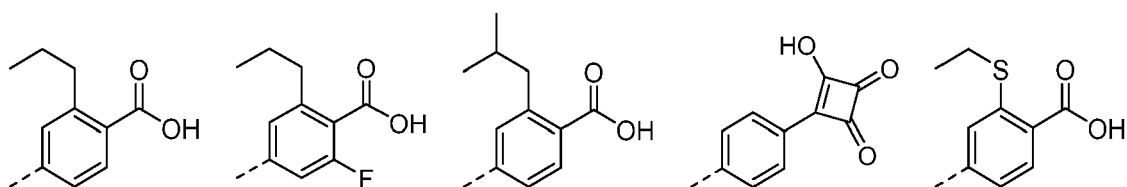
10



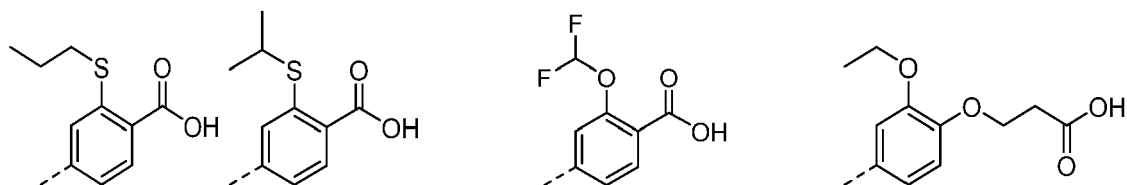
15



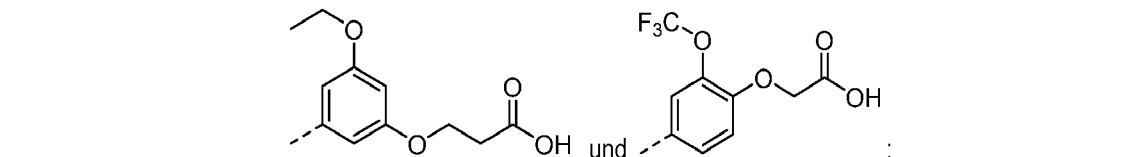
20



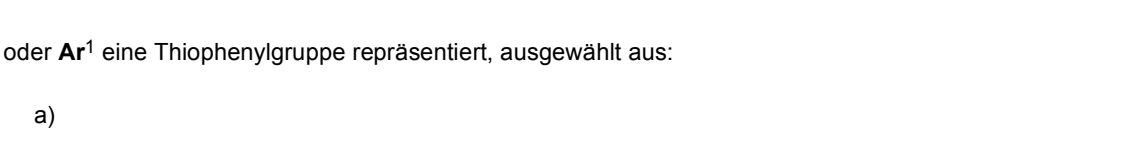
25



30



35

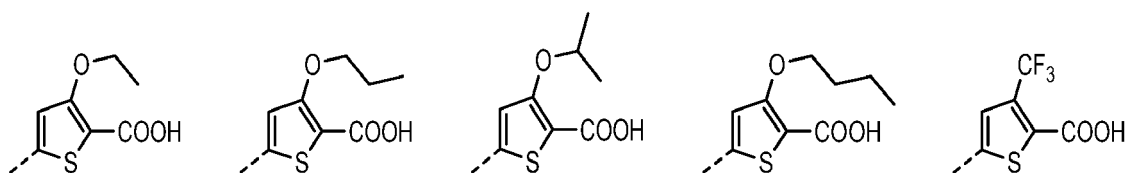


40

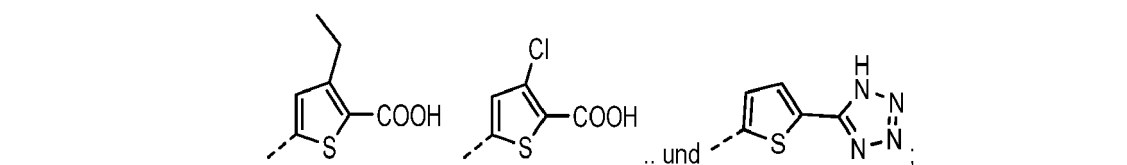
• oder Ar^1 eine Thiophenylgruppe repräsentiert, ausgewählt aus:

a)

45

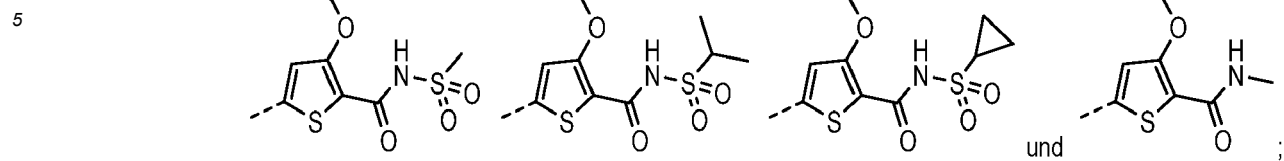


50

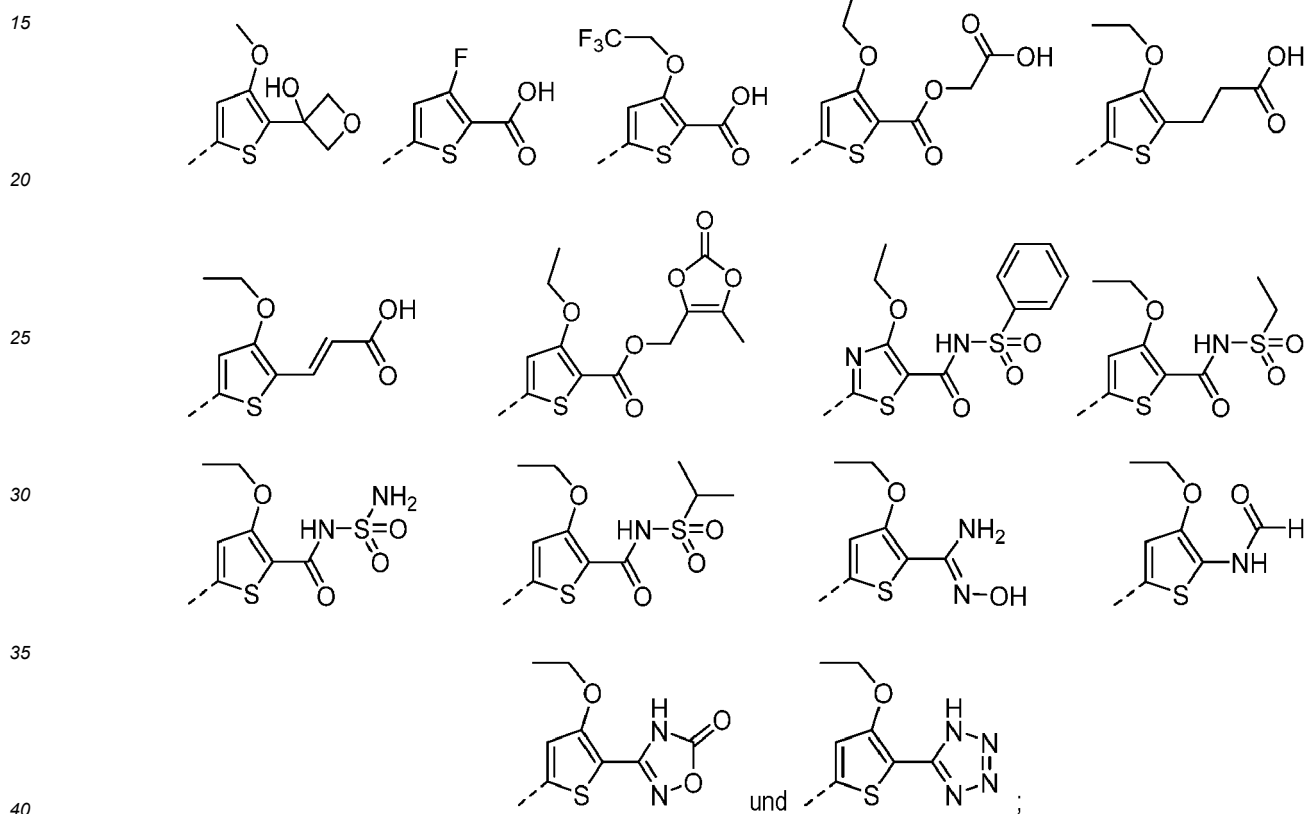


55

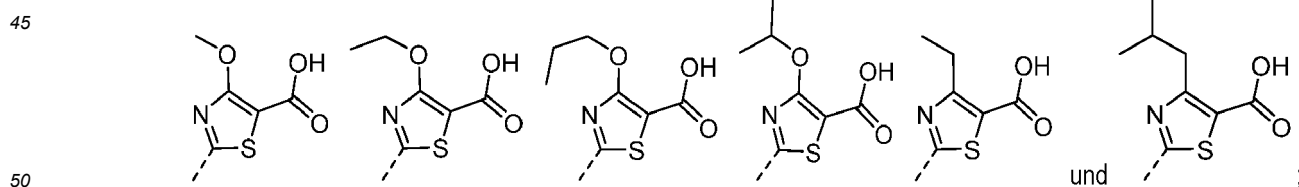
oder
b)



oder
c)



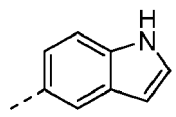
• oder Ar^1 eine Thiazoylgruppe repräsentiert, ausgewählt aus:



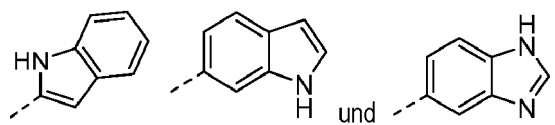
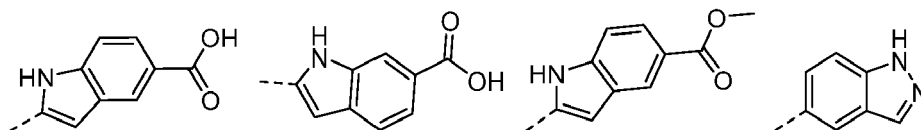
• oder Ar^1 9- oder 10-gliedriges bicyclisches Heteroaryl repräsentiert, ausgewählt aus:

a)

55

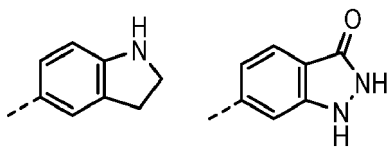


oder
b)

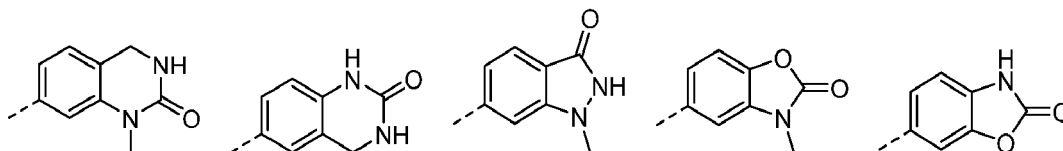


• oder Ar^1 eine Gruppe repräsentiert, ausgewählt aus:

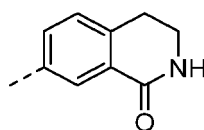
a)



oder
b)

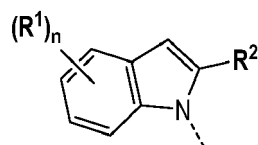


und

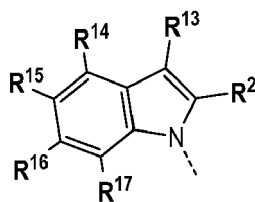


oder ein pharmazeutisch akzeptables Salz davon.

7. Verbindung nach einem der Ansprüche 1 bis 6; wobei die Gruppe



Folgendes repräsentiert:



wobei

R² Methyl, Chlor oder Cyano repräsentiert; und

R¹³ Wasserstoff repräsentiert; und

• **R¹⁴**, **R¹⁵**, **R¹⁶** und **R¹⁷** unabhängig Folgendes repräsentieren:

R¹⁴ repräsentiert Wasserstoff, Methyl, Ethyl, Methoxy, Brom, Chlor, Fluor, Trifluormethyl, Trifluormethoxy oder Cyano;

R¹⁵ repräsentiert Wasserstoff, Methyl, Methoxy, Chlor, Fluor;

R¹⁶ repräsentiert Wasserstoff, Methoxy oder Fluor; und

R¹⁷ repräsentiert Wasserstoff, Methyl, Methoxy, Chlor, Fluor oder Cyano;

wobei wenigstens eines aus **R¹⁴**, **R¹⁵**, **R¹⁶** und **R¹⁷** Wasserstoff repräsentiert;

• oder **R¹⁴** und **R¹⁵** zusammen eine Gruppe -O-CH₂-O- bilden, **R¹⁶** Wasserstoff repräsentiert und **R¹⁷** Wasserstoff oder Halogen repräsentiert;

oder

R² (C₁₋₃)Alkyl, Halogen oder Cyano repräsentiert; und

R¹³ Fluor repräsentiert; und

• **R¹⁴**, **R¹⁵**, **R¹⁶** und **R¹⁷** unabhängig Folgendes repräsentieren:

R¹⁴ repräsentiert Wasserstoff, Methyl, Ethyl, Methoxy, Brom, Chlor, Fluor, Trifluormethyl, Trifluormethoxy oder Cyano;

R¹⁵ repräsentiert Wasserstoff, Methyl, Methoxy, Chlor, Fluor;

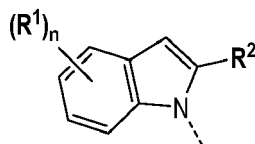
R¹⁶ repräsentiert Wasserstoff, Methoxy oder Fluor; und

R¹⁷ repräsentiert Wasserstoff, Methyl, Methoxy, Chlor, Fluor oder Cyano;

wobei wenigstens zwei aus **R¹⁴**, **R¹⁵**, **R¹⁶** und **R¹⁷** Wasserstoff repräsentieren.

oder ein pharmazeutisch akzeptables Salz davon.

8. Verbindung nach einem der Ansprüche 1 bis 6; wobei die Gruppe



eine Gruppe repräsentiert, die aus den folgenden Gruppen A), B), C), D) und E) ausgewählt ist:

A)

5

10

15

20

25

30

B)

C)

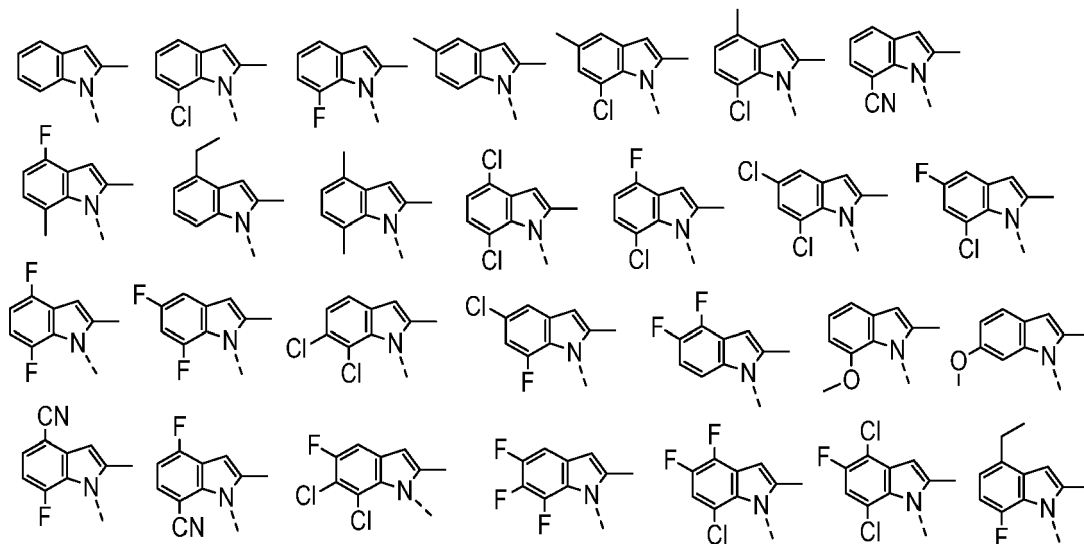
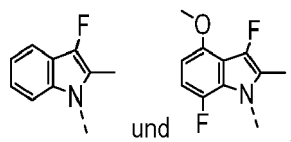
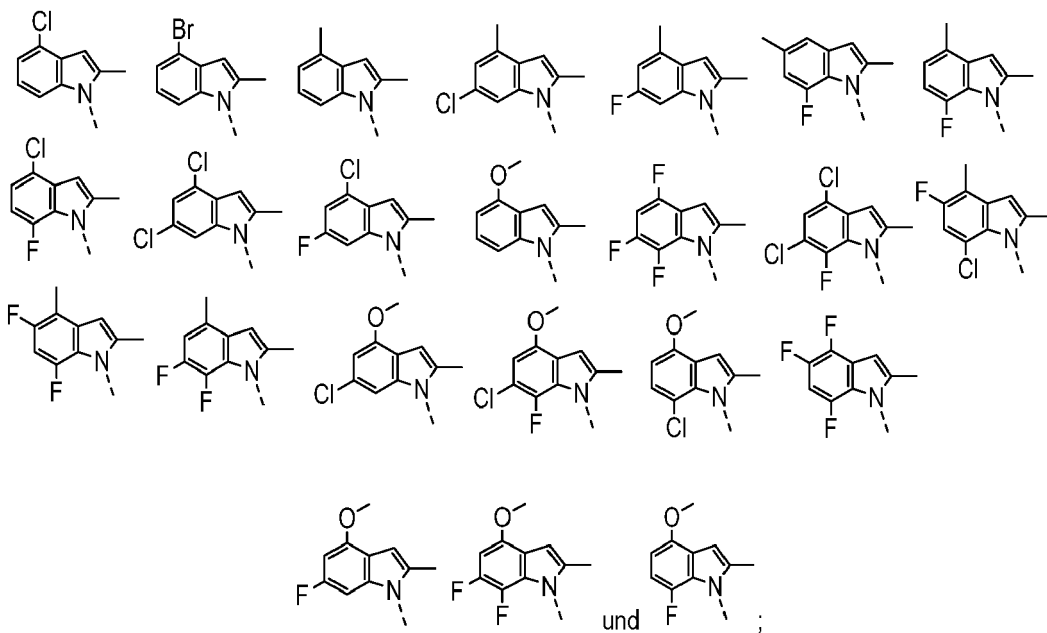
35

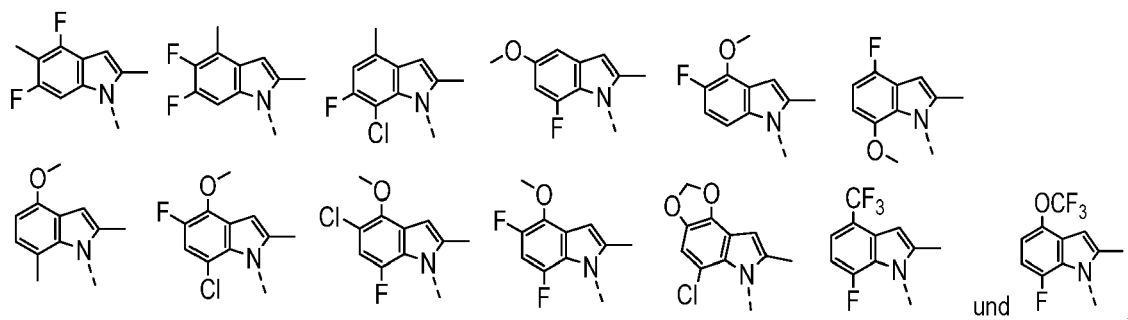
40

45

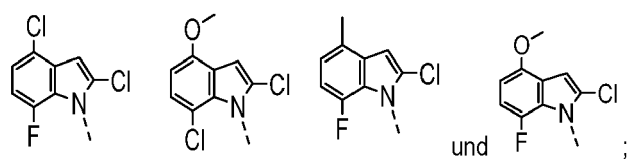
50

55

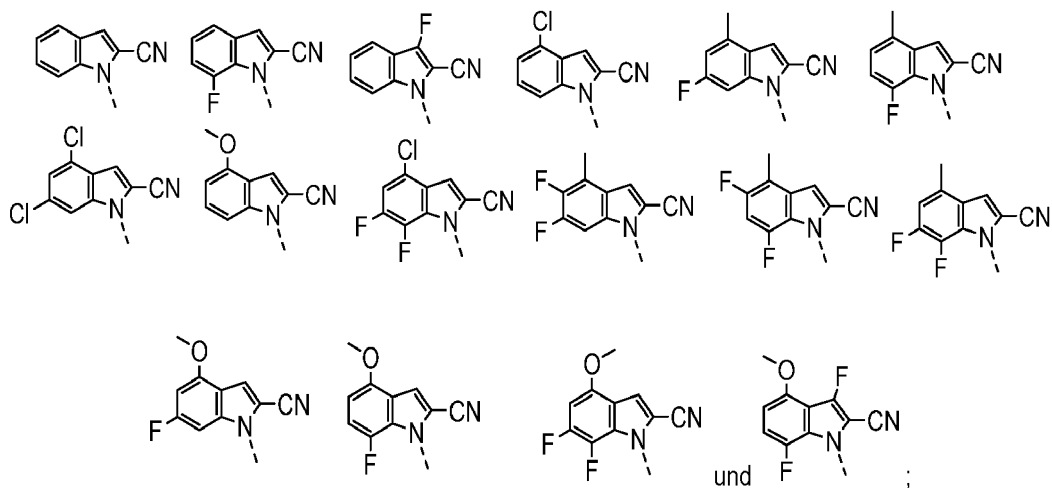




D)

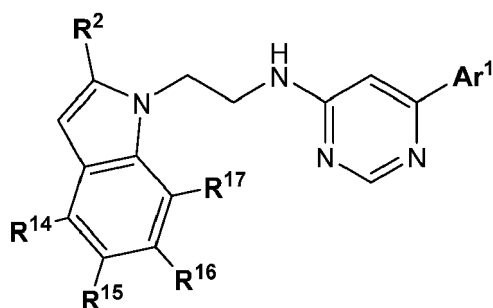


E)



40 oder ein pharmazeutisch akzeptables Salz davon.

9. Verbindung nach Anspruch 1, die eine Verbindung von Formel (II) ist



Formel (II)

wobei

R² Methyl, Chlor oder Cyano repräsentiert; und

• **R¹⁴**, **R¹⁵**, **R¹⁶** und **R¹⁷** unabhängig Folgendes repräsentieren:

R¹⁴ repräsentiert Methyl, Methoxy, Halogen oder Cyano;

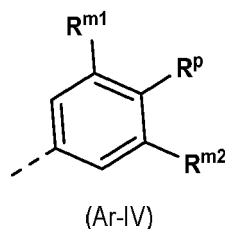
R¹⁵ repräsentiert Wasserstoff, Methyl, Chlor oder Fluor;

R¹⁶ repräsentiert Wasserstoff oder Fluor; und

R¹⁷ repräsentiert Wasserstoff, Chlor oder Fluor;

wobei wenigstens eines aus **R¹⁵**, **R¹⁶** und **R¹⁷** Wasserstoff repräsentiert und **Ar¹** Folgendes repräsentiert:

• eine Phenylgruppe der Struktur (Ar-IV):



wobei

• **R^p** Folgendes repräsentiert:

➤ Hydroxy;

➤ -COOH;

➤ -CO-CH₂-CN;

➤ -CO-(C₁₋₄)Alkoxy;

➤ -CO-NH-SO₂-**R^{S3}**, wobei **R^{S3}** (C₁₋₄)Alkyl, (C₃₋₆)Cycloalkyl; (C₃₋₆)Cycloalkyl-(C₁₋₃)alkyl; (C₁₋₃)Fluoralkyl, Phenyl oder -NH₂ repräsentiert;

➤ -**X¹**-CH₂-COOH, wobei **X¹** O oder NH repräsentiert;

➤ -CO-NR^{N3}R^{N4}, wobei **R^{N3}** und **R^{N4}** unabhängig Wasserstoff, (C₁₋₄)Alkyl, Hydroxy-(C₂₋₄)alkyl, (C₁₋₃)Alkoxy-(C₂₋₄)alkyl, Dimethylamino-(C₂₋₄)alkyl, (C₁₋₄)Alkoxy oder Hydroxy-(C₂₋₄)alkoxy repräsentieren;

➤ -NH-CO-NR^{N5}R^{N6}, wobei **R^{N5}** und **R^{N6}** unabhängig Wasserstoff oder (C₁₋₄)Alkyl repräsentieren;

➤ -SO₂-**R^{S1}**, wobei **R^{S1}** Hydroxy, (C₁₋₄)Alkyl oder -NR^{N7}R^{N8} repräsentiert, wobei **R^{N7}** und **R^{N8}** unabhängig Wasserstoff oder (C₁₋₃)Alkyl repräsentieren;

➤ 5-Oxo-4,5-dihydro-[1,2,4]oxadiazol-3-yl;

➤ Tetrazolyl (insbesondere 1H-Tetrazol-5-yl); oder

➤ 5- oder 6-gliedriges Heteroaryl, ausgewählt aus Oxazolyl, Isoxazolyl, Oxadiazolyl, Thiazolyl, Isothiazolyl, Thiadiazolyl, Imidazolyl, Pyrazolyl, Triazolyl, Pyridinyl, Pyrimidinyl, Pyridazinyl oder Pyrazinyl; wobei das genannte 5- oder 6-gliedrige Heteroaryl unsubstituiert oder mono- oder disubstituiert ist, wobei die Substituenten unabhängig aus (C₁₋₃)Alkyl, (C₁₋₃)Alkoxy, -COOH, Hydroxy, Fluor, 2-Amino-2-oxo-ethyl, 2-Carboxy-ethyl oder -NR^{N9}R^{N10} ausgewählt sind, wobei **R^{N9}** und **R^{N10}** unabhängig Wasserstoff oder (C₁₋₃)Alkyl repräsentieren;

• **R^{m1}** Folgendes repräsentiert:

➤ Wasserstoff;

➤ (C₁₋₆)Alkyl;

➤ (C₁₋₄)Alkoxy;

➤ (C₁₋₃)Fluoralkyl;

➤ (C₁₋₃)Fluoralkoxy;

➤ Halogen;

➤ (C₃₋₆)Cycloalkyl;

➤ (C₃₋₆)Cycloalkyl-oxy;

➤ Hydroxy;

➤ $-(CH_2)_m-NR^{N1}R^{N2}$, wobei m die ganze Zahl 0 oder 1 repräsentiert; und wobei R^{N1} und R^{N2} unabhängig Wasserstoff, (C₁₋₃)Alkyl oder (C₂₋₃)Fluoralkyl repräsentieren; oder R^{N1} und R^{N2} zusammen mit dem Stickstoff, an den sie angefügt sind, einen Pyrrolidinyrning bilden; oder

➤ $-S-R^{S2}$, wobei R^{S2} (C₁₋₄)Alkyl oder (C₃₋₆)Cycloalkyl repräsentiert;

• und R^{m2} Folgendes repräsentiert:

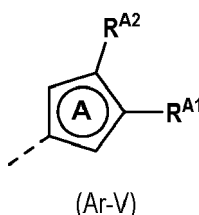
➤ Wasserstoff; oder

➤ (C₁₋₆)Alkyl;

➤ (C₁₋₃)Alkoxy; oder

➤ Halogen;

• oder Ar^1 eine 5-gliedrige Heteroarylgruppe der Struktur (Ar-V) repräsentiert:



wobei in (Ar-V) der Ring A einen Thiophenyl- oder einen Thiazolyrning repräsentiert;
wobei R^{A1} Folgendes repräsentiert:

➤ -COOH;

➤ Tetrazolyl;

➤ -CO-(C₁₋₄)Alkoxy;

➤ -CO-NH-SO₂- R^{S3} , wobei R^{S3} (C₁₋₄)Alkyl, (C₃₋₆)Cycloalkyl; (C₃₋₆)Cycloalkyl-(C₁₋₃)alkyl; (C₁₋₃)Fluoralkyl, Phenyl oder -NH₂ repräsentiert;

➤ $-X^1-CH_2-COOH$, wobei X^1 O oder NH repräsentiert; oder

➤ -CO-NR^{N3}R^{N4}, wobei R^{N3} und R^{N4} unabhängig Wasserstoff, (C₁₋₄)Alkyl, Hydroxy-(C₂₋₄)alkyl oder (C₁₋₃)Alkoxy-(C₂₋₄)alkyl repräsentieren;
und R^{A2} Folgendes repräsentiert:

➤ Wasserstoff;

➤ (C₁₋₆)Alkyl;

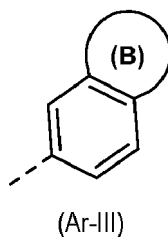
➤ (C₁₋₄)Alkoxy;

➤ (C₁₋₃)Fluoralkyl;

➤ Halogen; oder

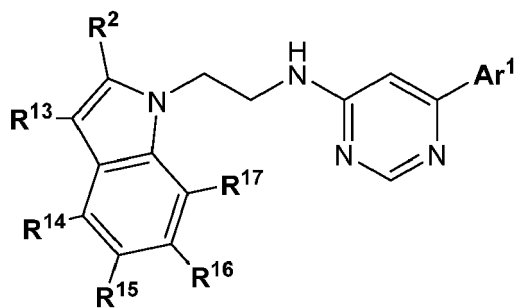
➤ Hydroxy;

- oder **Ar¹** 9- oder 10-gliedriges bicyclisches Heteroaryl repräsentiert, ausgewählt aus 1H-Indol-5-yl, 1H-Indol-4-yl, 1H-Indol-6-yl, Indazol-6-yl, 1H-Benzimidazol-5-yl, 1H-Benzotriazol-5-yl, Chinoxalin-6-yl, Isochinolin-7-yl und Chinolin-6-yl; wobei das genannte 9- oder 10-gliedrige bicyclische Heteroaryl unabhängig unsubstituiert, mono- oder disubstituiert ist, wobei die Substituenten unabhängig aus (C₁₋₄)Alkyl oder -COOH ausgewählt sind;
- oder **Ar¹** eine Gruppe der Struktur (Ar-III) repräsentiert:



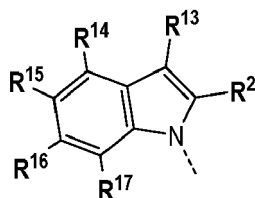
wobei Ring (B) einen nicht aromatischen 5-gliedrigen Ring repräsentiert, der mit der Phenylgruppe fusioniert ist, wobei Ring (B) ein oder zwei Stickstoffringatome umfasst; wobei der genannte Ring (B) unabhängig unsubstituiert, mono- oder disubstituiert ist, wobei die Substituenten unabhängig aus Oxo und (C₁₋₆)Alkyl ausgewählt sind; oder ein pharmazeutisch akzeptables Salz davon.

10. Verbindung nach Anspruch 1, die eine Verbindung von Formel (III) ist:



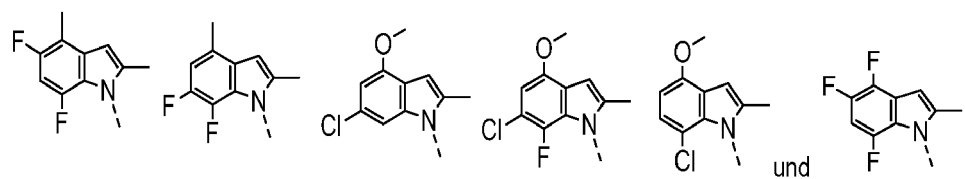
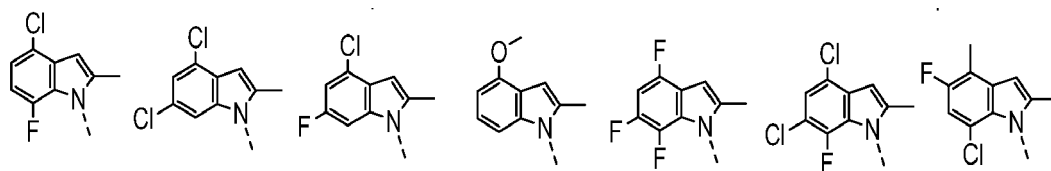
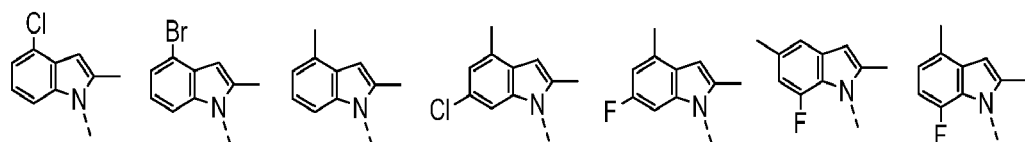
Formel (III)

wobei die Gruppe:

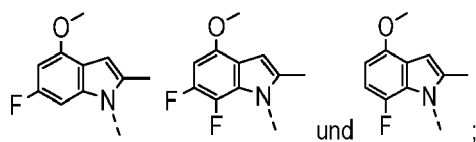


eine Gruppe repräsentiert, die aus den folgenden Gruppen A), B), C), D) und E) ausgewählt ist:

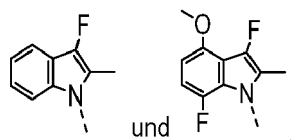
A)



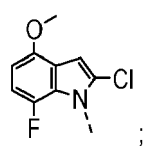
B)



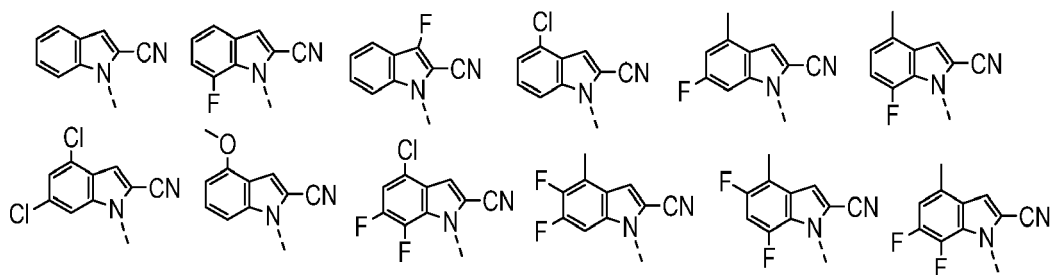
C)

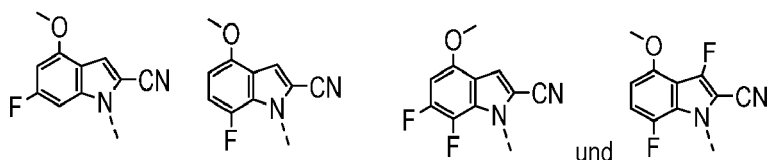


D)



E)





und

Ar¹ Folgendes repräsentiert:

• Phenyl oder 5-gliedriges Heteroaryl, ausgewählt aus Thiophenyl und Thiazolyl; wobei das genannte Phenyl oder 5-gliedrige Heteroaryl unabhängig mono-, di- oder trisubstituiert ist; wobei einer der genannten Substituenten ausgewählt ist aus:

• -X¹CO-R⁰¹, wobei

■ **X¹** eine direkte Bindung, -CH₂-CH₂-, -O-CH₂-, -NH-CH₂-, -CH=CH- oder -NH-CO-* repräsentiert; wobei die Sternchen die Bindung andeuten, die mit der -CO-R⁰¹ Gruppe verknüpft ist; und
 ■ **R⁰¹** Folgendes repräsentiert:

- -OH;
- -O-(C₁₋₄)Alkyl;
- -NH-SO₂-R^{S3}, wobei **R^{S3}** (C₁₋₃)Alkyl, Cyclopropyl oder -NH₂ repräsentiert;
- -O-CH₂-CO-R⁰⁴, wobei **R⁰⁴** Hydroxy oder (C₁₋₄)Alkoxy repräsentiert; oder
- -O-CH₂-O-CO-R⁰⁵, wobei **R⁰⁵** (C₁₋₄)Alkyl oder (C₁₋₄)Alkoxy repräsentiert;

- -NR^{N1}R^{N2}, wobei **R^{N1}** unabhängig Wasserstoff oder (C₁₋₃)Alkyl repräsentiert und **R^{N2}**-CO-H repräsentiert;
- 5-Oxo-4,5-dihydro-[1,2,4]oxadiazol-3-yl oder 3-Oxo-2,3-dihydro-[1,2,4]oxadiazol-5-yl;
- 1H-Tetrazol-5-yl;
- 3-Hydroxy-isoxazol-5-yl;
- Imidazolyl, das unsubstituiert oder durch Methyl mono- oder disubstituiert ist;
- Pyrazolyl;
- Isoxazolyl, Oxazolyl oder Thiadiazolyl; wobei das genannte Isoxazolyl, Oxazolyl oder Thiadiazolyl durch -NR^{N9}R^{N10} monosubstituiert ist, wobei **R^{N9}** Wasserstoff repräsentiert und **R^{N10}** Wasserstoff oder Methyl repräsentiert;

und der/die restliche(n) eine oder zwei der genannten Substituenten (sofern vorhanden) unabhängig ausgewählt ist/sind aus:

- (C₁₋₄)Alkyl;
- (C₁₋₄)Alkoxy;
- 2,2,2-Trifluorethoxy;
- Halogen;
- -NR^{N1}R^{N2}, wobei **R^{N1}** Wasserstoff repräsentiert und **R^{N2}** (C₁₋₃)Alkyl repräsentiert;
- -S-R^{S2}, wobei **R^{S2}** (C₁₋₄)Alkyl repräsentiert;

• oder **Ar¹** 8- bis 10-gliedriges bicyclisches Heteroaryl repräsentiert, ausgewählt aus unsubstituiertem Benzimidazol; unsubstituiertem Indazolyl und Indolyl, das unsubstituiert oder durch -COOR⁰² monosubstituiert ist, wobei **R⁰²** Wasserstoff oder (C₁₋₄)Alkyl repräsentiert;

• oder **Ar¹** Oxo-substituiertes 8- bis 10-gliedriges teilweise aromatisches fusioniertes bicyclisches Heterocycl repräsentiert, ausgewählt aus 2-Oxo-2,3-dihydro-benzooxazolyl, 3-Oxo-2,3-dihydro-1 H-indazolyl, 2-Oxo-1,2,3,4-tetrahydro-chinazolinyl, 1-Oxo-1,2,3,4-tetrahydro-isochinolinyl; wobei das genannte Oxo-substituierte Heterocycl unsubstituiert oder auf einem Ringstickstoffatom durch (C₁₋₃)Alkyl monosubstituiert ist;

oder ein pharmazeutisch akzeptables Salz davon.

11. Verbindung nach Anspruch 1, ausgewählt aus der Gruppe bestehend aus:

3-Chlor-5-{6-[2-(6-fluor-4-methoxy-2-methyl-indol-1-yl)-ethylamino]-pyrimidin-4-yl}-thiophen-2-carbonsäure;
 5-{6-[2-(2-Cyano-indol-1-yl)-ethylamino]-pyrimidin-4-yl}-3-ethoxy-thiophen-2-carbonsäure;
 5 [6-(2,3-Dihydro-1H-indol-5-yl)-pyrimidin-4-yl]-[2-(6-fluor-4-methoxy-2-methyl-indol-1-yl)-ethyl]-amin;
 [2-(7-Fluor-2,4-dimethyl-indol-1-yl)-ethyl]-{6-[4-(1H-imidazol-4-yl)-phenyl]-pyrimidin-4-yl}-amin;
 3-Ethyl-5-{6-[2-(6-fluor-2,4-dimethyl-indol-1-yl)-ethylamino]-pyrimidin-4-yl}-thiophen-2-carbonsäure;
 5-{6-[2-(7-Fluor-4-methoxy-2-methyl-indol-1-yl)-ethylamino]-pyrimidin-4-yl}-3-methyl-thiophen-2-carbonsäure;
 5-{6-[2-(4-Chlor-2-methyl-indol-1-yl)-ethylamino]-pyrimidin-4-yl}-3-ethoxy-thiophen-2-carbonsäure;
 10 3-Ethyl-5-{6-[2-(4-methoxy-2-methyl-indol-1-yl)-ethylamino]-pyrimidin-4-yl}-thiophen-2-carbonsäure;
 3-Chlor-5-{6-[2-(7-fluor-4-methoxy-2-methyl-indol-1-yl)-ethylamino]-pyrimidin-4-yl}-thiophen-2-carbonsäure;
 4-{6-[2-(7-Fluor-2,4-dimethyl-indol-1-yl)-ethylamino]-pyrimidin-4-yl}-2-methylamino-benzoesäure;
 5-{6-[2-(5,7-Difluor-2,4-dimethyl-indol-1-yl)-ethylamino]-pyrimidin-4-yl}-3-ethoxy-thiophen-2-carbonsäure;
 {6-[4-(3-Amino-isoxazol-5-yl)-phenyl]-pyrimidin-4-yl}-[2-(4-methoxy-2-methyl-indol-1-yl)-ethyl]-amin;
 15 [2-(6-Fluor-4-methoxy-2-methyl-indol-1-yl)-ethyl]-{6-[4-(1H-imidazol-4-yl)-phenyl]-pyrimidin-4-yl}-amin;
 [2-(7-Fluor-4-methoxy-2-methyl-indol-1-yl)-ethyl]-{6-[4-(1H-imidazol-4-yl)-phenyl]-pyrimidin-4-yl}-amin;
 [2-(7-Fluor-4-methoxy-2-methyl-indol-1-yl)-ethyl]-{6-[4-(2H-pyrazol-3-yl)-phenyl]-pyrimidin-4-yl}-amin;
 3-Ethoxy-5-{6-[2-(4-methoxy-2-methyl-indol-1-yl)-ethylamino]-pyrimidin-4-yl}-thiophen-2-carbonsäure;
 5-{6-[2-(6-Chlor-2,4-dimethyl-indol-1-yl)-ethylamino]-pyrimidin-4-yl}-3-ethoxy-thiophen-2-carbonsäure;
 20 3-Ethoxy-5-{6-[2-(7-fluor-2,4-dimethyl-indol-1-yl)-ethylamino]-pyrimidin-4-yl}-thiophen-2-carbonsäure;
 3-Ethoxy-5-{6-[2-(7-fluor-2,5-dimethyl-indol-1-yl)-ethylamino]-pyrimidin-4-yl}-thiophen-2-carbonsäure;
 3-Ethoxy-5-{6-[2-(6-fluor-2,4-dimethyl-indol-1-yl)-ethylamino]-pyrimidin-4-yl}-thiophen-2-carbonsäure;
 3-Ethyl-5-{6-[2-(7-fluor-4-methoxy-2-methyl-indol-1-yl)-ethylamino]-pyrimidin-4-yl}-thiophen-2-carbonsäure;
 5-{6-[2-(4,6-Dichlor-2-methyl-indol-1-yl)-ethylamino]-pyrimidin-4-yl}-3-ethoxy-thiophen-2-carbonsäure;
 25 5-{6-[2-(4-Chlor-6-fluor-2-methyl-indol-1-yl)-ethylamino]-pyrimidin-4-yl}-3-ethoxy-thiophen-2-carbonsäure;
 5-{6-[2-(4-Chlor-7-fluor-2-methyl-indol-1-yl)-ethylamino]-pyrimidin-4-yl}-3-ethoxy-thiophen-2-carbonsäure;
 5-{6-[2-(2-Cyano-6-fluor-4-methyl-indol-1-yl)-ethylamino]-pyrimidin-4-yl}-3-ethoxy-thiophen-2-carbonsäure;
 4-{6-[2-(7-Fluor-4-methoxy-2-methyl-indol-1-yl)-ethylamino]-pyrimidin-4-yl}-2-methylamino-benzoesäure;
 5-{6-[2-(7-Chlor-4-methoxy-2-methyl-indol-1-yl)-ethylamino]-pyrimidin-4-yl}-3-ethoxy-thiophen-2-carbonsäure;
 30 3-Ethoxy-5-{6-[2-(6-fluor-4-methoxy-2-methyl-indol-1-yl)-ethylamino]-pyrimidin-4-yl}-thiophen-2-carbonsäure;
 3-Ethoxy-5-{6-[2-(7-fluor-4-methoxy-2-methyl-indol-1-yl)-ethylamino]-pyrimidin-4-yl}-thiophen-2-carbonsäure;
 3-Ethoxy-5-{6-[2-(4,6,7-trifluor-2-methyl-indol-1-yl)-ethylamino]-pyrimidin-4-yl}-thiophen-2-carbonsäure;
 3-Ethoxy-5-{6-[2-(4,5,7-trifluor-2-methyl-indol-1-yl)-ethylamino]-pyrimidin-4-yl}-thiophen-2-carbonsäure;
 5-{6-[2-(6,7-Difluor-2,4-dimethyl-indol-1-yl)-ethylamino]-pyrimidin-4-yl}-3-ethoxy-thiophen-2-carbonsäure;
 35 {6-[4-(3-Amino-isoxazol-5-yl)-phenyl]-pyrimidin-4-yl}-[2-(7-fluor-4-methoxy-2-methyl-indol-1-yl)-ethyl]-amin;
 [2-(6,7-Difluor-4-methoxy-2-methyl-indol-1-yl)-ethyl]-{6-[4-(1H-imidazol-4-yl)-phenyl]-pyrimidin-4-yl}-amin;
 [2-(7-Fluor-2,4-dimethyl-indol-1-yl)-ethyl]-{6-[4-(5-methylamino-[1,3,4]thiadiazol-2-yl)-phenyl]-pyrimidin-4-yl}-amin;
 5-{6-[2-(2-Cyano-6-fluor-4-methoxy-indol-1-yl)-ethylamino]-pyrimidin-4-yl}-3-ethoxy-thiophen-2-carbonsäure;
 40 2-Ethylamino-4-{6-[2-(7-fluor-4-methoxy-2-methyl-indol-1-yl)-ethylamino]-pyrimidin-4-yl}-benzoesäure;
 5-{6-[2-(6,7-Difluor-4-methoxy-2-methyl-indol-1-yl)-ethylamino]-pyrimidin-4-yl}-3-ethoxy-thiophen-2-carbonsäure;
 5-{6-[2-(6-Fluor-2,4-dimethyl-indol-1-yl)-ethylamino]-2-methyl-pyrimidin-4-yl}-3-trifluormethyl-thiophen-2-carbonsäure;
 45 5-{6-[2-(7-Fluor-4-methoxy-2-methyl-indol-1-yl)-ethylamino]-pyrimidin-4-yl}-3-trifluormethyl-thiophen-2-carbonsäure;
 5-{6-[2-(6-Fluor-4-methoxy-2-methyl-indol-1-yl)-ethylamino]-pyrimidin-4-yl}-3-trifluormethyl-thiophen-2-carbonsäure;
 [2-(7-Fluor-4-methoxy-2-methyl-indol-1-yl)-ethyl]-{6-[4-(5-methylamino-[1,3,4]thiadiazol-2-yl)-phenyl]-pyrimidin-4-yl}-amin;
 50 4-{4-{6-[2-(7-Fluor-4-methoxy-2-methyl-indol-1-yl)-ethylamino]-pyrimidin-4-yl}-phenyl}-thiazol-2-carbonsäure;
 2-Chlor-4-{6-[2-(6-chlor-4-methoxy-2-methyl-indol-1-yl)-ethylamino]-pyrimidin-4-yl}-6-propyl-benzoesäure;
 2-Chlor-4-{6-[2-(6-fluor-4-methoxy-2-methyl-indol-1-yl)-ethylamino]-pyrimidin-4-yl}-6-propyl-benzoesäure;
 5-{6-[2-(6,7-Difluor-4-methoxy-2-methyl-indol-1-yl)-ethylamino]-pyrimidin-4-yl}-3-trifluormethyl-thiophen-2-carbonsäure;
 55 4-{6-[2-(6-Fluor-4-methoxy-2-methyl-indol-1-yl)-ethylamino]-pyrimidin-4-yl}-2-isobutyl-benzoesäure;
 5-{6-[2-(7-Fluor-4-methoxy-2-methyl-indol-1-yl)-ethylamino]-2-methyl-pyrimidin-4-yl}-3-trifluormethyl-thiophen-2-carbonsäure;

5-{6-[2-(6-Fluor-4-methoxy-2-methyl-indol-1-yl)-ethylamino]-2-methyl-pyrimidin-4-yl}-3-trifluormethyl-thiophen-2-carbonsäure;
 1-Ethyl-3-(4-{6-[2-(7-fluor-4-methoxy-2-methyl-indol-1-yl)-ethylamino]-pyrimidin-4-yl}-2-methoxy-phenyl)-harnstoff;
 {6-[4-(2-Amino-oxazol-5-yl)-phenyl]-pyrimidin-4-yl}-[2-(6-fluor-4-methoxy-2-methyl-indol-1-yl)-ethyl]-amin;
 {6-[4-(2-Amino-oxazol-5-yl)-phenyl]-pyrimidin-4-yl}-[2-(7-fluor-4-methoxy-2-methyl-indol-1-yl)-ethyl]-amin;
 2-(4-{6-[2-(6-Fluor-4-methoxy-2-methyl-indol-1-yl)-ethylamino]-pyrimidin-4-yl}-phenyl)-thiazol-4-carbonsäure;
 2-(4-{6-[2-(7-Fluor-4-methoxy-2-methyl-indol-1-yl)-ethylamino]-pyrimidin-4-yl}-phenyl)-thiazol-4-carbonsäure;
 [2-(6-Fluor-4-methoxy-2-methyl-indol-1-yl)-ethyl]-{6-[4-(2-methyl-1H-imidazol-4-yl)-phenyl]-pyrimidin-4-yl}-amin;
 [2-(6-Fluor-2,4-dimethyl-indol-1-yl)-ethyl]-{6-[4-(5-methylamino-[1,3,4]thiadiazol-2-yl)-phenyl]-pyrimidin-4-yl}-amin;
 4-{6-[2-(2-Cyano-6-fluor-4-methoxy-indol-1-yl)-ethylamino]-pyrimidin-4-yl}-2-isobutyl-benzoesäure;
 2-Chlor-4-{6-[2-(7-fluor-4-methoxy-2-methyl-indol-1-yl)-ethylamino]-pyrimidin-4-yl}-6-propoxy-benzoesäure;
 2-Butoxy-4-{6-[2-(7-fluor-4-methoxy-2-methyl-indol-1-yl)-ethylamino]-pyrimidin-4-yl}-benzoesäure;
 {6-[4-(2-Amino-oxazol-5-yl)-phenyl]-pyrimidin-4-yl}-[2-(6,7-difluor-4-methoxy-2-methyl-indol-1-yl)-ethyl]-amin;
 [2-(6,7-Difluor-4-methoxy-2-methyl-indol-1-yl)-ethyl]-{6-[4-(2-methyl-1H-imidazol-4-yl)-phenyl]-pyrimidin-4-yl}-amin;
 [2-(6-Fluor-4-methoxy-2-methyl-indol-1-yl)-ethyl]-{6-[4-(5-methylamino-[1,3,4]thiadiazol-2-yl)-phenyl]-pyrimidin-4-yl}-amin;
 {6-[3-Ethoxy-4-(1H-tetrazol-5-yl)-phenyl]-pyrimidin-4-yl}-[2-(7-fluor-4-methoxy-2-methyl-indol-1-yl)-ethyl]-amin;
 {6-[3-Ethylamino-4-(1H-tetrazol-5-yl)-phenyl]-pyrimidin-4-yl}-[2-(7-fluor-4-methoxy-2-methyl-indol-1-yl)-ethyl]-amin;
 [2-(7-Chlor-4-methoxy-2-methyl-indol-1-yl)-ethyl]-{6-[3-ethylamino-4-(1H-tetrazol-5-yl)-phenyl]-pyrimidin-4-yl}-amin;
 {6-[3-Ethylamino-4-(1H-tetrazol-5-yl)-phenyl]-pyrimidin-4-yl}-[2-(4-methoxy-2-methyl-indol-1-yl)-ethyl]-amin;
 {6-[3-Ethylamino-4-(1H-tetrazol-5-yl)-phenyl]-pyrimidin-4-yl}-[2-(7-fluor-2,4-dimethyl-indol-1-yl)-ethyl]-amin;
 3-Butoxy-5-{6-[2-(6-fluor-4-methoxy-2-methyl-indol-1-yl)-ethylamino]-pyrimidin-4-yl}-thiophen-2-carbonsäure;
 3-Butoxy-5-{6-[2-(7-fluor-4-methoxy-2-methyl-indol-1-yl)-ethylamino]-pyrimidin-4-yl}-thiophen-2-carbonsäure;
 5-{6-[2-(6-Fluor-4-methoxy-2-methyl-indol-1-yl)-ethylamino]-pyrimidin-4-yl}-3-propoxy-thiophen-2-carbonsäure;
 5-{6-[2-(7-Fluor-4-methoxy-2-methyl-indol-1-yl)-ethylamino]-pyrimidin-4-yl}-3-isopropoxy-thiophen-2-carbonsäure;
 5-{6-[2-(6-Fluor-4-methoxy-2-methyl-indol-1-yl)-ethylamino]-pyrimidin-4-yl}-3-isopropoxy-thiophen-2-carbonsäure;
 5-{6-[2-(7-Fluor-4-methoxy-2-methyl-indol-1-yl)-ethylamino]-pyrimidin-4-yl}-3-propoxy-thiophen-2-carbonsäure;
 3-(4-{6-[2-(6,7-Difluor-4-methoxy-2-methyl-indol-1-yl)-ethylamino]-pyrimidin-4-yl}-phenyl)-4H-[1,2,4]oxadiazol-5-on;
 2-Chlor-4-{6-[2-(7-fluor-4-methoxy-2-methyl-indol-1-yl)-ethylamino]-pyrimidin-4-yl}-6-isobutoxy-benzoesäure;
 [2-(7-Fluor-4-methoxy-2-methyl-indol-1-yl)-ethyl]-{6-(1H-indol-5-yl)-pyrimidin-4-yl}-amin;
 [2-(6,7-Difluor-4-methoxy-2-methyl-indol-1-yl)-ethyl]-{6-(1H-indol-5-yl)-pyrimidin-4-yl}-amin;
 6-{6-[2-(7-Fluor-4-methoxy-2-methyl-indol-1-yl)-ethylamino]-pyrimidin-4-yl}-1,2-dihydro-indazol-3-on;
 4-{6-[2-(2-Chlor-7-fluor-4-methoxy-indol-1-yl)-ethylamino]-pyrimidin-4-yl}-2-ethoxy-benzoesäure;
 5-{6-[2-(2-Chlor-7-fluor-4-methoxy-indol-1-yl)-ethylamino]-pyrimidin-4-yl}-3-ethoxy-thiophen-2-carbonsäure;
 5-{6-[2-(4-Brom-2-methyl-indol-1-yl)-ethylamino]-pyrimidin-4-yl}-3-ethoxy-thiophen-2-carbonsäure;
 [2-(7-Fluor-4-methoxy-2-methyl-indol-1-yl)-ethyl]-{6-[5-(1H-tetrazol-5-yl)-thiophen-2-yl]-pyrimidin-4-yl}-amin;
 5-{6-[2-(6-Fluor-4-methoxy-2-methyl-indol-1-yl)-ethylamino]-pyrimidin-4-yl}-3-hydroxy-thiophen-2-carbonsäure;
 5-{6-[2-(2-Cyano-7-fluor-4-methoxy-indol-1-yl)-ethylamino]-pyrimidin-4-yl}-3-isopropoxy-thiophen-2-carbonsäure;
 1-(2-{6-[3-Ethoxy-4-(1H-tetrazol-5-yl)-phenyl]-pyrimidin-4-ylamino}-ethyl)-7-fluor-4-methoxy-1H-indol-2-carbonitril;
 5-{6-[2-(2-Cyano-7-fluor-4-methoxy-indol-1-yl)-ethylamino]-pyrimidin-4-yl}-3-trifluormethyl-thiophen-2-carbonsäure;
 5-{6-[2-(2-Cyano-7-fluor-4-methoxy-indol-1-yl)-ethylamino]-pyrimidin-4-yl}-3-ethoxy-thiophen-2-carbonsäure;
 5-{6-[2-(2-Cyano-7-fluor-4-methoxy-indol-1-yl)-ethylamino]-pyrimidin-4-yl}-3-fluor-thiophen-2-carbonsäure;

- 4-{6-[2-(2-Cyano-7-fluor-4-methoxy-indol-1-yl)-ethylamino]-pyrimidin-4-yl}-2-ethoxy-benzoesäure;
 (4-{6-[2-(2-Cyano-7-fluor-4-methoxy-indol-1-yl)-ethylamino]-pyrimidin-4-yl}-2-ethoxy-phenoxy)-essigsäure;
 N-(5-{6-[2-(2-Cyano-7-fluor-4-methoxy-indol-1-yl)-ethylamino]-pyrimidin-4-yl}-3-ethoxy-thiophen-2-carbo-
 5 nyl)-methansulfonamid;
 (2-Ethoxy-4-{6-[2-(7-fluor-4-methoxy-2-methyl-indol-1-yl)-ethylamino]-pyrimidin-4-yl}-phenoxy)-essigsäure;
 (2-Ethoxy-4-{6-[2-(7-fluor-4-methoxy-2-methyl-indol-1-yl)-ethylamino]-pyrimidin-4-yl}-phenylamino)-essigsäure;
 5-{6-[2-(2-Cyano-4-methoxy-indol-1-yl)-ethylamino]-pyrimidin-4-yl}-3-ethoxy-thiophen-2-carbonsäure;
 N-(5-{6-[2-(2-Cyano-7-fluor-4-methoxy-indol-1-yl)-ethylamino]-pyrimidin-4-yl}-3-ethoxy-thiophen-2-carbo-
 10 nyl)-benzolsulfonamid;
 Propan-2-sulfonsäure (5-{6-[2-(2-cyano-7-fluor-4-methoxy-indol-1-yl)-ethylamino]-pyrimidin-4-yl}-3-ethoxy-thiophen-2-carbonyl)-amid;
 Cyclopropansulfonsäure (5-{6-[2-(2-cyano-7-fluor-4-methoxy-indol-1-yl)-ethylamino]-pyrimidin-4-yl}-3-ethoxy-thiophen-2-carbonyl)-amid;
 15 5-{6-[2-(2-Cyano-7-fluor-4-methoxy-indol-1-yl)-ethylamino]-pyrimidin-4-yl}-3-ethoxy-thiophen-2-carbonsäure-methylamid;
 Ethansulfonsäure (5-{6-[2-(2-cyano-7-fluor-4-methoxy-indol-1-yl)-ethylamino]-pyrimidin-4-yl}-3-ethoxy-thiophen-2-carbonyl)-amid;
 7-Fluor-1-(2-{6-[4-(1H-imidazol-4-yl)-3-methoxy-phenyl]-pyrimidin-4-ylamino}-ethyl)-4-methoxy-1 H-indol-2-
 20 carbonitril;
 7-Fluor-4-methoxy-1-(2-{6-[4-(5-methyl-1H-imidazol-4-yl)-phenyl]-pyrimidin-4-ylamino}-ethyl)-1H-indol-2-carbonitril;
 1-(2-{6-[3-Ethoxy-4-((5-oxo-4,5-dihydro-[1,2,4]oxadiazol-3-yl)-phenyl]-pyrimidin-4-ylamino)-ethyl}-7-fluor-4-methoxy-1H-indol-2-carbonitril;
 25 1-(2-{6-[4-(2,5-Dimethyl-1H-imidazol-4-yl)-phenyl]-pyrimidin-4-ylamino}-ethyl)-7-fluor-4-methoxy-1H-indol-2-carbonitril;
 1-(2-{6-[3-Ethyl-4-hydroxy-phenyl]-pyrimidin-4-ylamino}-ethyl)-7-fluor-4-methoxy-1H-indol-2-carbonitril;
 1-(2-{6-[4-(1,5-Dimethyl-1H-imidazol-4-yl)-phenyl]-pyrimidin-4-ylamino}-ethyl)-7-fluor-4-methoxy-1H-indol-2-carbonitril;
 30 1-(2-{6-[4-(1,2-Dimethyl-1H-imidazol-4-yl)-phenyl]-pyrimidin-4-ylamino}-ethyl)-7-fluor-4-methoxy-1H-indol-2-carbonitril;
 7-Fluor-1-(2-{6-[4-((5-oxo-4,5-dihydro-[1,2,4]oxadiazol-3-yl)-phenyl]-pyrimidin-4-ylamino)-ethyl}-4-methoxy-1H-indol-2-carbonitril;
 7-Fluor-1-(2-{6-[5-(3-hydroxy-oxetan-3-yl)-4-methoxy-thiophen-2-yl]-pyrimidin-4-ylamino}-ethyl)-4-methoxy-
 35 1H-indol-2-carbonitril;
 1-(2-{6-[4-(2-Cyclopropyl-1-methyl-1H-imidazol-4-yl)-phenyl]-pyrimidin-4-ylamino}-ethyl)-7-fluor-4-methoxy-1H-indol-2-carbonitril;
 (4-{6-[2-(2-Cyano-7-fluor-4-methoxy-indol-1-yl)-ethylamino]-pyrimidin-4-yl}-2-trifluormethoxy-phenoxy)-essigsäure;
 40 7-Fluor-1-(2-{6-[4-(3H-imidazol-4-yl)-phenyl]-pyrimidin-4-ylamino}-ethyl)-4-methoxy-1H-indol-2-carbonitril;
 3-(2-Ethoxy-4-{6-[2-(7-fluor-4-methoxy-2-methyl-indol-1-yl)-ethylamino]-pyrimidin-4-yl}-phenyl)-[1,2,4]oxadiazol-5(4H)-on;
 7-Fluor-1-(2-{6-[4-(3-oxo-2,3-dihydro-1,2,4-oxadiazol-5-yl)-phenyl]-pyrimidin-4-ylamino}-ethyl)-4-methoxy-1 H-indol-2-carbonitril;
 45 5-{6-[2-(7-Fluor-4-methoxy-2-methyl-indol-1-yl)-ethylamino]-pyrimidin-4-yl}-3-(2,2,2-trifluor-ethoxy)-thiophen-2-carbonsäure;
 (4-{6-[2-(2-Cyano-7-fluor-4-methoxy-indol-1-yl)-ethylamino]-pyrimidin-4-yl}-2-ethyl-phenoxy)-essigsäure;
 3-(2-Ethoxy-4-{6-[2-(6-fluor-2,4-dimethyl-indol-1-yl)-ethylamino]-pyrimidin-4-yl}-phenyl)-[1,2,4]oxadiazol-5(4H)-on;
 50 2-Butoxy-6-chlor-4-(6-((2-(7-fluor-4-methoxy-2-methyl-1H-indol-1-yl)ethyl-1,1,2,2-d4)amino)pyrimidin-4-yl)benzoesäure;
 5-{6-[2-(7-Chlor-5-fluor-2,4-dimethyl-indol-1-yl)-ethylamino]-pyrimidin-4-yl}-3-ethoxy-thiophen-2-carbonsäure;
 5-{6-[2-(6-Fluor-4-methoxy-2-methyl-indol-1-yl)-ethylamino]-pyrimidin-4-yl}-3-(2,2,2-trifluor-ethoxy)-thiophen-2-carbonsäure;
 55 2-(2-Ethoxy-4-{6-[2-(7-fluor-4-methoxy-2-methyl-indol-1yl)-ethylamino]-pyrimidin-4-yl}-phenylamino)-propionsäure;
 5-{6-[2-(2-Cyano-3-fluor-indol-1-yl)-ethylamino]-pyrimidin-4-yl}-3-trifluormethyl-thiophen-2-carbonsäure;
 5-{6-[2-(2-Cyano-7-fluor-4-methyl-indol-1-yl)-ethylamino]-pyrimidin-4-yl}-3-fluor-thiophen-2-carbonsäure;

- 7-Fluor-1-(2-{6-[4-(3-hydroxy-isoxazol-5-yl)-phenyl]-pyrimidin-4-ylamino}-ethyl)-4-methoxy-1H-indol-2-carbonitril;
 N-(4-{6-[2-(2-Cyano-7-fluor-4-methoxy-indol-1-yl)-ethylamino]-pyrimidin-4-yl}-2-ethoxy-phenyl)-oxalaminsäure;
 5 7-Fluor-1-(2-{6-[4-(3-hydroxy-isoxazol-5-yl)-3-methoxy-phenyl]-pyrimidin-4-ylamino}-ethyl)-4-methoxy-1H-indol-2-carbonitril;
 5-{6-[2-(2-Cyano-7-fluor-4-methyl-indol-1-yl)-ethylamino]-pyrimidin-4-yl}-3-trifluormethyl-thiophen-2-carbonsäure;
 (4-{6-[2-(2-Cyano-7-fluor-4-methoxy-indol-1-yl)-ethylamino]-pyrimidin-4-yl}-2-ethoxy-phenylamino)-essigsäure;
 10 1-(2-{6-[4-(2-Cyclopropyl-1 H-imidazol-4-yl)-phenyl]-pyrimidin-4-ylamino}-ethyl)-7-fluor-4-methoxy-1 H-indol-2-carbonitril;
 5-{6-[2-(6-Chlor-7-fluor-4-methoxy-2-methyl-indol-1-yl)-ethylamino]-pyrimidin-4-yl}-3-ethoxy-thiophen-2-carbonsäure;
 15 (4-{6-[2-(2-Cyano-4-methoxy-indol-1-yl)-ethylamino]-pyrimidin-4-yl}-2-ethoxy-phenylamino)-essigsäure;
 7-Fluor-1-{2-[6-(4-hydroxy-3-trifluormethoxy-phenyl)-pyrimidin-4-ylamino]-ethyl}-4-methoxy-1H-indol-2-carbonitril;
 1-{2-[6-(3-Chlor-4-hydroxy-phenyl)-pyrimidin-4-ylamino]-ethyl}-7-fluor-4-methoxy-1H-indol-2-carbonitril;
 5-{6-[2-(4,6-Dichlor-7-fluor-2-methyl-indol-1-yl)-ethylamino]-pyrimidin-4-yl}-3-ethoxy-thiophen-2-carbonsäure;
 20 5-{6-[2-(6-Chlor-4-methoxy-2-methyl-indol-1-yl)-ethylamino]-pyrimidin-4-yl}-3-isopropoxy-thiophen-2-carbonsäure;
 (4-{6-[2-(2-Cyano-4-methoxy-indol-1-yl)-ethylamino]-pyrimidin-4-yl}-2-ethoxy-phenoxy)-essigsäure;
 5-{6-[2-(6-Chlor-4-methoxy-2-methyl-indol-1-yl)-ethylamino]-pyrimidin-4-yl}-3-ethoxy-thiophen-2-carbonsäure;
 25 2-Butoxy-4-{6-[2-(2-cyano-7-fluor-4-methoxy-indol-1-yl)-ethylamino]-pyrimidin-4-yl}-benzoesäure;
 4-{6-[2-(7-Fluor-4-methoxy-2-methyl-indol-1-yl)-ethylamino]-pyrimidin-4-yl}-2-trifluormethoxy-phenol;
 3-Ethoxy-5-{6-[2-(3-fluor-2-methyl-indol-1-yl)-ethylamino]-pyrimidin-4-yl}-thiophen-2-carbonsäure;
 5-{6-[2-(2-Cyano-3-fluor-indol-1-yl)-ethylamino]-pyrimidin-4-yl}-3-ethoxy-thiophen-2-carbonsäure;
 (2-Ethoxy-4-{6-[2-(7-fluor-2,4-dimethyl-indol-1-yl)-ethylamino]-pyrimidin-4-yl}-phenylamino)-essigsäure;
 2-Butoxy-4-{6-[2-(6,7-difluor-4-methoxy-2-methyl-indol-1-yl)-ethylamino]-pyrimidin-4-yl}-benzoesäure;
 30 5-{6-[2-(2,4-Dimethyl-indol-1-yl)-ethylamino]-pyrimidin-4-yl}-3-isopropoxy-thiophen-2-carbonsäure;
 5-{6-[2-(2,4-Dimethyl-indol-1-yl)-ethylamino]-pyrimidin-4-yl}-3-ethoxy-thiophen-2-carbonsäure;
 3-(2-Ethoxy-4-{6-[2-(4-methoxy-2-methyl-indol-1-yl)-ethylamino]-pyrimidin-4-yl}-phenyl)-[1,2,4]oxadiazol-5(4H)-on;
 5-{6-[2-(4,6-Dichlor-2-cyano-indol-1-yl)-ethylamino]-pyrimidin-4-yl}-3-ethoxy-thiophen-2-carbonsäure;
 35 5-{6-[2-(2-Cyano-5,6-difluor-4-methyl-indol-1-yl)-ethylamino]-pyrimidin-4-yl}-3-ethoxy-thiophen-2-carbonsäure;
 5-{6-[2-(2-Cyano-7-fluor-4-methyl-indol-1-yl)-ethylamino]-pyrimidin-4-yl}-3-ethoxy-thiophen-2-carbonsäure;
 5-{6-[2-(2-Cyano-7-fluor-indol-1-yl)-ethylamino]-pyrimidin-4-yl}-3-ethoxy-thiophen-2-carbonsäure;
 (4-{6-[2-(2-Cyano-7-fluor-4-methyl-indol-1-yl)-ethylamino]-pyrimidin-4-yl}-2-ethoxy-phenoxy)-essigsäure;
 40 (4-{6-[2-(2-Cyano-7-fluor-indol-1-yl)-ethylamino]-pyrimidin-4-yl}-2-ethoxy-phenylamino)-essigsäure;
 1-{2-[6-(3-Ethoxy-4-hydroxy-phenyl)-pyrimidin-4-ylamino]-ethyl}-7-fluor-4-methoxy-1H-indol-2-carbonitril;
 5-{6-[2-(2-Cyano-7-fluor-4-methoxy-indol-1-yl)-ethylamino]-pyrimidin-4-yl}-thiophen-2-carbonsäureamid;
 5-{6-[2-(2-Cyano-4-methoxy-indol-1-yl)-ethylamino]-pyrimidin-4-yl}-3-fluor-thiophen-2-carbonsäure;
 5-{6-[2-(4-Chlor-2-cyano-6,7-difluor-indol-1-yl)-ethylamino]-pyrimidin-4-yl}-3-fluor-thiophen-2-carbonsäure;
 45 2-Butoxy-4-{6-[2-(2-cyano-7-fluor-4-methoxy-indol-1-yl)-ethylamino]-pyrimidin-4-yl}-6-fluor-benzoesäure;
 2-Butoxy-6-chlor-4-{6-[2-(2-cyano-7-fluor-4-methoxy-indol-1-yl)-ethylamino]-pyrimidin-4-yl}-benzoesäure;
 2-Chlor-4-{6-[2-(2-cyano-7-fluor-4-methoxy-indol-1-yl)-ethylamino]-pyrimidin-4-yl}-6-propoxy-benzoesäure;
 4-{6-[2-(2-Cyano-7-fluor-4-methoxy-indol-1-yl)-ethylamino]-pyrimidin-4-yl}-2-fluor-6-propoxy-benzoesäure;
 5-{6-[2-(4-Chlor-2-cyano-indol-1-yl)-ethylamino]-pyrimidin-4-yl}-3-ethoxy-thiophen-2-carbonsäure;
 50 5-{6-[2-(2-Cyano-4-methoxy-indol-1-yl)-ethylamino]-pyrimidin-4-yl}-3-trifluormethyl-thiophen-2-carbonsäure;
 5-{6-[2-(4-Chlor-2-cyano-indol-1-yl)-ethylamino]-pyrimidin-4-yl}-3-trifluormethyl-thiophen-2-carbonsäure;
 5-{6-[2-(4-Chlor-2-cyano-6,7-difluor-indol-1-yl)-ethylamino]-pyrimidin-4-yl}-3-trifluormethyl-thiophen-2-carbonsäure;
 2-Chlor-4-{6-[2-(2-cyano-7-fluor-4-methoxy-indol-1-yl)-ethylamino]-pyrimidin-4-yl}-6-isobutoxy-benzoesäure;
 55 (4-{6-[2-(4-Chlor-2-cyano-indol-1-yl)-ethylamino]-pyrimidin-4-yl}-2-ethoxy-phenylamino)-essigsäure;
 (4-{6-[2-(4-Chlor-2-cyano-6,7-difluor-indol-1-yl)-ethylamino]-pyrimidin-4-yl}-2-ethoxy-phenylamino)-essigsäure;
 4-{6-[2-(2-Cyano-7-fluor-4-methoxy-indol-1-yl)-ethylamino]-pyrimidin-4-yl}-2-difluormethoxy-benzoesäure;

- 7-Fluor-4-methoxy-1-{2-[6-(1-methyl-2-oxo-1,2,3,4-tetrahydro-chinazolin-7-yl)-pyrimidin-4-ylamino]-ethyl}-1 H-indol-2-carbonitril;
 7-Fluor-4-methoxy-1-{2-[6-(1-methyl-3-oxo-2,3-dihydro-1H-indazol-6-yl)-pyrimidin-4-ylamino]-ethyl}-1 H-indol-2-carbonitril;
 3-{6-[2-(2-Cyano-7-fluor-4-methoxy-indol-1-yl)-ethylamino]-pyrimidin-4-yl}-5-ethylsulfanyl-benzoesäure;
 7-Fluor-4-methoxy-1-{2-[6-[4-(3H-[1,2,3]triazol-4-yl)-phenyl]-pyrimidin-4-ylamino]-ethyl}-1 H-indol-2-carbonitril;
 3-{3-[6-[2-(2-Cyano-7-fluor-4-methoxy-indol-1-yl)-ethylamino]-pyrimidin-4-yl]-5-ethoxy-phenoxy}-propionsäure;
 3-{4-[6-[2-(2-Cyano-7-fluor-4-methoxy-indol-1-yl)-ethylamino]-pyrimidin-4-yl]-2-ethoxy-phenoxy}-propionsäure;
 4-{6-[2-(2-Cyano-7-fluor-4-methoxy-indol-1-yl)-ethylamino]-pyrimidin-4-yl}-2-ethoxy-3-fluor-benzoesäure;
 4-{6-[2-(2-Cyano-7-fluor-4-methoxy-indol-1-yl)-ethylamino]-pyrimidin-4-yl}-2-ethoxy-benzenesulfonamid;
 1-{2-[6-[3-Ethoxy-4-(3H-[1,2,3]triazol-4-yl)-phenyl]-pyrimidin-4-ylamino]-ethyl}-7-fluor-4-methoxy-1 H-indol-2-carbonitril;
 3-{5-[6-[2-(2-Cyano-7-fluor-4-methoxy-indol-1-yl)-ethylamino]-pyrimidin-4-yl]-3-ethoxy-thiophen-2-yl}-propionsäure;
 7-Fluor-1-{2-[6-[4-(2-hydroxy-3,4-dioxo-cyclobut-1-enyl)-phenyl]-pyrimidin-4-ylamino]-ethyl}-4-methoxy-1 H-indol-2-carbonitril;
 4-{6-[2-(2-Cyano-7-fluor-4-methoxy-indol-1-yl)-ethylamino]-pyrimidin-4-yl}-2-ethoxy-phenyl)-oxo-essigsäure;
 4-{6-[2-(2-Cyano-7-fluor-4-methoxy-indol-1-yl)-ethylamino]-pyrimidin-4-yl}-2-propylsulfanyl-benzoesäure;
 4-{6-[2-(2-Cyano-6-fluor-4-methoxy-indol-1-yl)-ethylamino]-pyrimidin-4-yl}-2-propylsulfanyl-benzoesäure;
 4-{6-[2-(2-Cyano-7-fluor-4-methoxy-indol-1-yl)-ethylamino]-pyrimidin-4-yl}-2-isopropylsulfanyl-benzoesäure;
 4-{6-[2-(2-Cyano-6-fluor-4-methoxy-indol-1-yl)-ethylamino]-pyrimidin-4-yl}-2-isopropylsulfanyl-benzoesäure;
 4-{6-[2-(2-Cyano-7-fluor-4-methoxy-indol-1-yl)-ethylamino]-pyrimidin-4-yl}-2-fluor-6-propyl-benzoesäure;
 5-{6-[2-(2-Cyano-5,7-difluor-4-methyl-indol-1-yl)-ethylamino]-pyrimidin-4-yl}-3-ethoxy-thiophen-2-carbonsäure;
 5-{6-[2-(2-Cyano-6,7-difluor-4-methyl-indol-1-yl)-ethylamino]-pyrimidin-4-yl}-3-ethoxy-thiophen-2-carbonsäure;
 5-{6-[2-(2-Cyano-6,7-difluor-4-methoxy-indol-1-yl)-ethylamino]-pyrimidin-4-yl}-3-ethoxy-thiophen-2-carbonsäure;
 4-{6-[2-(2-Cyano-6,7-difluor-4-methoxy-indol-1-yl)-ethylamino]-pyrimidin-4-yl}-2-ethoxy-phenoxy)-essigsäure;
 4-{6-[2-(2-Cyano-6,7-difluor-4-methoxy-indol-1-yl)-ethylamino]-pyrimidin-4-yl}-2-ethoxy-phenylamino)-essigsäure;
 4-{6-[2-(2-Cyano-7-fluor-4-methoxy-indol-1-yl)-ethylamino]-pyrimidin-4-yl}-2-propyl-benzoesäure;
 4-{6-[2-(2-Cyano-7-fluor-4-methoxy-indol-1-yl)-ethylamino]-pyrimidin-4-yl}-2-ethyl-benzoesäure;
 4-{6-[2-(2-Cyano-7-fluor-4-methoxy-indol-1-yl)-ethylamino]-pyrimidin-4-yl}-2-isobutoxy-benzoesäure;
 4-{6-[2-(2-Cyano-7-fluor-4-methoxy-indol-1-yl)-ethylamino]-pyrimidin-4-yl}-2-propoxy-benzoesäure;
 4-{6-[2-(2-Cyano-7-fluor-4-methyl-indol-1-yl)-ethylamino]-pyrimidin-4-yl}-2-ethylsulfanyl-benzoesäure;
 4-{6-[2-(2-Cyano-4-methoxy-indol-1-yl)-ethylamino]-pyrimidin-4-yl}-2-ethylsulfanyl-benzoesäure;
 4-{6-[2-(2-Cyano-7-fluor-4-methoxy-indol-1-yl)-ethylamino]-pyrimidin-4-yl}-2-ethylsulfanyl-benzoesäure;
 4-{6-[2-(2-Cyano-6-fluor-4-methoxy-indol-1-yl)-ethylamino]-pyrimidin-4-yl}-2-ethylsulfanyl-benzoesäure;
 4-{6-[2-(2-Cyano-6,7-difluor-4-methoxy-indol-1-yl)-ethylamino]-pyrimidin-4-yl}-2-ethylsulfanyl-benzoesäure;
 4-{6-[2-(2-Cyano-6,7-difluor-4-methyl-indol-1-yl)-ethylamino]-pyrimidin-4-yl}-2-ethoxy-benzoesäure;
 4-{6-[2-(2-Cyano-4-methoxy-indol-1-yl)-ethylamino]-pyrimidin-4-yl}-2-methylamino-benzoesäure;
 2-{6-[2-(2-Cyano-7-fluor-4-methoxy-indol-1-yl)-ethylamino]-pyrimidin-4-yl}-1H-indol-5-carbonsäure;
 7-Fluor-1-{2-[6-(1H-indol-2-yl)-pyrimidin-4-ylamino]-ethyl}-4-methoxy-1H-indol-2-carbonitril;
 2-{6-[2-(2-Cyano-7-fluor-4-methoxy-indol-1-yl)-ethylamino]-pyrimidin-4-yl}-1H-indol-5-carbonsäuremethylester;
 7-Fluor-1-{2-[6-[4-(2-hydroxy-ethoxy)-phenyl]-pyrimidin-4-ylamino]-ethyl}-4-methoxy-1H-indol-2-carbonitril;
 7-Fluor-1-{2-[6-(1H-indol-6-yl)-pyrimidin-4-ylamino]-ethyl}-4-methoxy-1H-indol-2-carbonitril;
 7-Fluor-4-methoxy-1-{2-[6-(1 H-pyrrolo[2,3-c]pyridin-3-yl)-pyrimidin-4-ylamino]-ethyl}-1 H-indol-2-carbonitril;
 7-Fluor-1-{2-[6-(1H-indol-3-yl)-pyrimidin-4-ylamino]-ethyl}-4-methoxy-1H-indol-2-carbonitril;
 7-Fluor-4-methoxy-1-{2-[6-(2-oxo-1,2,3,4-tetrahydro-chinazolin-6-yl)-pyrimidin-4-ylamino]-ethyl}-1 H-indol-2-carbonitril;
 N-(4-{6-[2-(2-Cyano-7-fluor-4-methoxy-indol-1-yl)-ethylamino]-pyrimidin-4-yl}-phenyl)-formamid;
 7-Fluor-4-methoxy-1-{2-[6-(2-oxo-2,3-dihydro-benzooxazol-6-yl)-pyrimidin-4-ylamino]-ethyl}-1H-indol-2-car-

bonitril;

7-Fluor-4-methoxy-1-{2-[6-(3-methyl-2-oxo-2,3-dihydro-benzooxazol-5-yl)-pyrimidin-4-ylamino]-ethyl}-1H-indol-2-carbonitril;

7-Fluor-1-{2-[6-(1H-indazol-5-yl)-pyrimidin-4-ylamino]-ethyl}-4-methoxy-1H-indol-2-carbonitril;

7-Fluor-4-methoxy-1-{2-[6-(1 H-pyrrolo[2,3-b]pyridin-3-yl)-pyrimidin-4-ylamino]-ethyl}-1 H-indol-2-carbonitril;

7-Fluor-4-methoxy-1-{2-[6-(1 H-pyrrolo[2,3-b]pyridin-5-yl)-pyrimidin-4-ylamino]-ethyl}-1 H-indol-2-carbonitril;

7-Fluor-4-methoxy-1-{2-[6-(1-methyl-1H-pyrrolo[2,3-b]pyridin-5-yl)-pyrimidin-4-ylamino]-ethyl}-1 H-indol-2-carbonitril;

1-(4-{6-[2-(2-Cyano-7-fluor-4-methoxy-indol-1-yl)-ethylamino]-pyrimidin-4-yl}-2-methoxy-phenyl)-3-ethyl-harnstoff;

1-{2-[6-(1 H-Benzoimidazol-5-yl)-pyrimidin-4-ylamino]-ethyl}-7-fluor-4-methoxy-1 H-indol-2-carbonitril;

1-{2-[6-(3H-Benzotriazol-5-yl)-pyrimidin-4-ylamino]-ethyl}-7-fluor-4-methoxy-1 H-indol-2-carbonitril;

7-Fluor-4-methoxy-1-{2-[6-(1-oxo-1,2,3,4-tetrahydro-isochinolin-6-yl)-pyrimidin-4-ylamino]-ethyl}-1H-indol-2-carbonitril;

1-{2-[6-(3-Ethoxy-4-formyl-phenyl)-pyrimidin-4-ylamino]-ethyl}-7-fluor-4-methoxy-1H-indol-2-carbonitril;

7-Fluor-1-{2-[6-(1H-indol-5-yl)-pyrimidin-4-ylamino]-ethyl}-4-methoxy-1H-indol-2-carbonitril;

4-{6-[2-(2-Cyano-7-fluor-4-methoxy-indol-1-yl)-ethylamino]-pyrimidin-4-yl}-2-fluor-benzoesäuremethylester;

7-Fluor-1-{2-[6-(4-hydroxy-3-trifluormethyl-phenyl)-pyrimidin-4-ylamino]-ethyl}-4-methoxy-1H-indol-2-carbonitril;

3-{6-[2-(2-Cyano-7-fluor-4-methoxy-indol-1-yl)-ethylamino]-pyrimidin-4-yl}-5-ethoxy-benzoesäure;

5-{6-[2-(2-Cyano-7-fluor-4-methoxy-indol-1-yl)-ethylamino]-pyrimidin-4-yl}-thiophen-3-carbonsäureethylester;

4-{6-[2-(2-Cyano-7-fluor-4-methoxy-indol-1-yl)-ethylamino]-pyrimidin-4-yl}-2-methylamino-benzoesäure;

4-{6-[2-(5,7-Difluor-2,4-dimethyl-indol-1-yl)-ethylamino]-pyrimidin-4-yl}-2-methylamino-benzoesäure;

3-(5-{6-[2-(7-Fluor-4-methoxy-2-methyl-indol-1-yl)-ethylamino]-pyrimidin-4-yl}-3-isopropoxy-thiophen-2-yl)-propionsäure;

3-(3-Ethoxy-5-{6-[2-(7-fluor-4-methoxy-2-methyl-indol-1-yl)-ethylamino]-pyrimidin-4-yl}-thiophen-2-yl)-propionsäure;

(E)-3-(3-Ethoxy-5-{6-[2-(7-fluor-4-methoxy-2-methyl-indol-1-yl)-ethylamino]-pyrimidin-4-yl}-thiophen-2-yl)-acrylsäure;

4-{6-[2-(6-Fluor-4-methoxy-2-methyl-indol-1-yl)-ethylamino]-pyrimidin-4-yl}-2-methylamino-benzoesäure;

3-Chlor-5-{6-[2-(4-chlor-2-cyano-indol-1-yl)-ethylamino]-pyrimidin-4-yl}-thiophen-2-carbonsäure;

3-Chlor-5-{6-[2-(4-chlor-2-cyano-6,7-difluor-indol-1-yl)-ethylamino]-pyrimidin-4-yl}-thiophen-2-carbonsäure;

N-(3-Ethoxy-5-{6-[2-(7-fluor-4-methoxy-2-methyl-indol-1-yl)-ethylamino]-pyrimidin-4-yl}-thiophen-2-carbonyl)-methansulfonamid;

5-{6-[2-(2-Cyano-7-fluor-4-methoxy-indol-1-yl)-ethylamino]-pyrimidin-4-yl}-3-ethoxy-thiophen-2-carbonsäure-reethylamid;

5-{6-[2-(2-Cyano-7-fluor-4-methoxy-indol-1-yl)-ethylamino]-pyrimidin-4-yl}-3-ethoxy-thiophen-2-carbonsäure-dimethylamid;

5-{6-[2-(2-Cyano-7-fluor-4-methoxy-indol-1-yl)-ethylamino]-pyrimidin-4-yl}-3-ethoxy-thiophen-2-carbonsäure (2-hydroxy-ethyl)-amid;

5-{6-[2-(2-Cyano-7-fluor-4-methoxy-indol-1-yl)-ethylamino]-pyrimidin-4-yl}-3-ethoxy-thiophen-2-carbonsäure-isopropylamid;

5-{6-[2-(2-Cyano-7-fluor-4-methoxy-indol-1-yl)-ethylamino]-pyrimidin-4-yl}-3-ethoxy-thiophen-2-carbonsäure (2-methoxy-ethyl)-amid;

5-(6-((2-(2-Cyano-7-fluor-4-methoxy-1H-indol-1-yl)ethyl)amino)pyrimidin-4-yl)-3-ethoxy-N-sulfamoylthiophen-2-carboxamid;

5-{6-[2-(2-Cyano-7-fluor-4-methoxy-indol-1-yl)-ethylamino]-pyrimidin-4-yl}-3-ethoxy-thiophen-2-carbonsäure-hydroxyamid;

(3-Ethoxy-5-{6-[2-(7-fluor-4-methoxy-2-methyl-indol-1-yl)-ethylamino]-pyrimidin-4-yl}-thiophen-2-yl)-methanol;

2-{6-[2-(7-Fluor-4-methoxy-2-methyl-indol-1-yl)-ethylamino]-pyrimidin-4-yl}-4-isopropoxy-thiazol-5-carbonsäure;

2-{6-[2-(7-Fluor-4-methoxy-2-methyl-indol-1-yl)-ethylamino]-pyrimidin-4-yl}-4-methoxy-thiazol-5-carbonsäure;

4-Ethoxy-2-{6-[2-(7-fluor-4-methoxy-2-methyl-indol-1-yl)-ethylamino]-pyrimidin-4-yl}-thiazol-5-carbonsäure;

2-{6-[2-(7-Fluor-4-methoxy-2-methyl-indol-1-yl)-ethylamino]-pyrimidin-4-yl}-4-propoxy-thiazol-5-carbonsäure;

2-{6-[2-(7-Fluor-4-methoxy-2-methyl-indol-1-yl)-ethylamino]-pyrimidin-4-yl}-4-isobutyl-thiazol-5-carbonsäure;

5-{6-[2-(2-Cyano-7-fluor-4-methoxy-indol-1-yl)-ethylamino]-pyrimidin-4-yl}-3-ethoxy-thiophen-2-carbonsäure-carboxymethylester;

5-{6-[2-(2-Cyano-7-fluor-4-methoxy-indol-1-yl)-ethylamino]-pyrimidin-4-yl}-3-ethoxy-thiophen-2-carbonsäure-

dimethylcarbamoylmethylester;
 5-{6-[2-(2-Cyano-7-fluor-4-methoxy-indol-1-yl)-ethylamino]-pyrimidin-4-yl}-3-ethoxy-thiophen-2-carbonsäure-
 butyryloxymethylester;
 5-{6-[2-(2-Cyano-7-fluor-4-methoxy-indol-1-yl)-ethylamino]-pyrimidin-4-yl}-3-ethoxy-thiophen-2-carbonsäu-
 reethoxycarbonyloxymethylester;
 5-{6-[2-(2-Cyano-7-fluor-4-methoxy-indol-1-yl)-ethylamino]-pyrimidin-4-yl}-3-ethoxy-thiophen-2-carbonsäure
 5-methyl-2-oxo-[1,3]dioxol-4-ylmethylester;
 5-{6-[2-(2-Cyano-7-fluor-4-methoxy-indol-1-yl)-ethylamino]-pyrimidin-4-yl}-3-ethoxy-thiophen-2-carbonsäure
 2-dimethylamino-ethylester;
 5-{6-[2-(2-Cyano-7-fluor-4-methoxy-indol-1-yl)-ethylamino]-pyrimidin-4-yl}-3-ethoxy-thiophen-2-carbonsäure-
 phenylester;
 (4-{6-[2-(2-Cyano-7-fluor-4-methoxy-indol-1-yl)-ethylamino]-pyrimidin-4-yl}-2-methoxy-phenyl)-propiolsäuree-
 thylester;
 {6-[4-Ethoxy-5-(1H-tetrazol-5-yl)-thiophen-2-yl]-pyrimidin-4-yl}-[2-(7-fluor-4-methoxy-2-methyl-indol-1-
 yl)-ethyl]-amin;
 3-Ethoxy-5-{6-[2-(7-fluor-4-methoxy-2-methyl-indol-1-yl)-ethylamino]-pyrimidin-4-yl}-N-hydroxy-thiophen-2-
 carboxamidin;
 3-(3-Ethoxy-5-{6-[2-(7-fluor-4-methoxy-2-methyl-indol-1-yl)-ethylamino]-pyrimidin-4-yl}-thiophen-2-
 yl)-[1,2,4]oxadiazol-5(4H)-on;
 5-{6-[2-(3,7-Difluor-4-methoxy-2-methyl-indol-1-yl)-ethylamino]-pyrimidin-4-yl}-3-ethoxy-thiophen-2-carbon-
 säure;
 [2-(7-Fluor-4-methoxy-2-methyl-indol-1-yl)-ethyl]-{6-[5-(2H-tetrazol-5-yl)-4-trifluormethyl-thiophen-2-yl]-pyrimi-
 din-4-yl}-amin;
 5-{6-[2-(7-Fluor-4-methoxy-2-methyl-indol-1-yl)-ethylamino]-pyrimidin-4-yl}-N-hydroxy-3-trifluormethyl-thio-
 phen-2-carboxamidin;
 3-(5-{6-[2-(7-Fluor-4-methoxy-2-methyl-indol-1-yl)-ethylamino]-pyrimidin-4-yl}-3-trifluormethyl-thiophen-2-
 yl)-[1,2,4]oxadiazol-5(4H)-on;
 4-{6-[2-(2-Cyano-7-fluor-4-methoxy-indol-1-yl)-ethylamino]-pyrimidin-4-yl}-2-ethoxy-N-hydroxy-benzamid;
 5-(3-Ethoxy-5-{6-[2-(7-fluor-4-methoxy-2-methyl-indol-1-yl)-ethylamino]-pyrimidin-4-yl}-thiophen-2-yl)-isoxa-
 zol-3-ol;
 5-{6-[2-(7-Fluor-4-methoxy-2-methyl-indol-1-yl)-ethylamino]-pyrimidin-4-yl}-3-pyridin-2-yl-thiophen-2-carbon-
 säure;
 [6-(4-Ethylamino-thiophen-2-yl)-pyrimidin-4-yl]-[2-(7-fluor-2,4-dimethyl-indol-1-yl)-ethyl]-amin;
 [6-(4-Ethylamino-thiophen-2-yl)-pyrimidin-4-yl]-[2-(6-fluor-2,4-dimethyl-indol-1-yl)-ethyl]-amin;
 [6-(4-Ethylamino-thiophen-2-yl)-pyrimidin-4-yl]-[2-(6-fluor-4-methoxy-2-methyl-indol-1-yl)-ethyl]-amin;
 N-Ethyl-N-(5-{6-[2-(7-fluor-4-methoxy-2-methyl-indol-1-yl)-ethylamino]-pyrimidin-4-yl}-thiophen-3-yl)-forma-
 mid;
 N-(3-Ethoxy-5-{6-[2-(7-fluor-4-methoxy-2-methyl-indol-1-yl)-ethylamino]-pyrimidin-4-yl}-thiophen-2-yl)-forma-
 mid;
 N-(3-Ethoxy-5-{6-[2-(7-fluor-4-methoxy-2-methyl-indol-1-yl)-ethylamino]-pyrimidin-4-yl}-thiophen-2-yl)-propio-
 namid;
 N-(3-Ethoxy-5-{6-[2-(7-fluor-4-methoxy-2-methyl-indol-1-yl)-ethylamino]-pyrimidin-4-yl}-thiophen-2-yl)-3-hy-
 droxy-propionamid;
 (3-Ethoxy-5-{6-[2-(7-fluor-4-methoxy-2-methyl-indol-1-yl)-ethylamino]-pyrimidin-4-yl}-thiophen-2-yl)-harnstoff;
 und
 5-{6-[2-(2-Cyano-3,7-difluor-4-methoxy-indol-1-yl)-ethylamino]-pyrimidin-4-yl}-3-trifluormethyl-thiophen-2-car-
 bonsäure;
 oder ein pharmazeutisch akzeptables Salz davon.

12. Verbindung nach Anspruch 1, ausgewählt aus der Gruppe bestehend aus:

3-Chlor-5-{6-[2-(4-chlor-7-fluor-2-methyl-indol-1-yl)-ethylamino]-pyrimidin-4-yl}-thiophen-2-carbonsäure;
 3-Chlor-5-{6-[2-(6-fluor-2,4-dimethyl-indol-1-yl)-ethylamino]-pyrimidin-4-yl}-thiophen-2-carbonsäure;
 (2-Chlor-4-{6-[2-(7-fluor-4-methoxy-2-methyl-indol-1-yl)-ethylamino]-pyrimidin-4-yl}-phenyl)-methanol;
 5-{6-[2-(7-Fluor-2,4-dimethyl-indol-1-yl)-ethylamino]-pyrimidin-4-yl}-3-methyl-thiophen-2-carbonsäure;
 [6-(2,3-Dihydro-1H-indol-5-yl)-pyrimidin-4-yl]-[2-(7-fluor-4-methoxy-2-methyl-indol-1-yl)-ethyl]-amin;
 [2-(6-Fluor-2,4-dimethyl-indol-1-yl)-ethyl]-{6-[4-(1H-imidazol-4-yl)-phenyl]-pyrimidin-4-yl}-amin;
 [2-(4-Methoxy-2-methyl-indol-1-yl)-ethyl]-{6-[4-(2H-pyrazol-3-yl)-phenyl]-pyrimidin-4-yl}-amin;

{6-[4-(1H-Imidazol-4-yl)-phenyl]-pyrimidin-4-yl}-[2-(4-methoxy-2-methyl-indol-1-yl)-ethyl]-amin;
 [2-(7-Fluor-4-methoxy-2-methyl-indol-1-yl)-ethyl]-[6-(2-methyl-1H-benzimidazol-5-yl)-pyrimidin-4-yl]-amin;
 3-Ethyl-5-{6-[2-(7-fluor-2,4-dimethyl-indol-1-yl)-ethylamino]-pyrimidin-4-yl}-thiophen-2-carbonsäure;
 3-Fluor-5-{6-[2-(7-fluor-4-methoxy-2-methyl-indol-1-yl)-ethylamino]-pyrimidin-4-yl}-thiophen-2-carbonsäure;
 5 3-Fluor-5-{6-[2-(6-fluor-4-methoxy-2-methyl-indol-1-yl)-ethylamino]-pyrimidin-4-yl}-thiophen-2-carbonsäure;
 (4-{6-[2-(7-Fluor-4-methoxy-2-methyl-indol-1-yl)-ethylamino]-pyrimidin-4-yl}-2-methoxy-phenyl)-methanol;
 (2-Ethoxy-4-{6-[2-(7-fluor-4-methoxy-2-methyl-indol-1-yl)-ethylamino]-pyrimidin-4-yl}-phenyl)-methanol;
 [2-(6,7-Difluor-2,4-dimethyl-indol-1-yl)-ethyl]-{6-[4-(1H-imidazol-4-yl)-phenyl]-pyrimidin-4-yl}-amin;
 5-{6-[2-(4,5-Difluor-2-methyl-indol-1-yl)-ethylamino]-pyrimidin-4-yl}-3-ethoxy-thiophen-2-carbonsäure;
 10 5-{6-[2-(5-Chlor-7-fluor-2-methyl-indol-1-yl)-ethylamino]-pyrimidin-4-yl}-3-ethoxy-thiophen-2-carbonsäure;
 2-Ethylamino-4-{6-[2-(6-fluor-2,4-dimethyl-indol-1-yl)-ethylamino]-pyrimidin-4-yl}-benzoesäure;
 2-Ethylamino-4-{6-[2-(7-fluor-2,4-dimethyl-indol-1-yl)-ethylamino]-pyrimidin-4-yl}-benzoesäure;
 2-Ethylamino-4-{6-[2-(4-methoxy-2-methyl-indol-1-yl)-ethylamino]-pyrimidin-4-yl}-benzoesäure;
 3-Ethoxy-5-{6-[2-(4-methoxy-2,7-dimethyl-indol-1-yl)-ethylamino]-pyrimidin-4-yl}-thiophen-2-carbonsäure;
 15 3-Ethoxy-5-{6-[2-(5,6,7-trifluor-2-methyl-indol-1-yl)-ethylamino]-pyrimidin-4-yl}-thiophen-2-carbonsäure;
 [2-(6,7-Difluor-4-methoxy-2-methyl-indol-1-yl)-ethyl]-[6-(4-[1,2,4]oxadiazol-5-yl-phenyl)-pyrimidin-4-yl]-amin;
 [2-(6-Fluor-4-methoxy-2-methyl-indol-1-yl)-ethyl]-{6-[4-(1-methyl-1H-pyrazol-3-yl)-phenyl]-pyrimidin-4-yl}-amin;
 3-(4-{6-[2-(6-Fluor-4-methoxy-2-methyl-indol-1-yl)-ethylamino]-pyrimidin-4-yl}-phenyl)-4H-[1,2,4]oxadiazol-5-on;
 20 4-{6-[2-(7-Fluor-4-methoxy-2-methyl-indol-1-yl)-ethylamino]-pyrimidin-4-yl}-2-propyl-benzoesäure;
 1-Ethyl-3-(2-methoxy-4-{6-[2-(4-methoxy-2-methyl-indol-1-yl)-ethylamino]-pyrimidin-4-yl}-phenyl)-harnstoff;
 2-Chlor-6-ethylamino-4-{6-[2-(7-fluor-4-methoxy-2-methyl-indol-1-yl)-ethylamino]-pyrimidin-4-yl}-benzoesäure;
 25 [2-(7-Fluor-4-methoxy-2-methyl-indol-1-yl)-ethyl]-{6-chinolin-6-yl-pyrimidin-4-yl}-amin;
 2-Ethylamino-6-fluor-4-{6-[2-(7-fluor-2,4-dimethyl-indol-1-yl)-ethylamino]-pyrimidin-4-yl}-benzoesäure;
 4-{6-[2-(7-Chlor-4-methoxy-2-methyl-indol-1-yl)-ethylamino]-pyrimidin-4-yl}-2-ethylamino-benzoesäure;
 2-Chlor-4-{6-[2-(6-fluor-2,4-dimethyl-indol-1-yl)-ethylamino]-pyrimidin-4-yl}-6-propyl-benzoesäure;
 2-Chlor-4-{6-[2-(7-fluor-2,4-dimethyl-indol-1-yl)-ethylamino]-pyrimidin-4-yl}-6-propyl-benzoesäure;
 30 2-Fluor-4-{6-[2-(7-fluor-2,4-dimethyl-indol-1-yl)-ethylamino]-pyrimidin-4-yl}-6-propyl-benzoesäure;
 4-{6-[2-(5,7-Difluor-2,4-dimethyl-indol-1-yl)-ethylamino]-pyrimidin-4-yl}-2-ethoxy-benzoesäure;
 2-Chlor-4-{6-[2-(4-methoxy-2-methyl-indol-1-yl)-ethylamino]-pyrimidin-4-yl}-6-propyl-benzoesäure;
 {6-[4-(2-Amino-5-methyl-thiazol-4-yl)-phenyl]-pyrimidin-4-yl}-[2-(7-fluor-4-methoxy-2-methyl-indol-1-yl)-ethyl]-amin;
 35 5-{6-[2-(7-Fluor-4-methoxy-2-methyl-indol-1-yl)-ethylamino]-pyrimidin-4-yl}-3-propyl-2,3-dihydro-isoindol-1-on;
 2-Cyclobutoxy-4-{6-[2-(7-fluor-4-methoxy-2-methyl-indol-1-yl)-ethylamino]-pyrimidin-4-yl}-benzoesäure;
 4-{6-[2-(2-Cyano-6-fluor-4-methoxy-indol-1-yl)-ethylamino]-pyrimidin-4-yl}-2-ethoxy-benzoesäure;
 2-Ethylamino-6-fluor-4-{6-[2-(7-fluor-4-methoxy-2-methyl-indol-1-yl)-ethylamino]-pyrimidin-4-yl}-benzoesäure;
 40 4-{6-[2-(6,7-Difluor-4-methoxy-2-methyl-indol-1-yl)-ethylamino]-pyrimidin-4-yl}-2-ethoxy-benzoesäure;
 4-{6-[2-(7-Fluor-4-methoxy-2-methyl-indol-1-yl)-ethylamino]-pyrimidin-4-yl}-2-propoxy-benzoesäure;
 4-{6-[2-(5,7-Difluor-2,4-dimethyl-indol-1-yl)-ethylamino]-pyrimidin-4-yl}-2-isobutyl-benzoesäure;
 2-Chlor-4-{6-[2-(7-fluor-4-methoxy-2-methyl-indol-1-yl)-ethylamino]-pyrimidin-4-yl}-6-propyl-benzoesäure;
 2-Fluor-4-{6-[2-(7-fluor-4-methoxy-2-methyl-indol-1-yl)-ethylamino]-pyrimidin-4-yl}-6-propyl-benzoesäure;
 45 2-Fluor-4-{6-[2-(6-fluor-4-methoxy-2-methyl-indol-1-yl)-ethylamino]-pyrimidin-4-yl}-6-propyl-benzoesäure;
 2-Butoxy-4-{6-[2-(7-fluor-2,4-dimethyl-indol-1-yl)-ethylamino]-pyrimidin-4-yl}-benzoesäure;
 4-{6-[2-(7-Fluor-2,4-dimethyl-indol-1-yl)-ethylamino]-pyrimidin-4-yl}-2-isobutoxy-benzoesäure;
 4-{6-[2-(7-Fluor-4-methoxy-2-methyl-indol-1-yl)-ethylamino]-pyrimidin-4-yl}-2-isobutyl-benzoesäure;
 2-(4-{6-[2-(7-Fluor-2,4-dimethyl-indol-1-yl)-ethylamino]-pyrimidin-4-yl}-phenyl)-thiazol-4-carbonsäure;
 50 [2-(6-Fluor-2,4-dimethyl-indol-1-yl)-ethyl]-{6-[4-(2-methyl-1H-imidazol-4-yl)-phenyl]-pyrimidin-4-yl}-amin;
 2-(4-{6-[2-(4-Methoxy-2-methyl-indol-1-yl)-ethylamino]-pyrimidin-4-yl}-phenyl)-thiazol-4-carbonsäure;
 4-{6-[2-(7-Fluor-4-methoxy-2-methyl-indol-1-yl)-ethylamino]-pyrimidin-4-yl}-2-trifluormethyl-benzolsulfonamid;
 {6-[4-(5-Amino-[1,3,4]thiadiazol-2-yl)-phenyl]-pyrimidin-4-yl}-[2-(6-fluor-2,4-dimethyl-indol-1-yl)-ethyl]-amin;
 [2-(6,7-Difluor-2,4-dimethyl-indol-1-yl)-ethyl]-{6-[4-(2-methyl-1H-imidazol-4-yl)-phenyl]-pyrimidin-4-yl}-amin;
 55 4-(4-{6-[2-(6-Fluor-4-methoxy-2-methyl-indol-1-yl)-ethylamino]-pyrimidin-4-yl}-phenyl)-thiazol-2-carbonsäure;
 [2-(6-Fluor-4-methoxy-2-methyl-indol-1-yl)-ethyl]-{6-[4-(5-methyl-1H-pyrazol-3-yl)-phenyl]-pyrimidin-4-yl}-amin;
 4-{6-[2-(7-Fluor-4-methoxy-2-methyl-indol-1-yl)-ethylamino]-pyrimidin-4-yl}-2-(2,2,2-trifluor-ethylamino)-ben-

zoessäure;

2-Cyclopentyloxy-4-{6-[2-(7-fluor-4-methoxy-2-methyl-indol-1-yl)-ethylamino]-pyrimidin-4-yl}-benzoesäure;

2-Butoxy-4-{6-[2-(6-fluor-4-methoxy-2-methyl-indol-1-yl)-ethylamino]-pyrimidin-4-yl}-benzoesäure;

4-{6-[2-(6-Fluor-4-methoxy-2-methyl-indol-1-yl)-ethylamino]-pyrimidin-4-yl}-2-isobutoxy-benzoesäure;

4-{6-[2-(7-Fluor-4-methoxy-2-methyl-indol-1-yl)-ethylamino]-pyrimidin-4-yl}-2-isobutoxy-benzoesäure;

4-{6-[2-(6,7-Difluor-4-methoxy-2-methyl-indol-1-yl)-ethylamino]-pyrimidin-4-yl}-2-isobutyl-benzoesäure;

4-{6-[2-(7-Fluor-4-methoxy-2-methyl-indol-1-yl)-ethylamino]-2-methyl-pyrimidin-4-yl}-2-isobutyl-benzoesäure;

2-Chlor-4-{6-[2-(5,7-difluor-2,4-dimethyl-indol-1-yl)-ethylamino]-pyrimidin-4-yl}-6-propoxy-benzoesäure;

4-{6-[2-(6,7-Difluor-4-methoxy-2-methyl-indol-1-yl)-ethylamino]-pyrimidin-4-yl}-2-fluor-6-propoxy-benzoesäure;

4-{6-[2-(6,7-Difluor-4-methoxy-2-methyl-indol-1-yl)-ethylamino]-pyrimidin-4-yl}-2-(2,2,2-trifluor-ethylamino)-benzoesäure;

[2-(5-Chlor-7-methyl-[1,3]dioxolo[4,5-e]indol-6-yl)-ethyl]-{6-[3-ethylamino-4-(1H-tetrazol-5-yl)-phenyl]-pyrimidin-4-yl}-amin;

{6-[3-Ethoxy-4-(1H-tetrazol-5-yl)-phenyl]-pyrimidin-4-yl}-[2-(7-fluor-2,4-dimethyl-indol-1-yl)-ethyl]-amin;

{6-[3-Ethoxy-4-(1H-tetrazol-5-yl)-phenyl]-pyrimidin-4-yl}-[2-(4-methoxy-2-methyl-indol-1-yl)-ethyl]-amin;

3-(4-{6-[2-(6-Chlor-4-methoxy-2-methyl-indol-1-yl)-ethylamino]-pyrimidin-4-yl}-phenyl)-4H-[1,2,4]oxadiazol-5-on;

2-Chlor-4-{6-[2-(6-fluor-4-methoxy-2-methyl-indol-1-yl)-ethylamino]-pyrimidin-4-yl}-6-isobutoxy-benzoesäure;

[2-(6-Fluor-2,4-dimethyl-indol-1-yl)-ethyl]-[6-(1H-indol-5-yl)-pyrimidin-4-yl]-amin;

[2-(7-Fluor-2,4-dimethyl-indol-1-yl)-ethyl]-[6-(1H-indol-5-yl)-pyrimidin-4-yl]-amin;

[2-(6-Fluor-4-methoxy-2-methyl-indol-1-yl)-ethyl]-[6-(1H-indol-5-yl)-pyrimidin-4-yl]-amin;

[2-(6-Fluor-4-methoxy-2-methyl-indol-1-yl)-ethyl]-[6-(1-methyl-1H-indol-5-yl)-pyrimidin-4-yl]-amin;

[2-(7-Fluor-4-methoxy-2-methyl-indol-1-yl)-ethyl]-[6-(1-methyl-1H-indol-5-yl)-pyrimidin-4-yl]-amin;

[2-(6,7-Difluor-4-methoxy-2-methyl-indol-1-yl)-ethyl]-[6-(1-methyl-1H-indol-5-yl)-pyrimidin-4-yl]-amin;

2-Chlor-4-{6-[2-(6-fluor-4-methoxy-2-methyl-indol-1-yl)-ethylamino]-pyrimidin-4-yl}-6-(2,2,2-trifluor-ethoxy)-benzoesäure;

2-Chlor-4-{6-[2-(6,7-difluor-4-methoxy-2-methyl-indol-1-yl)-ethylamino]-pyrimidin-4-yl}-6-(2,2,2-trifluor-ethoxy)-benzoesäure;

2-Chlor-4-{6-[2-(7-fluor-4-methoxy-2-methyl-indol-1-yl)-ethylamino]-pyrimidin-4-yl}-6-(2,2,2-trifluor-ethoxy)-benzoesäure;

[2-(6-Fluor-4-methoxy-2-methyl-indol-1-yl)-ethyl]-[6-(4-pyrazin-2-yl-phenyl)-pyrimidin-4-yl]-amin;

6-{6-[2-(7-Chlor-5-fluor-4-methoxy-2-methyl-indol-1-yl)-ethylamino]-pyrimidin-4-yl}-1,2-dihydro-indazol-3-on;

3-Ethoxy-5-{6-[2-(7-fluor-4-methoxy-2-methyl-indol-1-yl)-1-methyl-ethylamino]-pyrimidin-4-yl}-thiophen-2-carbonsäure;

5-{6-[2-(7-Fluor-4-methoxy-2-methyl-indol-1-yl)-ethylamino]-pyrimidin-4-yl}-3-hydroxy-thiophen-2-carbonsäure;

1-(3-Ethoxy-5-{6-[2-(7-fluor-4-methoxy-2-methyl-indol-1-yl)-ethylamino]-pyrimidin-4-yl}-thiophen-2-yl)-ethanol;

(2-Ethoxy-4-{6-[2-(7-fluor-4-methoxy-2-methyl-indol-1-yl)-ethylamino]-pyrimidin-4-yl}-phenylamino)-essigsäuremethylester;

7-Fluor-4-methoxy-1-{2-[6-(2-trifluormethyl-pyridin-4-yl)-pyrimidin-4-ylamino]-ethyl}-1H-indol-2-carbonitril;

3-{6-[2-(2-Cyano-7-fluor-4-methoxy-indol-1-yl)-ethylamino]-pyrimidin-4-yl}-5-methoxy-benzoesäure;

7-Fluor-4-methoxy-1-{2-[6-(2-oxo-2,3-dihydro-1H-benzoimidazol-5-yl)-pyrimidin-4-ylamino]-ethyl}-1H-indol-2-carbonitril;

4-{6-[2-(2-Cyano-7-fluor-4-methoxy-indol-1-yl)-ethylamino]-pyrimidin-4-yl}-N-(2-methoxy-ethyl)-benzamid;

7-Fluor-1-{2-[6-(imidazo[1,2-a]pyridin-6-yl-pyrimidin-4-ylamino)-ethyl]-4-methoxy-1H-indol-2-carbonitril};

7-Fluor-1-{2-[6-(2-oxo-2,3-dihydro-1H-benzo[d]imidazol-5-yl)-pyrimidin-4-ylamino]-ethyl}-4-methoxy-1H-indol-2-carbonitril;

1-{2-[6-(2-Cyclopropyl-pyridin-4-yl)-pyrimidin-4-ylamino]-ethyl}-7-fluor-4-methoxy-1H-indol-2-carbonitril;

1-{2-[6-(2-Azetidin-1-yl-pyridin-4-yl)-pyrimidin-4-ylamino]-ethyl}-7-fluor-4-methoxy-1H-indol-2-carbonitril;

4-{6-[2-(2-Cyano-7-fluor-4-methoxy-indol-1-yl)-ethylamino]-pyrimidin-4-yl}-benzoesäure;

7-Fluor-4-methoxy-1-{2-[6-(2-methyl-3-oxo-2,3-dihydro-1H-indazol-6-yl)-pyrimidin-4-ylamino]-ethyl}-1H-indol-2-carbonitril;

7-Fluor-4-methoxy-1-{2-[6-(3-methoxy-1H-indazol-6-yl)-pyrimidin-4-ylamino]-ethyl}-1H-indol-2-carbonitril;

(4-{6-[2-(4-Chlor-2-cyano-6,7-difluor-indol-1-yl)-ethylamino]-pyrimidin-4-yl}-2-ethoxy-phenoxy)-essigsäure;

5-{6-[2-(4-Chlor-2-cyano-indol-1-yl)-ethylamino]-pyrimidin-4-yl}-3-fluor-thiophen-2-carbonsäure;

5-{6-[2-(2-Cyano-7-fluor-indol-1-yl)-ethylamino]-pyrimidin-4-yl}-3-fluor-thiophen-2-carbonsäure;

(4-{6-[2-(2-Cyano-5,6-difluor-4-methyl-indol-1-yl)-ethylamino]-pyrimidin-4-yl}-2-ethoxy-phenylamino)-essig-

säure;

5-{6-[2-(7-Chlor-5-fluor-4-methoxy-2-methyl-indol-1-yl)-ethylamino]-pyrimidin-4-yl}-3-ethoxy-thiophen-2-carbonsäure;

2-Butoxy-4-{6-[2-(6-chlor-7-fluor-4-methoxy-2-methyl-indol-1-yl)-ethylamino]-pyrimidin-4-yl}-benzoesäure;

5-{6-[2-(4,7-Dichlor-5-fluor-2-methyl-indol-1-yl)-ethylamino]-pyrimidin-4-yl}-3-ethoxy-thiophen-2-carbonsäure; (2-Ethoxy-4-{6-[2-(6-fluor-4-methoxy-2-methyl-indol-1-yl)-ethylamino]-pyrimidin-4-yl}-phenylamino)-essigsäure;

5-{6-[2-(2-Cyano-7-fluor-indol-1-yl)-ethylamino]-pyrimidin-4-yl}-3-trifluormethyl-thiophen-2-carbonsäure;

5-{6-[2-(4,6-Dichlor-2-cyano-indol-1-yl)-ethylamino]-pyrimidin-4-yl}-3-trifluormethyl-thiophen-2-carbonsäure;

5-{6-[2-(4,6-Dichlor-2-cyano-indol-1-yl)-ethylamino]-pyrimidin-4-yl}-3-fluor-thiophen-2-carbonsäure;

[6-(3-Ethoxy-4-oxazol-2-yl-phenyl)-pyrimidin-4-yl]-[2-(7-fluor-4-methoxy-2-methyl-indol-1-yl)-ethyl]-amin; und (2-Chlor-4-{6-[2-(2-cyano-7-fluor-4-methoxy-indol-1-yl)-ethylamino]-pyrimidin-4-yl}-phenoxy)-essigsäure;

oder ein pharmazeutisch akzeptables Salz davon.

13. Verbindung nach Anspruch 1, die 4-{6-[2-(2-Chlor-7-fluor-4-methoxy-indol-1-yl)-ethylamino]-pyrimidin-4-yl}-2-ethoxy-benzoesäure oder ein pharmazeutisch akzeptables Salz davon ist.

14. Verbindung nach Anspruch 1, die 4-{6-[2-(2-Cyano-7-fluor-4-methoxy-indol-1-yl)-ethylamino]-pyrimidin-4-yl}-2-ethoxy-benzoesäure oder ein pharmazeutisch akzeptables Salz davon ist.

15. Pharmazeutische Zusammensetzung, die als Wirkstoff eine Verbindung nach einem der Ansprüche 1 bis 14 oder ein pharmazeutisch akzeptables Salz davon und wenigstens einen therapeutisch inerten Hilfsstoff umfasst.

16. Verbindung nach einem der Ansprüche 1 bis 14 oder ein pharmazeutisch akzeptables Salz davon zur Verwendung als Medikament.

17. Verbindung nach einem der Ansprüche 1 bis 14 oder ein pharmazeutisch akzeptables Salz davon zur Verwendung bei der Verhütung oder Behandlung von Krankheiten, ausgewählt aus der Gruppe bestehend aus Krebs; Schmerz; Endometriose; autosomal-dominanter polyzystischer Nierenerkrankung; akuten ischämischen Syndromen bei Patienten mit Atherosklerose; Lungenentzündung; und neurodegenerativen Krankheiten; oder zur Verwendung bei der Kontrolle weiblicher Fruchtbarkeit.

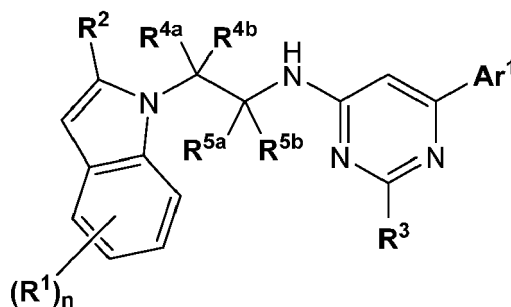
18. Verbindung nach einem der Ansprüche 1 bis 14 oder ein pharmazeutisch akzeptables Salz davon zur Verwendung bei der Verhütung oder Behandlung einer Krebserkrankung, ausgewählt aus Melanom; Lungenkrebs; Blasenkrebs; Nierenkarzinomen; Magen-Darm-Krebs; Endometriumkrebs; Eierstockkrebs; Gebärmutterhalskrebs; und Neuroblastom.

19. Verwendung einer Verbindung nach einem der Ansprüche 1 bis 14 oder eines pharmazeutisch akzeptablen Salzes davon bei der Herstellung eines Medikaments zur Verhütung oder Behandlung von Krankheiten, ausgewählt aus der Gruppe bestehend aus Krebs; Schmerz; Endometriose; autosomal-dominanter polyzystischer Nierenerkrankung; akuten ischämischen Syndromen bei Patienten mit Atherosklerose; Lungenentzündung; und neurodegenerativen Krankheiten; oder zur Kontrolle weiblicher Fruchtbarkeit.

20. Verbindung nach einem der Ansprüche 1 bis 14 oder ein pharmazeutisch akzeptables Salz davon zur Verwendung in einem Verfahren zum Modulieren einer Immunreaktion in einem Subjekt mit einem Tumor; wobei das genannte Verfahren das Immunsystem im Tumor des genannten Subjekts reaktiviert.

Revendications

1. Composé de formule (I)



Formule (I)

où

(R¹)_n représente un, deux ou trois substituants facultatifs sur le cycle indole, lesdits substituants étant indépendamment sélectionnés parmi un (C₁₋₃)alkyle, (C₁₋₃)alkoxy, halogène, (C₁₋₃)fluoroalkyle, (C₁₋₃)fluoroalkoxy ou cyano ; ou deux R¹ forment ensemble un groupement -O-CH₂-O- et le R¹ restant, si présent, représente un halogène ; R² représente un (C₁₋₄)alkyle, un halogène ou un cyano ;

R³ représente un hydrogène, un méthyle ou un trifluorométhyle ;

R⁴ᵃ et R⁴ᵇ représentent indépendamment un hydrogène, un méthyle, ou R⁴ᵃ et R⁴ᵇ représentent, avec l'atome de carbone auquel ils sont attachés, un groupement cycloprop-1,1-diyle ;

R⁵ᵃ et R⁵ᵇ représentent indépendamment un hydrogène, un méthyle, ou R⁵ᵃ et R⁵ᵇ représentent, avec l'atome de carbone auquel ils sont attachés, un groupement cycloprop-1,1-diyle ;

Ar¹ représente

• un phényle ou un hétéroaryle à 5 ou 6 chaînons ; où ledit phényle ou hétéroaryle à 5 ou 6 chaînons est indépendamment mono-, di- ou trisubstitué par des substituants indépendamment sélectionnés parmi un

- (C₁₋₆)alkyle ;
- (C₁₋₄)alkoxy ;
- (C₁₋₃)fluoroalkyle, où ledit (C₁₋₃)fluoroalkyle est éventuellement substitué par un hydroxy ;
- (C₁₋₃)fluoroalkoxy ;
- halogène ;
- cyano ;
- (C₃₋₆)cycloalkyle, où ledit (C₃₋₆)cycloalkyle est non substitué ou monosubstitué par un amino ;
- (C₄₋₆)cycloalkyle contenant un atome d'oxygène sur le cycle, où ledit (C₄₋₆)cycloalkyle contenant un atome d'oxygène sur le cycle est non substitué ou monosubstitué par un fluoro, un hydroxy ou un méthoxy ;
- (C₃₋₆)cycloalkyl-oxy ;
- hydroxy ;
- nitro ;
- -B(OH)₂ ;
- 2,2,2-trifluoro-1,1-dihydroxy-éthyle ;
- -X¹-CO-R⁰¹, où

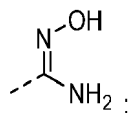
▪ X¹ représente une liaison directe, un (C₁₋₃)alkylène, -O-(C₁₋₃)alkylène-*, -NH-(C₁₋₃)alkylène-*, -S-CH₂*, -CF₂-, -CH=CH-, -C≡C-, -NH-CO-*, -CO- ou (C₃₋₅)cycloalkylène ; où les astérisques indiquent la liaison au groupement -CO-R⁰¹ ; et

▪ R⁰¹ représente un

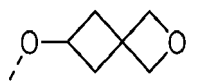
- -OH ;
- -O-(C₁₋₄)alkyle ;
- -NH-SO₂-R^{S3}, où R^{S3} représente un (C₁₋₄)alkyle, (C₃₋₆)cycloalkyle, où le (C₃₋₆)cycloalkyle contient éventuellement un atome d'oxygène sur le cycle, (C₃₋₆)cycloalkyl-(C₁₋₃)alkylène, où le (C₃₋₆)cycloalkyle contient éventuellement un atome d'oxygène sur le cycle, (C₁₋₃)fluoroalkyle, phényle ou -NH₂ ;
- -O-phényle ;
- -O-CH₂-CO-R⁰⁴, où R⁰⁴ représente un hydroxy ou un (C₁₋₄)alkoxy ou un -N[(C₁₋₄)alkyle]₂ ;
- -O-CH₂-O-CO-R⁰⁵, où R⁰⁵ représente un (C₁₋₄)alkyle ou un (C₁₋₄)alkoxy ;

- -O-CH₂-CH₂-N[(C₁₋₄)alkyle]₂; ou
- (5-méthyl-2-oxo-[1,3]dioxol-4-yl)-méthyloxy- ;

- -CO-CH₂-CN;
- -CO-CH₂-OH;
- -CO-H ;
-



•



- 2-hydroxy-3,4-dioxo-cyclobut-1-ényle ;
- hydroxy-(C₁₋₄)alkyle;
- dihydroxy-(C₂₋₄)alkyle;
- hydroxy-(C₂₋₄)alkoxy;
- (C₁₋₄)alkoxy-(C₂₋₄)alkoxy;
- -(CH₂)_m-NR^{N1}R^{N2}, où **m** représente le nombre entier 0 ou 1 ; et où

- **R^{N1}** et **R^{N2}** représentent indépendamment un hydrogène, (C₁₋₄)alkyle, (C₁₋₄)alkoxy-(C₂₋₄)alkyle, (C₃₋₆)cycloalkyle, (C₂₋₃)fluoroalkyle ou -SO₂-(C₁₋₄)alkyle;
- ou **R^{N1}** représente indépendamment un hydrogène ou un (C₁₋₄)alkyle et **R^{N2}** représente indépendamment un -CO-H, -CO-(C₁₋₃)alkyle, -CO-(C₁₋₃)alkylène-OH ou -CO-O-(C₁₋₃)alkyle;
- ou **R^{N1}** et **R^{N2}** forment, avec l'azote auquel ils sont attachés, un cycle saturé à 4, 5 ou 6 chaînons contenant éventuellement un atome d'oxygène sur le cycle ou un atome de soufre sur le cycle, où ledit cycle est non substitué ou monosubstitué par un oxo sur un atome de carbone du cycle ou disubstitué par un oxo sur un atome de soufre du cycle ;

- -CO-NR^{N3}R^{N4}, où **R^{N3}** et **R^{N4}** représentent indépendamment un hydrogène, (C₁₋₄)alkyle, hydroxy-(C₂₋₄)alkyle, (C₁₋₃)alkoxy-(C₂₋₄)alkyle, diméthylamino-(C₂₋₄)alkyle, (C₁₋₄)alkoxy, hydroxy-(C₂₋₄)alkoxy, benzyloxy ou hydroxy ;
- -NH-CO-NR^{N5}R^{N6}, où **R^{N5}** et **R^{N6}** représentent indépendamment un hydrogène ou un (C₁₋₄)alkyle;
- -SO₂-R^{S1}, où **R^{S1}** représente un hydroxy, un (C₁₋₄)alkyle ou un -NR^{N7}R^{N8}, où **R^{N7}** et **R^{N8}** représentent indépendamment un hydrogène ou un (C₁₋₃)alkyle ;
- -S-R^{S2}, où **R^{S2}** représente un (C₁₋₄)alkyle, un (C₃₋₆)cycloalkyle ou un 2-fluoro-vinyle ;
- 5-oxo-4,5-dihydro-[1,2,4]oxadiazol-3-yle ou 3-oxo-2,3-dihydro-[1,2,4]oxadiazol-5-yle ;
- phényl-oxy, où le phényle est éventuellement monosubstitué par un halogène ;
- benzooxazol-2-yle ; ou
- -(CH₂)_p-HET, où **p** représente le nombre entier 0 ou 1 ; et où **HET** représente un hétéroaryle à 5 ou 6 chaînons, où ledit hétéroaryle à 5 ou 6 chaînons est non substitué ou mono- ou disubstitué par des substituants indépendamment sélectionnés parmi un (C₁₋₄)alkyle, (C₁₋₄)alkoxy, -COOH, hydroxy, fluoro, 2-amino-2-oxo-éthyle, 2-carboxy-éthyle, (C₃₋₅)cycloalkyle ou -NR^{N9}R^{N10}, où **R^{N9}** et **R^{N10}** représentent indépendamment un hydrogène ou un (C₁₋₃)alkyle ;

- ou **Ar¹** représente un hétéroaryle bicyclique à 8 à 10 chaînons ; où ledit hétéroaryle bicyclique à 8 à 10 chaînons est indépendamment non substitué ou mono-, di- ou trisubstitué par des substituants indépendamment sélectionnés parmi un (C₁₋₄)alkyle; (C₁₋₄)alkoxy; (C₁₋₃)fluoroalkyle; (C₁₋₃)fluoroalkoxy; halogène ; cyano; hydroxy ou -(C₀₋₃)alkylène-COOR^{O2}, où **R^{O2}** représente un hydrogène ou un (C₁₋₄)alkyle;
- ou **Ar¹** représente un hétérocyclyle bicyclique fusionné partiellement aromatique à 8 à 10 chaînons comprenant un à quatre hétéroatomes indépendamment sélectionnés parmi l'azote, l'oxygène et le soufre ; où ledit hétérocyclyle à 8 à 10 chaînons est attaché au restant de la molécule au niveau du fragment cyclique aromatique ;

où ledit hétérocyclyle à 8 à 10 chaînons est indépendamment non substitué ou mono- ou disubstitué par des substituants indépendamment sélectionnés parmi un oxo, un (C₁₋₆)alkyle et un -(C₀₋₃)alkylène-COOR⁰³, où R⁰³ représente un hydrogène ou un (C₁₋₃)alkyle;

ou sel pharmaceutiquement acceptable de celui-ci.

2. Composé selon la revendication 1 ; où R³ représente un hydrogène; ou sel pharmaceutiquement acceptable de celui-ci.

3. Composé selon les revendications 1 ou 2 ; où

- R^{4a} et R^{4b} représentent tous deux un hydrogène; et
- R^{5a} et R^{5b} représentent tous deux un hydrogène;

ou sel pharmaceutiquement acceptable de celui-ci.

4. Composé selon l'une quelconque des revendications 1 à 3 ; où Ar¹ représente

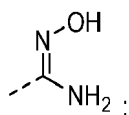
• un phényle ou un hétéroaryle à 5 ou 6 chaînons ; où ledit phényle ou hétéroaryle à 5 ou 6 chaînons est indépendamment mono-, di- ou trisubstitué ; où un desdits substituants est sélectionné parmi un

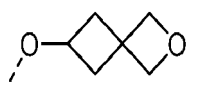
- (C₁₋₄)alkoxy;
- (C₁₋₃)fluoroalkyle, où ledit (C₁₋₃)fluoroalkyle est non substitué ou monosubstitué par un hydroxy ;
- (C₃₋₆)cycloalkyle, où ledit (C₃₋₆)cycloalkyle est non substitué ou monosubstitué par un amino ;
- (C₄₋₆)cycloalkyle contenant un atome d'oxygène sur le cycle, où ledit (C₄₋₆)cycloalkyle contenant un atome d'oxygène sur le cycle est non substitué ou monosubstitué par un fluoro, un hydroxy ou un méthoxy ;
- hydroxy;
- -B(OH)₂;
- 2,2,2-trifluoro-1,1-dihydroxy-éthyle ;
- -X¹-CO-R⁰¹, où

- X¹ représente une liaison directe, un (C₁₋₃)alkylène, -O-(C₁₋₃)alkylène-*, -NH-(C₁₋₃)alkylène-*, -S-CH₂*, -CF₂-, -CH=CH-, -C≡C-, -NH-CO-*, -CO- ou (C₃₋₅)cycloalkylène; où les astérisques indiquent la liaison au groupement -CO-R⁰¹; et
- R⁰¹ représente un

- -OH;
- -O-(C₁₋₄)alkyle;
- -NH-SO₂-R^{S3}, où R^{S3} représente un (C₁₋₄)alkyle, (C₃₋₆)cycloalkyle, où le (C₃₋₆)cycloalkyle contient éventuellement un atome d'oxygène sur le cycle, (C₃₋₆)cycloalkyl-(C₁₋₃)alkylène, où le (C₃₋₆)cycloalkyle contient éventuellement un atome d'oxygène sur le cycle, (C₁₋₃)fluoroalkyle, phényle ou -NH₂;
- -O-phényle;
- -O-CH₂-CO-R⁰⁴, où R⁰⁴ représente un hydroxy ou un (C₁₋₄)alkoxy ou un -N[(C₁₋₄)alkyle]₂;
- -O-CH₂-O-CO-R⁰⁵, où R⁰⁵ représente un (C₁₋₄)alkyle ou un (C₁₋₄)alkoxy;
- -O-CH₂-CH₂-N[(C₁₋₄)alkyle]₂; ou
- (5-méthyl-2-oxo-[1,3]dioxol-4-yl)-méthyloxy-;

- -CO-CH₂-CN;
- -CO-CH₂-OH;
- -CO-H ;
-





- 2-hydroxy-3,4-dioxo-cyclobut-1-ényle ;
- hydroxy-(C₁₋₄)alkyle ;
- dihydroxy-(C₂₋₄)alkyle ;
- hydroxy-(C₂₋₄)alkoxy ;
- (C₁₋₄)alkoxy-(C₂₋₄)alkoxy ;
- -(CH₂)_m-NR^{N1}R^{N2}, où m représente le nombre entier 0 ou 1 ; et où

▪ R^{N1} et R^{N2} représentent indépendamment un hydrogène, (C₁₋₄)alkyle, (C₁₋₄)alkoxy-(C₂₋₄)alkyle, (C₃₋₆)cycloalkyle, (C₂₋₃)fluoroalkyle ou -SO₂-(C₁₋₄)alkyle ;

▪ ou R^{N1} représente indépendamment un hydrogène ou un (C₁₋₄)alkyle et R^{N2} représente indépendamment un -CO-H, -CO-(C₁₋₃)alkyle, -CO-(C₁₋₃)alkylène-OH ou -CO-O-(C₁₋₃)alkyle ;

▪ ou R^{N1} et R^{N2} forment, avec l'azote auquel ils sont attachés, un cycle saturé à 4, 5 ou 6 chaînons contenant éventuellement un atome d'oxygène sur le cycle ou un atome de soufre sur le cycle, où ledit cycle est non substitué ou monosubstitué par un oxo sur un atome de carbone du cycle ou disubstitué par un oxo sur un atome de soufre du cycle ;

• -CO-NR^{N3}R^{N4}, où R^{N3} et R^{N4} représentent indépendamment un hydrogène, (C₁₋₄)alkyle, hydroxy-(C₂₋₄)alkyle, (C₁₋₃)alkoxy-(C₂₋₄)alkyle, diméthylamino-(C₂₋₄)alkyle, (C₁₋₄)alkoxy, hydroxy-(C₂₋₄)alkoxy, benzyloxy ou hydroxy ;

• -NH-CO-NR^{N5}R^{N6}, où R^{N5} et R^{N6} représentent indépendamment un hydrogène ou un (C₁₋₄)alkyle ;

• -SO₂-R^{S1}, où R^{S1} représente un hydroxy, un (C₁₋₄)alkyle ou un -NR^{N7}R^{N8}, où R^{N7} et R^{N8} représentent indépendamment un hydrogène ou un (C₁₋₃)alkyle ;

• 5-oxo-4,5-dihydro-[1,2,4]oxadiazol-3-yle ou 3-oxo-2,3-dihydro-[1,2,4]oxadiazol-5-yle ;

• benzooxazol-2-yle ; ou

• -(CH₂)_p-HET, où p représente le nombre entier 0 ou 1 ; et où HET représente un hétéroaryle à 5 ou 6 chaînons, où ledit hétéroaryle à 5 ou 6 chaînons est non substitué ou mono- ou disubstitué par des substituants indépendamment sélectionnés parmi un (C₁₋₄)alkyle, (C₁₋₄)alkoxy, -COOH, hydroxy, fluoro, 2-amino-2-oxo-éthyle, 2-carboxy-éthyle, (C₃₋₅)cycloalkyle ou -NR^{N9}R^{N10}, où R^{N9} et R^{N10} représentent indépendamment un hydrogène ou un (C₁₋₃)alkyle ;

et le ou les deux desdits substituants restants, si présent/s, est/sont indépendamment sélectionné/s parmi un

• (C₁₋₆)alkyle ;

• (C₁₋₄)alkoxy ;

• (C₁₋₃)fluoroalkyle ;

• (C₁₋₃)fluoroalkoxy ;

• halogène ;

• (C₃₋₆)cycloalkyle ;

• (C₃₋₆)cycloalkyl-oxy ;

• hydroxy ;

• nitro ;

• -(CH₂)_m-NR^{N1}R^{N2}, où m représente le nombre entier 0 ou 1 ; et où R^{N1} et R^{N2} représentent indépendamment un hydrogène, (C₁₋₄)alkyle, (C₁₋₄)alkoxy-(C₂₋₄)alkyle, (C₃₋₆)cycloalkyle, (C₂₋₃)fluoroalkyle ou -SO₂-(C₁₋₄)alkyle ; ou R^{N1} et R^{N2} forment, avec l'azote auquel ils sont attachés, un cycle saturé à 5 ou 6 chaînons contenant éventuellement un atome d'oxygène sur le cycle ou un atome de soufre sur le cycle, où ledit cycle est non substitué ou monosubstitué par un oxo sur un atome de carbone du cycle ou disubstitué par un oxo sur un atome de soufre du cycle ;

• -S-R^{S2}, où R^{S2} représente un (C₁₋₄)alkyle, un (C₃₋₆)cycloalkyle ou un 2-fluoro-vinyle ; ou

• phényl-oxy, où le phényl est éventuellement monosubstitué par un halogène ;

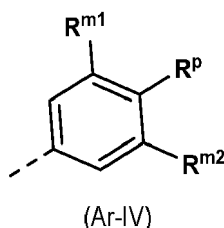
• ou Ar¹ représente un hétéroaryle bicyclique à 8 à 10 chaînons ; où ledit hétéroaryle bicyclique à 8 à 10 chaînons est indépendamment non substitué ou mono-, di- ou trisubstitué par des substituants indépendamment sélectionnés parmi un (C₁₋₄)alkyle ; (C₁₋₄)alkoxy ; (C₁₋₃)fluoroalkyle ; halogène ; et -(C₀₋₃)alkylène-COOR^{O2}, où R^{O2} représente un hydrogène ou un (C₁₋₄)alkyle ;

• ou **Ar¹** représente un hétérocyclyle bicyclique fusionné partiellement aromatique à 8 à 10 chaînons comprenant un à quatre hétéroatomes indépendamment sélectionnés parmi l'azote, l'oxygène et le soufre ; où ledit hétérocyclyle à 8 à 10 chaînons est attaché au restant de la molécule au niveau du fragment cyclique aromatique ; où ledit hétérocyclyle à 8 à 10 chaînons est indépendamment non substitué ou mono- ou disubstitué par des substituants indépendamment sélectionnés parmi un oxo, un (C₁₋₆)alkyle et un -(C₀₋₃)alkylène-COOR^{O3}, où **R^{O3}** représente un hydrogène ou un (C₁₋₃)alkyle ;

ou sel pharmaceutiquement acceptable de celui-ci.

5. Composé selon l'une quelconque des revendications 1 à 3 ; où **Ar¹** représente

• un groupement phényle de structure (Ar-IV) :



où

• **R^p** représente un

➤ (C₄₋₆)cycloalkyle contenant un atome d'oxygène sur le cycle, où ledit (C₄₋₆)cycloalkyle contenant un atome d'oxygène sur le cycle est non substitué ou monosubstitué par un fluoro, un hydroxy ou un méthoxy ;

➤ hydroxy ;

➤ -X¹-CO-R^{O1}, où

➤ **X¹** représente une liaison directe, un (C₁₋₃)alkylène, -O-(C₁₋₃)alkylène-*, -NH-(C₁₋₃)alkylène-*, -S-CH₂*, -CF₂-, -CH=CH-, -C≡C-, -NH-CO-*, -CO- ou (C₃₋₅)cycloalkylène ; où les astérisques indiquent la liaison au groupement -CO-R^{O1} ; et

➤ **R^{O1}** représente un

▪ -OH ;

▪ -O-(C₁₋₄)alkyle ;

▪ -NH-SO₂-R^{S3}, où **R^{S3}** représente un (C₁₋₄)alkyle, (C₃₋₆)cycloalkyle, où le (C₃₋₆)cycloalkyle contient éventuellement un atome d'oxygène sur le cycle, (C₃₋₆)cycloalkyl-(C₁₋₃)alkylène, où le (C₃₋₆)cycloalkyle contient éventuellement un atome d'oxygène sur le cycle, (C₁₋₃)fluoroalkyle, phényle ou -NH₂ ;

▪ -O-CH₂-CO-R^{O4}, où **R^{O4}** représente un hydroxy ou un (C₁₋₄)alkoxy ou un -N[(C₁₋₄)alkyle]₂ ;

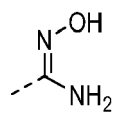
▪ -O-CH₂-O-CO-R^{O5}, où **R^{O5}** représente un (C₁₋₄)alkyle ou un (C₁₋₄)alkoxy ;

▪ -O-CH₂-CH₂-N[(C₁₋₄)alkyle]₂ ; ou

▪ (5-méthyl-2-oxo-[1,3]dioxol-4-yl)-méthyloxy- ;

➤ -CO-H ;

➤



➤ 2-hydroxy-3,4-dioxo-cyclobut-1-ényle;

➤ $-NR^{N1}R^{N2}$, où

▪ R^{N1} représente indépendamment un hydrogène ou un (C_{1-4}) alkyle et R^{N2} représente indépendamment un $-CO-H$, un $-CO-(C_{1-3})$ alkyle ou un $-CO-(C_{1-3})$ alkylène-OH;

➤ $-CO-NR^{N3}R^{N4}$, où R^{N3} et R^{N4} représentent indépendamment un hydrogène, (C_{1-4}) alkyle, hydroxy- (C_{2-4}) alkyle, (C_{1-3}) alkoxy- (C_{2-4}) alkyle ou hydroxy ;

➤ $-NH-CO-NR^{N5}R^{N6}$, où R^{N5} et R^{N6} représentent indépendamment un hydrogène ou un (C_{1-4}) alkyle;

➤ 5-oxo-4,5-dihydro-[1,2,4]oxadiazol-3-yle ou 3-oxo-2,3-dihydro-[1,2,4]oxadiazol-5-yle ;

➤ **HET**, où **HET** représente un hétéroaryle à 5 ou 6 chaînons, où ledit hétéroaryle à 5 ou 6 chaînons est non substitué ou mono- ou disubstitué par des substituants indépendamment sélectionnés parmi un (C_{1-4}) alkyle, (C_{1-4}) alkoxy, $-COOH$, hydroxy, fluoro, 2-amino-2-oxo-éthyle, 2-carboxy-éthyle, (C_{3-5}) cycloalkyle ou $-NR^{N9}R^{N10}$, où R^{N9} et R^{N10} représentent indépendamment un hydrogène ou un (C_{1-3}) alkyle ;

• R^{m1} représente un

➤ (C_{1-6}) alkyle;

➤ (C_{1-4}) alkoxy;

➤ (C_{1-3}) fluoroalkyle;

➤ (C_{1-3}) fluoroalkoxy;

➤ halogène ;

➤ (C_{3-6}) cycloalkyle;

➤ (C_{3-6}) cycloalkyl-oxy;

➤ $-NR^{N1}R^{N2}$, où R^{N1} et R^{N2} représentent indépendamment un hydrogène, un (C_{1-4}) alkyle ou un (C_{3-6}) cycloalkyle; ou

➤ $-S-R^{S2}$, où R^{S2} représente un (C_{1-4}) alkyle, un (C_{3-6}) cycloalkyle ou un 2-fluoro-vinyle ; et

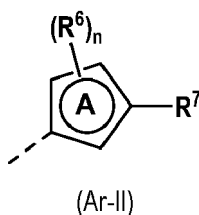
• R^{m2} représente un hydrogène, un fluoro ou un chloro ;

• ou R^P représente un hydrogène ;

R^{m1} représente un 1H-pyrazol-1-yle ; ou un $-X^1-COOH$, où X^1 représente une liaison directe, un (C_{1-3}) alkylène ou un $-O-(C_{1-3})$ alkylène-*, où les astérisques indiquent la liaison au groupement- $-COOH$;

et R^{m2} représente un hydrogène, un (C_{1-4}) alkoxy ou un $-S-(C_{1-4})$ alkyle;

• ou Ar^1 représente un groupement hétéroaryle à 5 chaînons de structure (Ar-II):



où dans (Ar-II), le cycle A représente un cycle thiophényle ou thiazolyle ;

où

• **R⁷** représente un

➤ 3-hydroxy-oxétan-3-yle;

➤ hydroxy;

➤ 2,2,2-trifluoro-1,1-dihydroxy-éthyle;

➤ **-X¹-CO-R⁰¹**, où

➤ **X¹** représente une liaison directe, un (C₁₋₃)alkylène, -O-(C₁₋₃)alkylène-*, -NH-(C₁₋₃)alkylène-*, -S-CH₂*, -CF₂-, -CH=CH-, -C≡C-, -NH-CO-*, -CO- ou (C₃₋₅)cycloalkylène; où les astérisques indiquent la liaison au groupement -CO-R⁰¹; et

➤ **R⁰¹** représente un

▪ -OH;

▪ -O-(C₁₋₄)alkyle;

▪ -NH-SO₂-**RS³**, où **RS³** représente un (C₁₋₄)alkyle, (C₃₋₆)cycloalkyle, où le (C₃₋₆)cycloalkyle contient éventuellement un atome d'oxygène sur le cycle, (C₃₋₆)cycloalkyl-(C₁₋₃)alkylène, où le (C₃₋₆)cycloalkyle contient éventuellement un atome d'oxygène sur le cycle, (C₁₋₃)fluoroalkyle, phényle ou -NH₂;

▪ -O-phényle;

▪ -O-CH₂-CO-R⁰⁴, où **R⁰⁴** représente un hydroxy ou un (C₁₋₄)alkoxy ou un -N[(C₁₋₄)alkyle]₂;

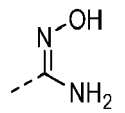
▪ -O-CH₂-O-CO-R⁰⁵, où **R⁰⁵** représente un (C₁₋₄)alkyle ou un (C₁₋₄)alkoxy; ▪ -O-CH₂-CH₂-N[(C₁₋₄)alkyle]₂; ou

▪ (5-méthyl-2-oxo-[1,3]dioxol-4-yl)-méthyloxy- ;

➤ -CO-CH₂-OH;

➤ -CO-H;

➤



➤ hydroxy-(C₁₋₄)alkyle;

➤ **-NR^{N1}R^{N2}**, où

▪ **R^{N1}** et **R^{N2}** représentent indépendamment un hydrogène, un (C₁₋₄)alkyle ou un (C₃₋₆)cycloalkyle;

▪ ou **R^{N1}** représente indépendamment un hydrogène ou un (C₁₋₄)alkyle et **R^{N2}** représente indépendamment un -CO-H, un -CO-(C₁₋₃)alkyle ou un -CO-(C₁₋₃)alkylène-OH;

➤ **-CO-NR^{N3}R^{N4}**, où **R^{N3}** et **R^{N4}** représentent indépendamment un hydrogène, (C₁₋₄)alkyle, hydroxy-(C₂₋₄)alkyle, (C₁₋₃)alkoxy-(C₂₋₄)alkyle, diméthylamino-(C₂₋₄)alkyle, (C₁₋₄)alkoxy, hydroxy-(C₂₋₄)alkoxy, benzyloxy ou hydroxy ;

➤ **-NH-CO-NR^{N5}R^{N6}**, où **R^{N5}** et **R^{N6}** représentent indépendamment un hydrogène ou un (C₁₋₄)alkyle;

➤ 5-oxo-4,5-dihydro-[1,2,4]oxadiazol-3-yle ou 3-oxo-2,3-dihydro-[1,2,4]oxadiazol-5-yle ; ou

➤ **HET**, où **HET** représente un hétéroaryle à 5 ou 6 chaînons, où ledit hétéroaryle à 5 ou 6 chaînons est non substitué ou mono- ou disubstitué par des substituants indépendamment sélectionnés parmi un (C₁₋₄)alkyle, (C₁₋₄)alkoxy, -COOH, hydroxy, fluoro, 2-amino-2-oxo-éthyle, 2-carboxy-éthyle,

(C₃₋₅)cycloalkyle ou -NR^{N9}R^{N10}, où R^{N9} et R^{N10} représentent indépendamment un hydrogène ou un (C₁₋₃)alkyle ;

• et (R⁶)_n représente un substituant facultatif indépendamment sélectionné parmi un

➤ (C₁₋₆)alkyle;

➤ (C₁₋₄)alkoxy;

➤ (C₁₋₃)fluoroalkyle;

➤ (C₁₋₃)fluoroalkoxy;

➤ halogène ;

➤ (C₃₋₆)cycloalkyle;

➤ (C₃₋₆)cycloalkyl-oxy;

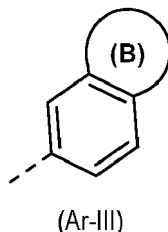
➤ hydroxy;

➤ pyridinyle; et

➤ -NR^{N1}R^{N2}, où R^{N1} et R^{N2} représentent indépendamment un hydrogène, un (C₁₋₄)alkyle ou un (C₃₋₆)cycloalkyle;

• ou Ar¹ représente un hétéroaryle bicyclique à 9 ou 10 chaînons; où ledit hétéroaryle bicyclique à 9 ou 10 chaînons est indépendamment non substitué ou mono- ou disubstitué par des substituants indépendamment sélectionnés parmi un (C₁₋₄)alkyle; (C₁₋₄)alkoxy; (C₁₋₃)fluoroalkyle; (C₁₋₃)fluoroalkoxy; halogène ; cyano ; hydroxy ou -(C₀₋₃)alkylène-COOR^{O2}, où R^{O2} représente un hydrogène ou un (C₁₋₄)alkyle;

• ou Ar¹ représente un groupement de structure (Ar-III):



où le cycle (B) représente un cycle non aromatique à 5 ou 6 chaînons fusionné au groupement phényle, où le cycle (B) comprend un ou deux hétéroatomes indépendamment sélectionnés parmi l'azote et l'oxygène; où ledit cycle (B) est indépendamment non substitué ou mono- ou disubstitué par des substituants indépendamment sélectionnés parmi un oxo, un (C₁₋₆)alkyle et un -(C₀₋₃)alkylène-COOR^{O3}, où R^{O3} représente un hydrogène ou un (C₁₋₃)alkyle ;

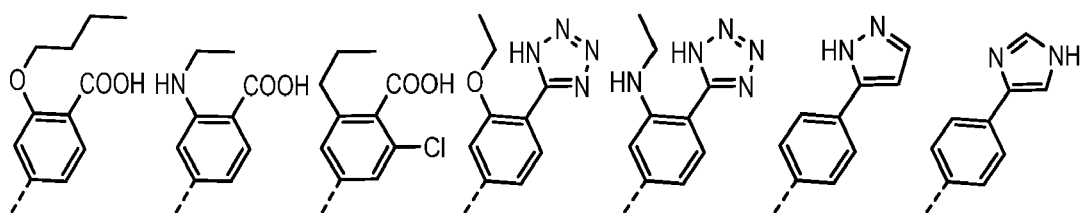
ou sel pharmaceutiquement acceptable de celui-ci.

6. Composé selon l'une quelconque des revendications 1 à 3; où

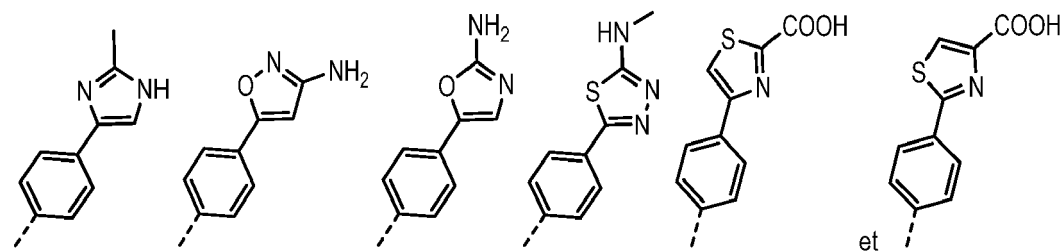
• Ar¹ représente un groupement phényle sélectionné parmi les suivants :

a)

5



10

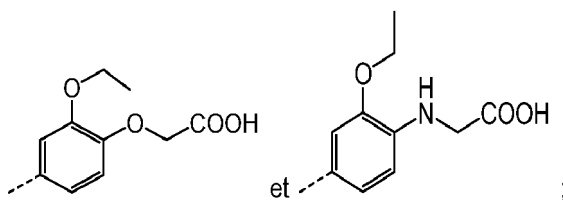


15

20

ou
b)

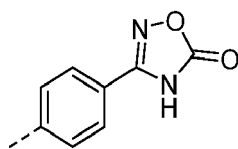
25



30

ou
c)

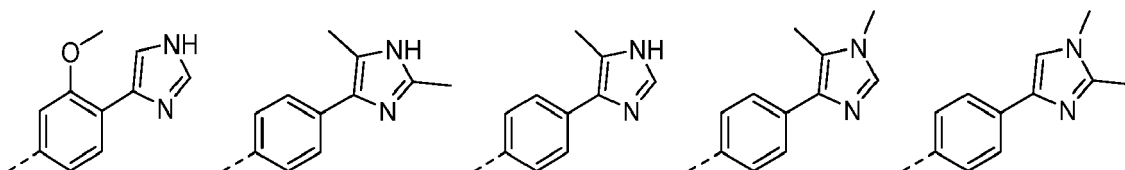
35



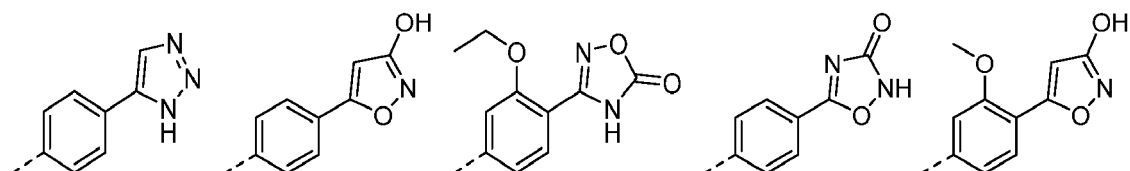
40

ou
d)

45

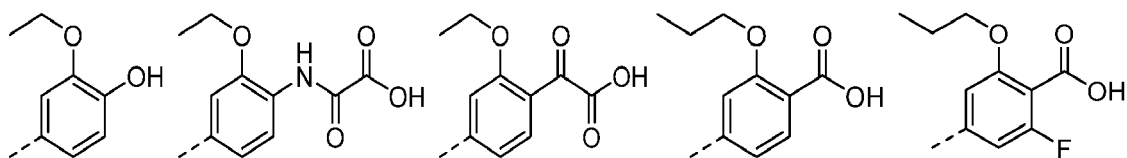


50

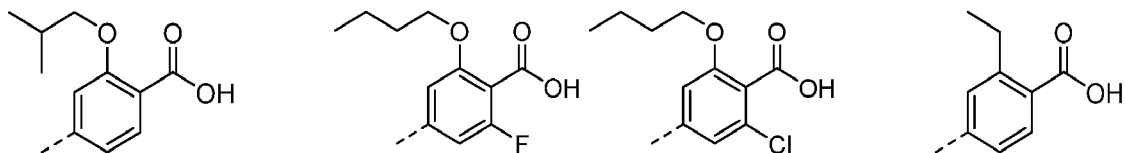


55

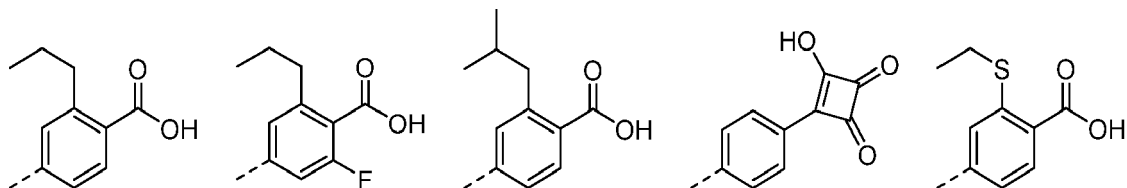
5



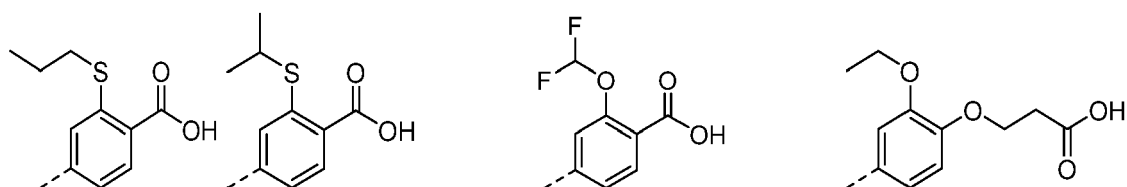
10



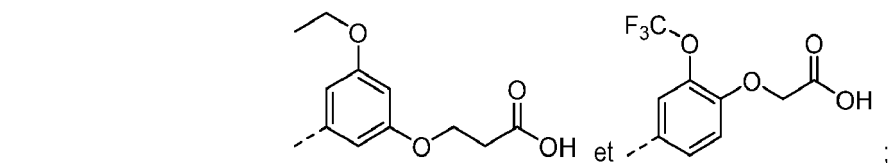
15



20



25



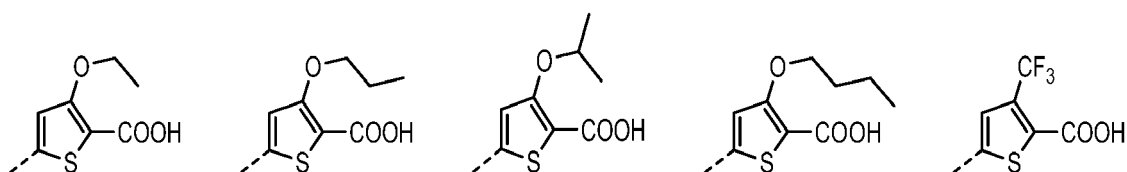
30

35

• ou **Ar¹** représente un groupement thiophényle sélectionné parmi les suivants :

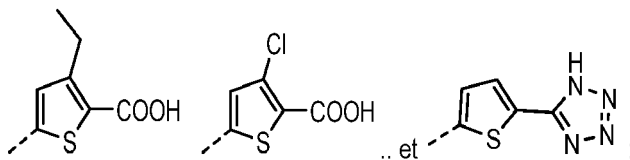
a)

40



45

50

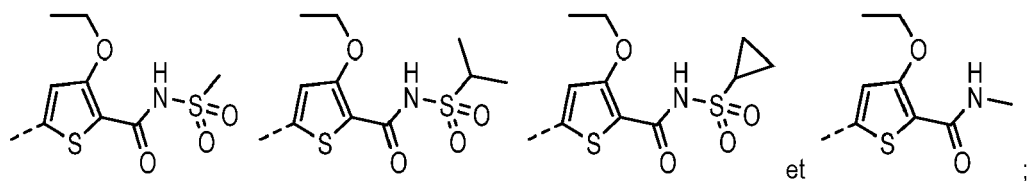


ou

b)

55

5

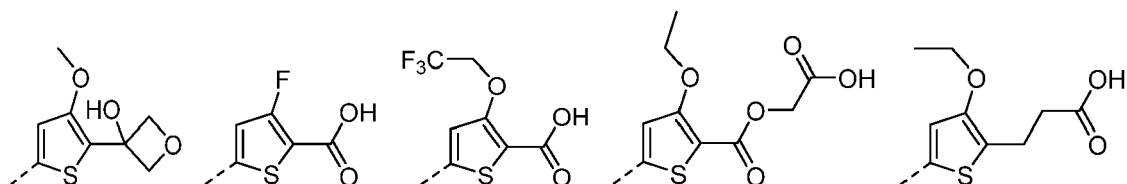


et

;

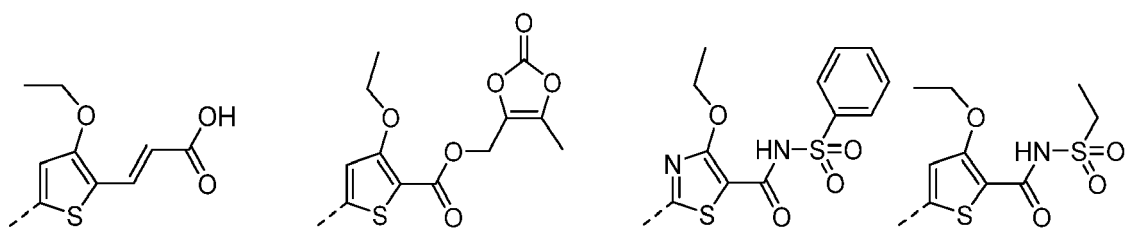
ou
c)

10



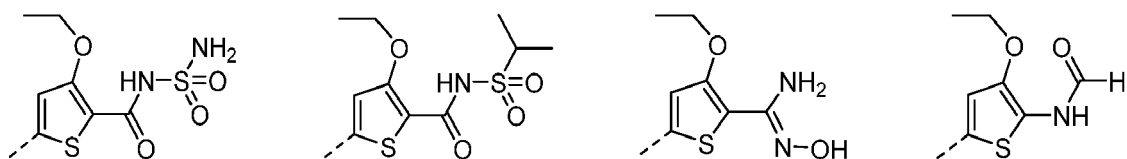
15

20

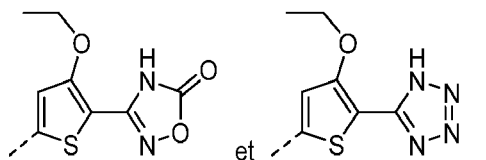


25

30



35



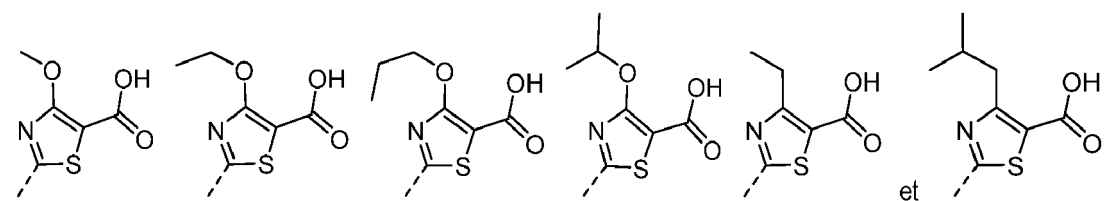
et

;

40

• ou **Ar¹** représente un groupement thiazoyle sélectionné parmi les suivants :

45



et

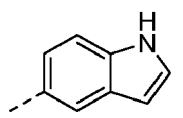
;

50

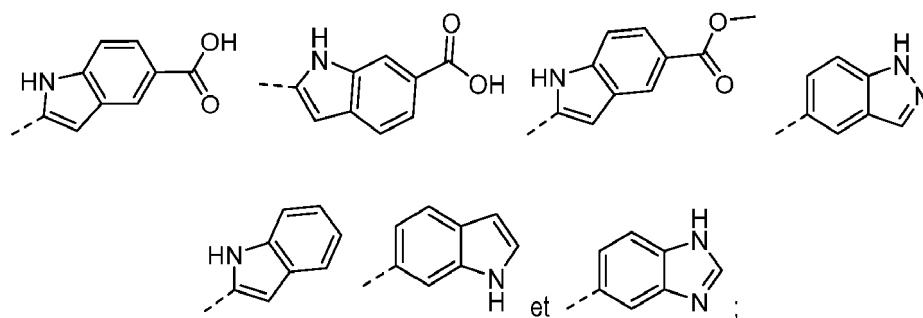
• ou **Ar¹** représente un hétéroaryle bicyclique à 9 ou 10 chaînons sélectionné parmi les suivants :

a)

55

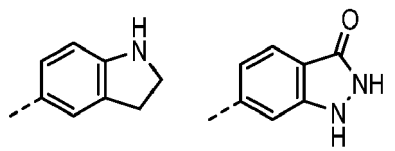


ou
b)

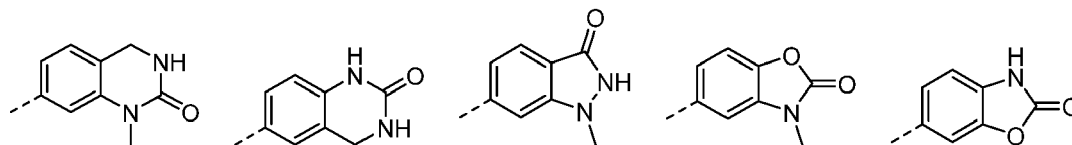


• ou **Ar¹** représente un groupement sélectionné parmi les suivants :

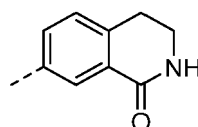
a)



ou
b)

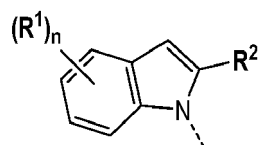


et

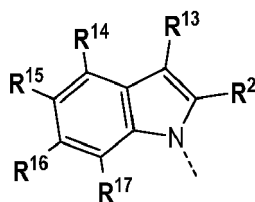


ou sel pharmaceutiquement acceptable de celui-ci.

7. Composé selon l'une quelconque des revendications 1 à 6; où le groupement



représente un



où

R² représente un méthyle, un chloro ou un cyano ; et

R¹³ représente un hydrogène ; et

• **R¹⁴, R¹⁵, R¹⁶ et R¹⁷** représentent indépendamment les suivants :

R¹⁴ représente un hydrogène, méthyle, éthyle, méthoxy, bromo, chloro, fluoro, trifluorométhyle, trifluorométhoxy ou cyano ;

R¹⁵ représente un hydrogène, méthyle, méthoxy, chloro, fluoro ;

R¹⁶ représente un hydrogène, un méthoxy ou un fluoro ; et

R¹⁷ représente un hydrogène, méthyle, méthoxy, chloro, fluoro ou cyano ;

où un au moins des radicaux **R¹⁴, R¹⁵, R¹⁶ et R¹⁷** représente un hydrogène ;

• ou **R¹⁴ et R¹⁵** forment ensemble un groupement -O-CH₂-O-, **R¹⁶** représente un hydrogène et **R¹⁷** représente un hydrogène ou un halogène ;

ou

R² représente un (C₁₋₃)alkyle, un halogène ou un cyano ; et

R¹³ représente un fluoro ; et

• **R¹⁴, R¹⁵, R¹⁶ et R¹⁷** représentent indépendamment les suivants :

R¹⁴ représente un hydrogène, méthyle, éthyle, méthoxy, bromo, chloro, fluoro, trifluorométhyle, trifluorométhoxy ou cyano ;

R¹⁵ représente un hydrogène, méthyle, méthoxy, chloro, fluoro ;

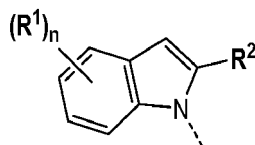
R¹⁶ représente un hydrogène, un méthoxy ou un fluoro ; et

R¹⁷ représente un hydrogène, méthyle, méthoxy, chloro, fluoro ou cyano ;

où deux au moins des radicaux **R¹⁴, R¹⁵, R¹⁶ et R¹⁷** représentent un hydrogène.

ou sel pharmaceutiquement acceptable de celui-ci.

8. Composé selon l'une quelconque des revendications 1 à 6 ; où le groupement



représente un groupement sélectionné parmi les groupes A), B), C), D) et E) suivants :

A)

5

10

15

20

25

30

B)

C)

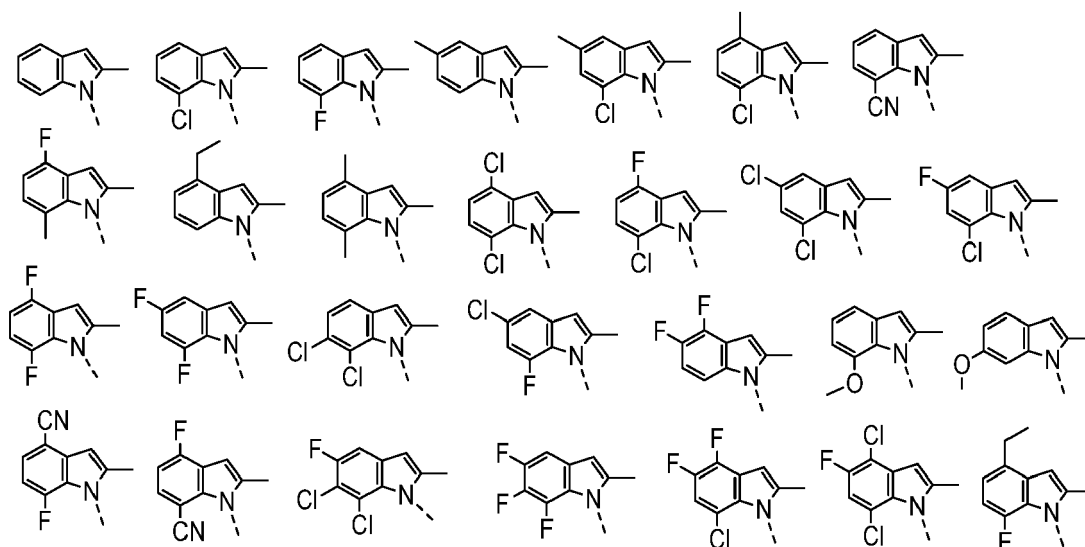
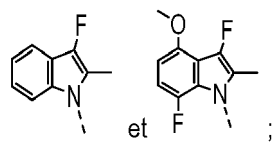
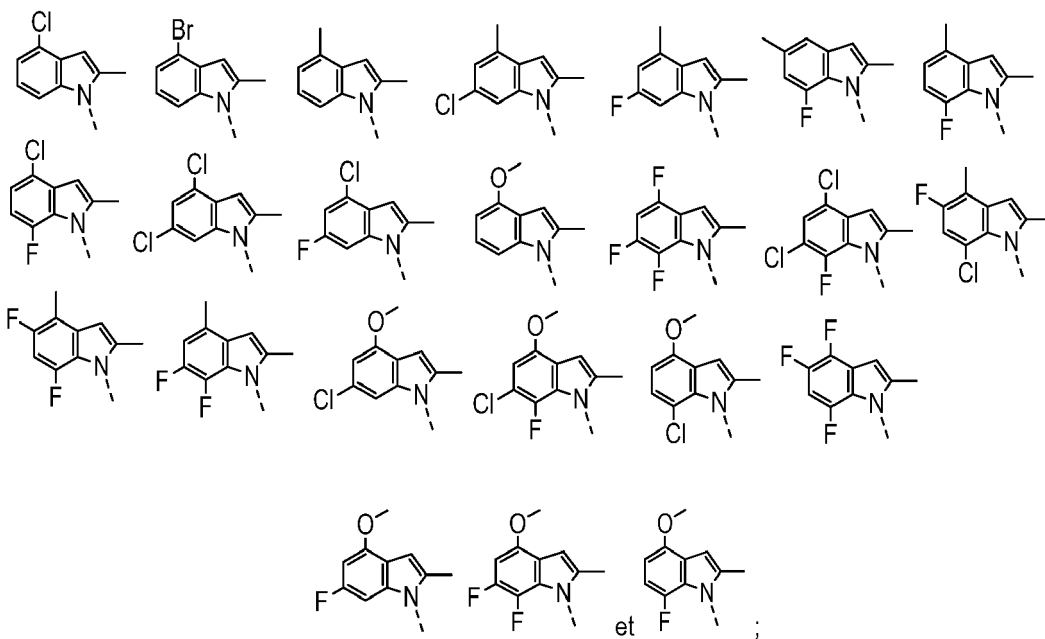
35

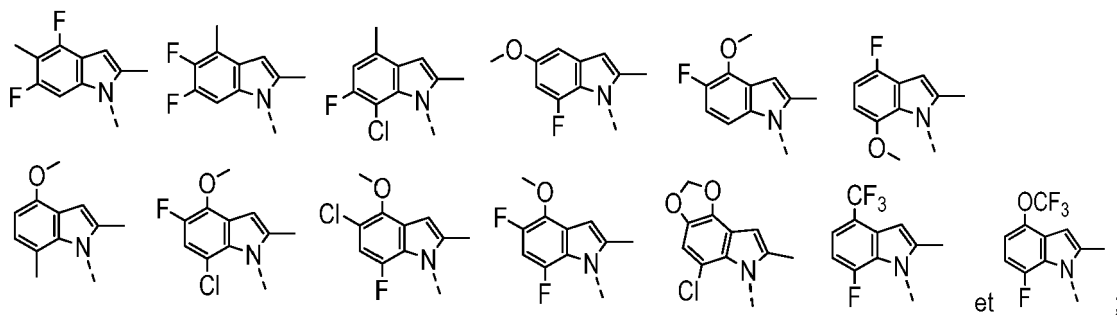
40

45

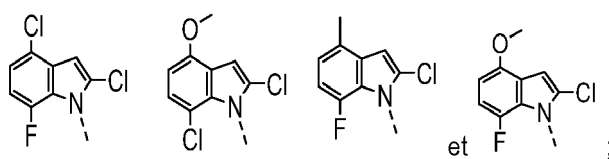
50

55

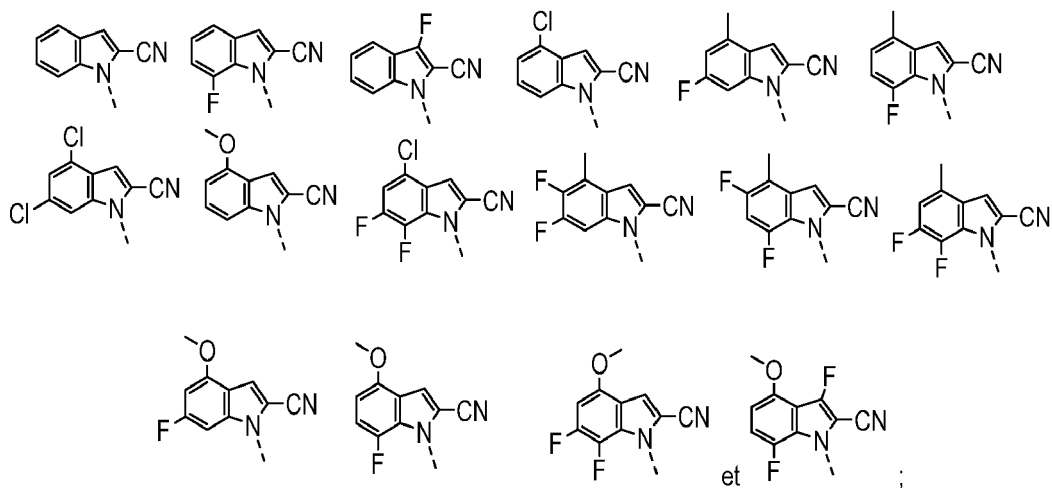




D)

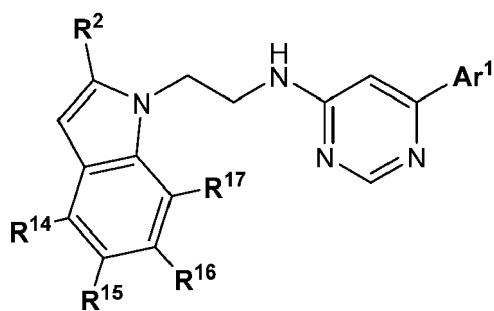


E)



ou sel pharmaceutiquement acceptable de celui-ci.

9. Composé selon la revendication 1, qui est un composé de Formule (II)



Formule (II)

où

R^2 représente un méthyle, un chloro ou un cyano ; et

• R^{14} , R^{15} , R^{16} et R^{17} représentent indépendamment les suivants :

R^{14} représente un méthyle, méthoxy, halogène ou cyano ;

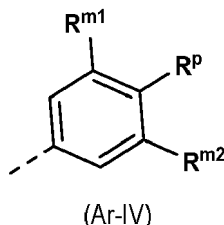
R^{15} représente un hydrogène, méthyle, chloro ou fluoro ;

R^{16} représente un hydrogène ou un fluoro ; et

R^{17} représente un hydrogène, un chloro ou un fluoro ;

où un au moins des radicaux R^{15} , R^{16} et R^{17} représente un hydrogène, et Ar^1 représente

• un groupement phényle de structure (Ar-IV) :



où

• R^p représente un

➤ hydroxy ;

➤ $-COOH$;

➤ $-CO-CH_2-CN$;

➤ $-CO-(C_{1-4})alkoxy$;

➤ $-CO-NH-SO_2-R^{S3}$, où R^{S3} représente un $(C_{1-4})alkyle$, $(C_{3-6})cycloalkyle$; $(C_{3-6})cycloalkyl-(C_{1-3})alkyle$; $(C_{1-3})fluoroalkyle$, phényle ou $-NH_2$;

➤ $-X^1-CH_2-COOH$, où X^1 représente un O ou un NH ;

➤ $-CO-NR^{N3}R^{N4}$, où R^{N3} et R^{N4} représentent indépendamment un hydrogène, $(C_{1-4})alkyle$, hydroxy- $(C_{2-4})alkyle$, $(C_{1-3})alkoxy-(C_{2-4})alkyle$, diméthylamino- $(C_{2-4})alkyle$, $(C_{1-4})alkoxy$ ou hydroxy- $(C_{2-4})alkoxy$;

➤ $-NH-CO-NR^{N5}R^{N6}$, où R^{N5} et R^{N6} représentent indépendamment un hydrogène ou un $(C_{1-4})alkyle$;

➤ $-SO_2-R^{S1}$, où R^{S1} représente un hydroxy, un $(C_{1-4})alkyle$ ou un $-NR^{N7}R^{N8}$, où R^{N7} et R^{N8} représentent indépendamment un hydrogène ou un $(C_{1-3})alkyle$;

➤ 5-oxo-4,5-dihydro-[1,2,4]oxadiazol-3-yle ;

➤ tétrazolyle (en particulier 1H-tétrazol-5-yle) ; ou

➤ hétéroaryle à 5 ou 6 chaînons sélectionné parmi un oxazolyle, isoxazolyle, oxadiazolyle, thiazolyle, isothiazolyle, thiadiazolyle, imidazolyle, pyrazolyle, triazolyle, pyridinyle, pyrimidinyle, pyridazinyle ou pyrazinyle ; où ledit hétéroaryle à 5 ou 6 chaînons est non substitué ou mono- ou disubstitué par des substituants indépendamment sélectionnés parmi un $(C_{1-3})alkyle$, $(C_{1-3})alkoxy$, $-COOH$, hydroxy, fluoro, 2-amino-2-oxo-éthyle, 2-carboxy-éthyle ou $-NR^{N9}R^{N10}$, où R^{N9} et R^{N10} représentent indépendamment un hydrogène ou un $(C_{1-3})alkyle$;

• R^{m1} représente un

➤ hydrogène ;

➤ $(C_{1-6})alkyle$;

➤ (C₁₋₄)alkoxy;

➤ (C₁₋₃)fluoroalkyle;

➤ (C₁₋₃)fluoroalkoxy;

➤ halogène ;

➤ (C₃₋₆)cycloalkyle;

➤ (C₃₋₆)cycloalkyl-oxy;

➤ hydroxy;

➤ $-(CH_2)_m-NR^{N1}R^{N2}$, où m représente le nombre entier 0 ou 1; et où **R^{N1}** et **R^{N2}** représentent indépendamment un hydrogène, un (C₁₋₃)alkyle ou un (C₂₋₃)fluoroalkyle; ou **R^{N1}** et **R^{N2}** forment, avec l'azote auquel ils sont attachés, un cycle pyrrolidinyle ; ou

➤ $-S-R^{S2}$, où **R^{S2}** représente un (C₁₋₄)alkyle ou un (C₃₋₆)cycloalkyle;

• et **R^{m2}** représente un

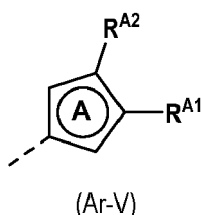
➤ hydrogène ; ou

➤ (C₁₋₆)alkyle;

➤ (C₁₋₃)alkoxy; ou

➤ halogène ;

• ou **Ar¹** représente un groupement hétéroaryle à 5 chaînons de structure (Ar-V) :



où dans (Ar-V), le cycle A représente un cycle thiophényle ou thiazolyle;
où **R^{A1}** représente un

➤ -COOH ;

➤ tétrazolyle;

➤ -CO-(C₁₋₄)alkoxy;

➤ $-CO-NH-SO_2-R^{S3}$, où **R^{S3}** représente un (C₁₋₄)alkyle, (C₃₋₆)cycloalkyle; (C₃₋₆)cycloalkyl-(C₁₋₃)alkyle; (C₁₋₃)fluoroalkyle, phényle ou -NH₂;

➤ $-X^1-CH_2-COOH$, où **X¹** représente un O ou un NH ; ou

➤ $-CO-NR^{N3}R^{N4}$, où **R^{N3}** et **R^{N4}** représentent indépendamment un hydrogène, (C₁₋₄)alkyle, hydroxy-(C₂₋₄)alkyle ou (C₁₋₃)alkoxy-(C₂₋₄)alkyle;
et **R^{A2}** représente un

➤ hydrogène;

➤ (C₁₋₆)alkyle;

➤ (C₁₋₄)alkoxy;

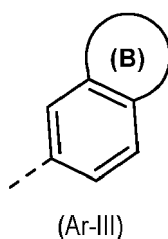
➤ (C₁₋₃)fluoroalkyle;

➤ halogène ; ou

➤ hydroxy ;

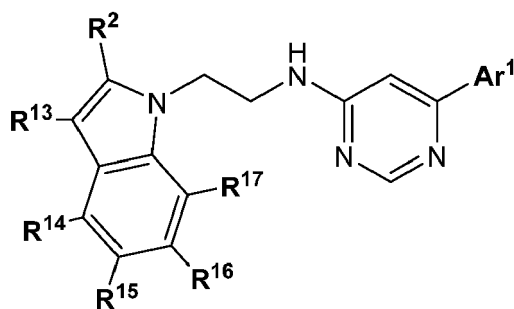
• ou **Ar¹** représente un hétéroaryle bicyclique à 9 ou 10 chaînons sélectionné parmi un 1*H*-indol-5-yle, 1*H*-indol-4-yle, 1*H*-indol-6-yle, indazol-6-yle, 1*H*-benzimidazol-5-yle, 1*H*-benzotriazol-5-yle, quinoxalin-6-yle, isoquinoléin-7-yle et quinoléin-6-yle ; où ledit hétéroaryle bicyclique à 9 ou 10 chaînons est indépendamment non substitué ou mono- ou disubstitué par des substituants indépendamment sélectionnés parmi un (C₁₋₄)alkyle ou un -COOH ;

• ou **Ar¹** représente un groupement de structure (Ar-III):



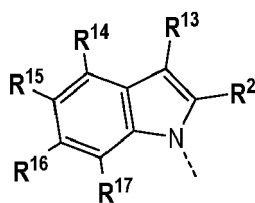
où le cycle ring (B) représente un cycle non aromatique à 5 chaînons fusionné au groupement phényle, où le cycle (B) comprend un ou deux atomes d'azote sur le cycle ; où ledit cycle (B) est indépendamment non substitué ou monoou disubstitué par des substituants indépendamment sélectionnés parmi un oxo et un (C₁₋₆)alkyle ; ou sel pharmaceutiquement acceptable de celui-ci.

10. Composé selon la revendication 1, qui est un composé de Formule (III):



Formule (III)

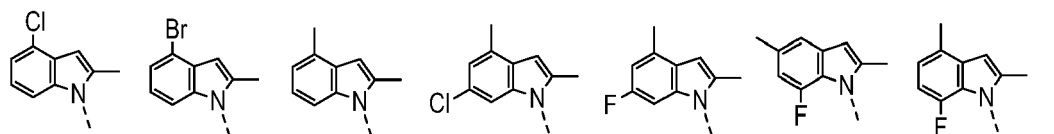
où le groupement :



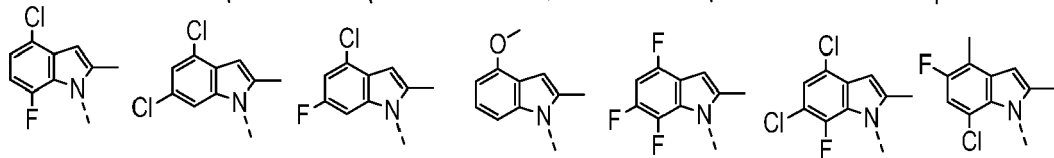
représente un groupement sélectionné parmi les groupes A), B), C), D) et E) suivants :

A)

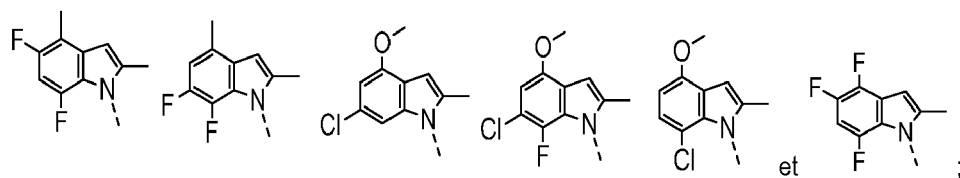
5



10

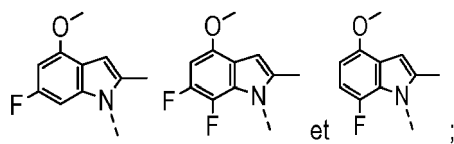


15



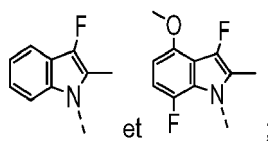
20

B)



25

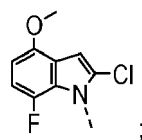
C)



30

35

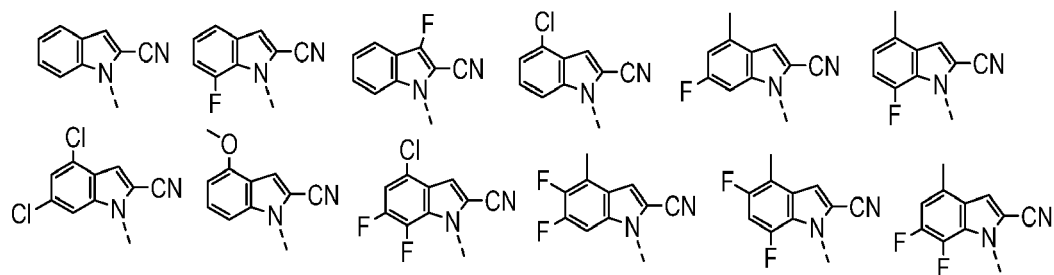
D)



40

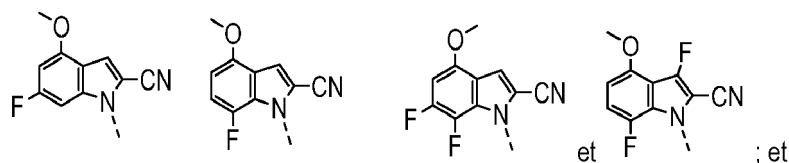
E)

45



50

55



Ar¹ représente

- un phényle ou un hétéroaryle à 5 chaînons sélectionné parmi un thiophényle et un thiazolyle; où ledit phényle ou hétéroaryle à 5 chaînons est indépendamment mono-, di- ou trisubstitué ;
- où un desdits substituants est sélectionné parmi un

- -**X¹**-CO-**R⁰¹**, où

- **X¹** représente une liaison directe, un -CH₂-CH₂-, -O-CH₂-, -NH-CH₂-, -CH=CH- ou -NH-CO-; où les astérisques indiquent la liaison au groupement -CO-**R⁰¹**; et
- **R⁰¹** représente un

- -OH;
- -O-(C₁₋₄)alkyle;
- -NH-SO₂-**R^{S3}**, où **R^{S3}** représente un (C₁₋₃)alkyle, un cyclopropyle ou un -NH₂;
- -O-CH₂-CO-**R⁰⁴**, où **R⁰⁴** représente un hydroxy ou un (C₁₋₄)alkoxy; ou
- -O-CH₂-O-CO-**R⁰⁵**, où **R⁰⁵** représente un (C₁₋₄)alkyle ou un (C₁₋₄)alkoxy;

- -**NR^{N1}R^{N2}**, où **R^{N1}** représente indépendamment un hydrogène ou un (C₁₋₃)alkyle et **R^{N2}** représente un -CO-H ;
- 5-oxo-4,5-dihydro-[1,2,4]oxadiazol-3-yle ou 3-oxo-2,3-dihydro-[1,2,4]oxadiazol-5-yle;
- 1H-tétrazol-5-yle;
- 3-hydroxy-isoxazol-5-yle ;
- imidazolyle, qui est non substitué ou mono- ou disubstitué par un méthyle;
- pyrazolyle ;
- isoxazolyle, oxazolyle ou thiadiazolyle; où ledit isoxazolyle, oxazolyle ou thiadiazolyle est monosubstitué par un -**NR^{N9}R^{N10}**, où **R^{N9}** représente un hydrogène et **R^{N10}** représente un hydrogène ou un méthyle ;

et le ou les deux desdits substituants restants (si présent/s) est/sont indépendamment sélectionné/s parmi un

- (C₁₋₄)alkyle;
- (C₁₋₄)alkoxy;
- 2,2,2-trifluoroéthoxy;
- halogène ;
- -**NR^{N1}R^{N2}**, où **R^{N1}** représente un hydrogène et **R^{N2}** représente un (C₁₋₃)alkyle;
- -S-**R^{S2}**, où **R^{S2}** représente un (C₁₋₄)alkyle;

- ou **Ar¹** représente un hétéroaryle bicyclique à 8 à 10 chaînons sélectionné parmi un benzimidazole non substitué; un indazolyle non substitué, et un indolyle qui est non substitué ou monosubstitué par un -COO**R⁰²**, où **R⁰²** représente un hydrogène ou un (C₁₋₄)alkyle;
- ou **Ar¹** représente un hétérocyclyle bicyclique fusionné partiellement aromatique à 8 à 10 chaînons substitué par un oxo sélectionné parmi un 2-oxo-2,3-dihydro-benzooxazolyle, 3-oxo-2,3-dihydro-1H-indazolyle, 2-oxo-1,2,3,4-tétrahydro-quinazolinyle, 1-oxo-1,2,3,4-tétrahydro-isoquinoléinyle; où ledit hétérocyclyle substitué par un oxo est non substitué ou monosubstitué par un (C₁₋₃)alkyle sur un atome d'azote du cycle;

ou sel pharmaceutiquement acceptable de celui-ci.

11. Composé selon la revendication 1 sélectionné dans le groupe consistant en les suivants :

Acide 3-chloro-5-{6-[2-(6-fluoro-4-méthoxy-2-méthyl-indol-1-yl)-éthylamino]-pyrimidin-4-yl}-thiophén-2-car-

boxylique;

Acide 5-{6-[2-(2-cyano-indol-1-yl)-éthylamino]-pyrimidin-4-yl}-3-éthoxy-thiophén-2-carboxylique;

[6-(2,3-Dihydro-1*H*-indol-5-yl)-pyrimidin-4-yl]-[2-(6-fluoro-4-méthoxy-2-méthyl-indol-1-yl)-éthyl]-amine;

[2-(7-Fluoro-2,4-diméthyl-indol-1-yl)-éthyl]-{6-[4-(1*H*-imidazol-4-yl)-phényl]-pyrimidin-4-yl}-amine;

Acide 3-éthyl-5-{6-[2-(6-fluoro-2,4-diméthyl-indol-1-yl)-éthylamino]-pyrimidin-4-yl}-thiophén-2-carboxylique;

Acide 5-{6-[2-(7-fluoro-4-méthoxy-2-méthyl-indol-1-yl)-éthylamino]-pyrimidin-4-yl}-3-méthyl-thiophén-2-carboxylique;

Acide 5-{6-[2-(4-chloro-2-méthyl-indol-1-yl)-éthylamino]-pyrimidin-4-yl}-3-éthoxy-thiophén-2-carboxylique ;

Acide 3-éthyl-5-{6-[2-(4-méthoxy-2-méthyl-indol-1-yl)-éthylamino]-pyrimidin-4-yl}-thiophén-2-carboxylique ;

Acide 3-chloro-5-{6-[2-(7-fluoro-4-méthoxy-2-méthyl-indol-1-yl)-éthylamino]-pyrimidin-4-yl}-thiophén-2-carboxylique;

Acide 4-{6-[2-(7-fluoro-2,4-diméthyl-indol-1-yl)-éthylamino]-pyrimidin-4-yl}-2-méthylamino-benzoïque;

Acide 5-{6-[2-(5,7-difluoro-2,4-diméthyl-indol-1-yl)-éthylamino]-pyrimidin-4-yl}-3-éthoxy-thiophén-2-carboxylique ;

{6-[4-(3-Amino-isoxazol-5-yl)-phényl]-pyrimidin-4-yl}-[2-(4-méthoxy-2-méthyl-indol-1-yl)-éthyl]-amine;

[2-(6-Fluoro-4-méthoxy-2-méthyl-indol-1-yl)-éthyl]-{6-[4-(1*H*-imidazol-4-yl)-phényl]-pyrimidin-4-yl}-amine;

[2-(7-Fluoro-4-méthoxy-2-méthyl-indol-1-yl)-éthyl]-{6-[4-(1*H*-imidazol-4-yl)-phényl]-pyrimidin-4-yl}-amine;

[2-(7-Fluoro-4-méthoxy-2-méthyl-indol-1-yl)-éthyl]-{6-[4-(2*H*-pyrazol-3-yl)-phényl]-pyrimidin-4-yl}-amine ;

Acide 3-éthoxy-5-{6-[2-(4-méthoxy-2-méthyl-indol-1-yl)-éthylamino]-pyrimidin-4-yl}-thiophén-2-carboxylique ;

Acide 5-{6-[2-(6-chloro-2,4-diméthyl-indol-1-yl)-éthylamino]-pyrimidin-4-yl}-3-éthoxy-thiophén-2-carboxylique ;

Acide 3-éthoxy-5-{6-[2-(7-fluoro-2,4-diméthyl-indol-1-yl)-éthylamino]-pyrimidin-4-yl}-thiophén-2-carboxylique ;

Acide 3-éthoxy-5-{6-[2-(7-fluoro-2,5-diméthyl-indol-1-yl)-éthylamino]-pyrimidin-4-yl}-thiophén-2-carboxylique ;

Acide 3-éthoxy-5-{6-[2-(6-fluoro-2,4-diméthyl-indol-1-yl)-éthylamino]-pyrimidin-4-yl}-thiophén-2-carboxylique;

Acide 3-éthyl-5-{6-[2-(7-fluoro-4-méthoxy-2-méthyl-indol-1-yl)-éthylamino]-pyrimidin-4-yl}-thiophén-2-carboxylique;

Acide 5-{6-[2-(4,6-dichloro-2-méthyl-indol-1-yl)-éthylamino]-pyrimidin-4-yl}-3-éthoxy-thiophén-2-carboxylique;

Acide 5-{6-[2-(4-chloro-6-fluoro-2-méthyl-indol-1-yl)-éthylamino]-pyrimidin-4-yl}-3-éthoxy-thiophén-2-carboxylique ;

Acide 5-{6-[2-(4-chloro-7-fluoro-2-méthyl-indol-1-yl)-éthylamino]-pyrimidin-4-yl}-3-éthoxy-thiophén-2-carboxylique ;

Acide 5-{6-[2-(2-cyano-6-fluoro-4-méthyl-indol-1-yl)-éthylamino]-pyrimidin-4-yl}-3-éthoxy-thiophén-2-carboxylique ;

Acide 4-{6-[2-(7-fluoro-4-méthoxy-2-méthyl-indol-1-yl)-éthylamino]-pyrimidin-4-yl}-2-méthylamino-benzoïque;

Acide 5-{6-[2-(7-chloro-4-méthoxy-2-méthyl-indol-1-yl)-éthylamino]-pyrimidin-4-yl}-3-éthoxy-thiophén-2-carboxylique;

Acide 3-éthoxy-5-{6-[2-(6-fluoro-4-méthoxy-2-méthyl-indol-1-yl)-éthylamino]-pyrimidin-4-yl}-thiophén-2-carboxylique ;

Acide 3-éthoxy-5-{6-[2-(7-fluoro-4-méthoxy-2-méthyl-indol-1-yl)-éthylamino]-pyrimidin-4-yl}-thiophén-2-carboxylique ;

Acide 3-éthoxy-5-{6-[2-(4,6,7-trifluoro-2-méthyl-indol-1-yl)-éthylamino]-pyrimidin-4-yl}-thiophén-2-carboxylique ;

Acide 3-éthoxy-5-{6-[2-(4,5,7-trifluoro-2-méthyl-indol-1-yl)-éthylamino]-pyrimidin-4-yl}-thiophén-2-carboxylique ;

Acide 5-{6-[2-(6,7-difluoro-2,4-diméthyl-indol-1-yl)-éthylamino]-pyrimidin-4-yl}-3-éthoxy-thiophén-2-carboxylique;

{6-[4-(3-Amino-isoxazol-5-yl)-phényl]-pyrimidin-4-yl}-[2-(7-fluoro-4-méthoxy-2-méthyl-indol-1-yl)-éthyl]-amine;

[2-(6,7-Difluoro-4-méthoxy-2-méthyl-indol-1-yl)-éthyl]-{6-[4-(1*H*-imidazol-4-yl)-phényl]-pyrimidin-4-yl}-amine;

[2-(7-Fluoro-2,4-diméthyl-indol-1-yl)-éthyl]-{6-[4-(5-méthylamino-[1,3,4]thiadiazol-2-yl)-phényl]-pyrimidin-4-yl}-amine;

Acide 5-{6-[2-(2-cyano-6-fluoro-4-méthoxy-indol-1-yl)-éthylamino]-pyrimidin-4-yl}-3-éthoxy-thiophén-2-carboxylique ;

Acide 2-éthylamino-4-{6-[2-(7-fluoro-4-méthoxy-2-méthyl-indol-1-yl)-éthylamino]-pyrimidin-4-yl}-benzoïque;

Acide 5-{6-[2-(6,7-difluoro-4-méthoxy-2-méthyl-indol-1-yl)-éthylamino]-pyrimidin-4-yl}-3-éthoxy-thiophén-2-carboxylique;

Acide 5-{6-[2-(6-fluoro-2,4-diméthyl-indol-1-yl)-éthylamino]-2-méthyl-pyrimidin-4-yl}-3-trifluorométhyl-thiophén-2-carboxylique;

Acide 5-{6-[2-(7-fluoro-4-méthoxy-2-méthyl-indol-1-yl)-éthylamino]-pyrimidin-4-yl}-3-trifluorométhyl-thiophén-2-carboxylique;

Acide 5-{6-[2-(6-fluoro-4-méthoxy-2-méthyl-indol-1-yl)-éthylamino]-pyrimidin-4-yl}-3-trifluorométhyl-thiophén-2-carboxylique ;
 [2-(7-Fluoro-4-méthoxy-2-méthyl-indol-1-yl)-éthyl]-{6-[4-(5-méthylamino-[1,3,4]thiadiazol-2-yl)-phényl]-pyrimidin-4-yl}-amine ;

5 Acide 4-(4-{6-[2-(7-fluoro-4-méthoxy-2-méthyl-indol-1-yl)-éthylamino]-pyrimidin-4-yl}-phényl)-thiazol-2-carboxylique ;
 Acide 2-chloro-4-{6-[2-(6-chloro-4-méthoxy-2-méthyl-indol-1-yl)-éthylamino]-pyrimidin-4-yl}-6-propylbenzoïque ;
 Acide 2-chloro-4-{6-[2-(6-fluoro-4-méthoxy-2-méthyl-indol-1-yl)-éthylamino]-pyrimidin-4-yl}-6-propylbenzoïque ;

10 Acide 5-{6-[2-(6,7-difluoro-4-méthoxy-2-méthyl-indol-1-yl)-éthylamino]-pyrimidin-4-yl}-3-trifluorométhyl-thiophén-2-carboxylique ;
 Acide 4-{6-[2-(6-fluoro-4-méthoxy-2-méthyl-indol-1-yl)-éthylamino]-pyrimidin-4-yl}-2-isobutyl-benzoïque ;
 Acide 5-{6-[2-(7-fluoro-4-méthoxy-2-méthyl-indol-1-yl)-éthylamino]-2-méthyl-pyrimidin-4-yl}-3-trifluorométhyl-thiophén-2-carboxylique ;

15 Acide 5-{6-[2-(6-fluoro-4-méthoxy-2-méthyl-indol-1-yl)-éthylamino]-2-méthyl-pyrimidin-4-yl}-3-trifluorométhyl-thiophén-2-carboxylique ;
 1-Éthyl-3-(4-{6-[2-(7-fluoro-4-méthoxy-2-méthyl-indol-1-yl)-éthylamino]-pyrimidin-4-yl}-2-méthoxy-phényl)-urée ;

20 {6-[4-(2-Amino-oxazol-5-yl)-phényl]-pyrimidin-4-yl}-[2-(6-fluoro-4-méthoxy-2-méthyl-indol-1-yl)-éthyl]-amine ;
 {6-[4-(2-Amino-oxazol-5-yl)-phényl]-pyrimidin-4-yl}-[2-(7-fluoro-4-méthoxy-2-méthyl-indol-1-yl)-éthyl]-amine ;
 Acide 2-(4-{6-[2-(6-fluoro-4-méthoxy-2-méthyl-indol-1-yl)-éthylamino]-pyrimidin-4-yl}-phényl)-thiazol-4-carboxylique ;
 Acide 2-(4-{6-[2-(7-fluoro-4-méthoxy-2-méthyl-indol-1-yl)-éthylamino]-pyrimidin-4-yl}-phényl)-thiazol-4-carboxylique ;

25 [2-(6-Fluoro-4-méthoxy-2-méthyl-indol-1-yl)-éthyl]-{6-[4-(2-méthyl-1H-imidazol-4-yl)-phényl]-pyrimidin-4-yl}-amine ;
 [2-(6-Fluoro-2,4-diméthyl-indol-1-yl)-éthyl]-{6-[4-(5-méthylamino-[1,3,4]thiadiazol-2-yl)-phényl]-pyrimidin-4-yl}-amine ;

30 Acide 4-{6-[2-(2-cyano-6-fluoro-4-méthoxy-indol-1-yl)-éthylamino]-pyrimidin-4-yl}-2-isobutyl-benzoïque ;
 Acide 2-chloro-4-{6-[2-(7-fluoro-4-méthoxy-2-méthyl-indol-1-yl)-éthylamino]-pyrimidin-4-yl}-6-propoxybenzoïque ;
 Acide 2-butoxy-4-{6-[2-(7-fluoro-4-méthoxy-2-méthyl-indol-1-yl)-éthylamino]-pyrimidin-4-yl}-benzoïque ;
 {6-[4-(2-Amino-oxazol-5-yl)-phényl]-pyrimidin-4-yl}-[2-(6,7-difluoro-4-méthoxy-2-méthyl-indol-1-yl)-éthyl]-amine ;

35 [2-(6,7-Difluoro-4-méthoxy-2-méthyl-indol-1-yl)-éthyl]-{6-[4-(2-méthyl-1H-imidazol-4-yl)-phényl]-pyrimidin-4-yl}-amine ;
 [2-(6-Fluoro-4-méthoxy-2-méthyl-indol-1-yl)-éthyl]-{6-[4-(5-méthylamino-[1,3,4]thiadiazol-2-yl)-phényl]-pyrimidin-4-yl}-amine ;
 {6-[3-Éthoxy-4-(1H-tétrazol-5-yl)-phényl]-pyrimidin-4-yl}-[2-(7-fluoro-4-méthoxy-2-méthyl-indol-1-yl)-éthyl]-amine ;
 {6-[3-Éthylamino-4-(1H-tétrazol-5-yl)-phényl]-pyrimidin-4-yl}-[2-(7-fluoro-4-méthoxy-2-méthyl-indol-1-yl)-éthyl]-amine ;
 [2-(7-Chloro-4-méthoxy-2-méthyl-indol-1-yl)-éthyl]-{6-[3-éthylamino-4-(1H-tétrazol-5-yl)-phényl]-pyrimidin-4-yl}-amine ;

40 {6-[3-Éthylamino-4-(1H-tétrazol-5-yl)-phényl]-pyrimidin-4-yl}-[2-(4-méthoxy-2-méthyl-indol-1-yl)-éthyl]-amine ;
 {6-[3-Éthylamino-4-(1H-tétrazol-5-yl)-phényl]-pyrimidin-4-yl}-[2-(7-fluoro-2,4-diméthyl-indol-1-yl)-éthyl]-amine ;

45 Acide 3-butoxy-5-{6-[2-(6-fluoro-4-méthoxy-2-méthyl-indol-1-yl)-éthylamino]-pyrimidin-4-yl}-thiophén-2-carboxylique ;
 Acide 3-butoxy-5-{6-[2-(7-fluoro-4-méthoxy-2-méthyl-indol-1-yl)-éthylamino]-pyrimidin-4-yl}-thiophén-2-carboxylique ;
 Acide 5-{6-[2-(6-fluoro-4-méthoxy-2-méthyl-indol-1-yl)-éthylamino]-pyrimidin-4-yl}-3-propoxy-thiophén-2-carboxylique ;

50 Acide 5-{6-[2-(7-fluoro-4-méthoxy-2-méthyl-indol-1-yl)-éthylamino]-pyrimidin-4-yl}-3-isopropoxy-thiophén-2-carboxylique ;
 Acide 5-{6-[2-(6-fluoro-4-méthoxy-2-méthyl-indol-1-yl)-éthylamino]-pyrimidin-4-yl}-3-isopropoxy-thiophén-2-carboxylique ;

- Acide 5-{6-[2-(7-fluoro-4-méthoxy-2-méthyl-indol-1-yl)-éthylamino]-pyrimidin-4-yl}-3-propoxy-thiophén-2-carboxylique ;
3-(4-{6-[2-(6,7-Difluoro-4-méthoxy-2-méthyl-indol-1-yl)-éthylamino]-pyrimidin-4-yl}-phényl)-4H-[1,2,4]oxadiazol-5-one ;
- 5 Acide 2-chloro-4-{6-[2-(7-fluoro-4-méthoxy-2-méthyl-indol-1-yl)-éthylamino]-pyrimidin-4-yl}-6-isobutoxy-benzoïque ;
[2-(7-Fluoro-4-méthoxy-2-méthyl-indol-1-yl)-éthyl]-[6-(1H-indol-5-yl)-pyrimidin-4-yl]-amine ;
[2-(6,7-Difluoro-4-méthoxy-2-méthyl-indol-1-yl)-éthyl]-[6-(1H-indol-5-yl)-pyrimidin-4-yl]-amine ;
6-{6-[2-(7-Fluoro-4-méthoxy-2-méthyl-indol-1-yl)-éthylamino]-pyrimidin-4-yl}-1,2-dihydro-indazol-3-one ;
- 10 Acide 4-{6-[2-(2-chloro-7-fluoro-4-méthoxy-indol-1-yl)-éthylamino]-pyrimidin-4-yl}-2-éthoxy-benzoïque ;
Acide 5-{6-[2-(2-chloro-7-fluoro-4-méthoxy-indol-1-yl)-éthylamino]-pyrimidin-4-yl}-3-éthoxy-thiophén-2-carboxylique ;
Acide 5-{6-[2-(4-bromo-2-méthyl-indol-1-yl)-éthylamino]-pyrimidin-4-yl}-3-éthoxy-thiophén-2-carboxylique ;
[2-(7-Fluoro-4-méthoxy-2-méthyl-indol-1-yl)-éthyl]-[6-[5-(1H-tétrazol-5-yl)-thiophén-2-yl]-pyrimidin-4-yl]-amine ;
- 15 Acide 5-{6-[2-(6-fluoro-4-méthoxy-2-méthyl-indol-1-yl)-éthylamino]-pyrimidin-4-yl}-3-hydroxy-thiophén-2-carboxylique ;
Acide 5-{6-[2-(2-cyano-7-fluoro-4-méthoxy-indol-1-yl)-éthylamino]-pyrimidin-4-yl}-3-isopropoxy-thiophén-2-carboxylique ;
- 20 1-(2-{6-[3-Éthoxy-4-(1H-tétrazol-5-yl)-phényl]-pyrimidin-4-ylamino}-éthyl)-7-fluoro-4-méthoxy-1H-indol-2-carbonitrile ;
Acide 5-{6-[2-(2-cyano-7-fluoro-4-méthoxy-indol-1-yl)-éthylamino]-pyrimidin-4-yl}-3-trifluorométhyl-thiophén-2-carboxylique ;
Acide 5-{6-[2-(2-cyano-7-fluoro-4-méthoxy-indol-1-yl)-éthylamino]-pyrimidin-4-yl}-3-éthoxy-thiophén-2-carboxylique ;
- 25 Acide 5-{6-[2-(2-cyano-7-fluoro-4-méthoxy-indol-1-yl)-éthylamino]-pyrimidin-4-yl}-3-fluoro-thiophén-2-carboxylique ;
Acide 4-{6-[2-(2-cyano-7-fluoro-4-méthoxy-indol-1-yl)-éthylamino]-pyrimidin-4-yl}-2-éthoxy-benzoïque ;
Acide (4-{6-[2-(2-cyano-7-fluoro-4-méthoxy-indol-1-yl)-éthylamino]-pyrimidin-4-yl}-2-éthoxy-phénoxy)-acétique ;
- 30 N-(5-{6-[2-(2-Cyano-7-fluoro-4-méthoxy-indol-1-yl)-éthylamino]-pyrimidin-4-yl}-3-éthoxy-thiophén-2-carbonyl)-méthanesulfonamide ;
Acide (2-éthoxy-4-{6-[2-(7-fluoro-4-méthoxy-2-méthyl-indol-1-yl)-éthylamino]-pyrimidin-4-yl}-phénoxy)-acétique ;
- 35 Acide (2-éthoxy-4-{6-[2-(7-fluoro-4-méthoxy-2-méthyl-indol-1-yl)-éthylamino]-pyrimidin-4-yl}-phénylamino)-acétique ;
Acide 5-{6-[2-(2-cyano-4-méthoxy-indol-1-yl)-éthylamino]-pyrimidin-4-yl}-3-éthoxy-thiophén-2-carboxylique ;
N-(5-{6-[2-(2-Cyano-7-fluoro-4-méthoxy-indol-1-yl)-éthylamino]-pyrimidin-4-yl}-3-éthoxy-thiophén-2-carbonyl)-benzènesulfonamide ;
- 40 (5-{6-[2-(2-Cyano-7-fluoro-4-méthoxy-indol-1-yl)-éthylamino]-pyrimidin-4-yl}-3-éthoxy-thiophén-2-carbonyl)-amide de l'acide propan-2-sulfonique ;
(5-{6-[2-(2-Cyano-7-fluoro-4-méthoxy-indol-1-yl)-éthylamino]-pyrimidin-4-yl}-3-éthoxy-thiophén-2-carbonyl)-amide de l'acide cyclopropanesulfonique ;
Méthylamide de l'acide 5-{6-[2-(2-cyano-7-fluoro-4-méthoxy-indol-1-yl)-éthylamino]-pyrimidin-4-yl}-3-éthoxy-thiophén-2-carboxylique ;
- 45 (5-{6-[2-(2-Cyano-7-fluoro-4-méthoxy-indol-1-yl)-éthylamino]-pyrimidin-4-yl}-3-éthoxy-thiophén-2-carbonyl)-amide de l'acide éthanesulfonique ;
7-Fluoro-1-(2-{6-[4-(1H-imidazol-4-yl)-3-méthoxy-phényl]-pyrimidin-4-ylamino}-éthyl)-4-méthoxy-1H-indol-2-carbonitrile ;
- 50 7-Fluoro-4-méthoxy-1-(2-{6-[4-(5-méthyl-1H-imidazol-4-yl)-phényl]-pyrimidin-4-ylamino}-éthyl)-1H-indol-2-carbonitrile ;
1-(2-{6-[3-Éthoxy-4-((5-oxo-4,5-dihydro-[1,2,4]oxadiazol-3-yl)-phényl)-pyrimidin-4-ylamino}-éthyl)-7-fluoro-4-méthoxy-1H-indol-2-carbonitrile ;
1-(2-{6-[4-(2,5-Diméthyl-1H-imidazol-4-yl)-phényl]-pyrimidin-4-ylamino}-éthyl)-7-fluoro-4-méthoxy-1H-indol-2-carbonitrile ;
- 55 1-{2-[6-(3-Éthyl-4-hydroxy-phényl)-pyrimidin-4-ylamino]-éthyl}-7-fluoro-4-méthoxy-1H-indol-2-carbonitrile ;
1-(2-{6-[4-(1,5-Diméthyl-1H-imidazol-4-yl)-phényl]-pyrimidin-4-ylamino}-éthyl)-7-fluoro-4-méthoxy-1H-indol-2-carbonitrile ;

1-(2-{6-[4-(1,2-Diméthyl-1*H*-imidazol-4-yl)-phényl]-pyrimidin-4-ylamino}-éthyl)-7-fluoro-4-méthoxy-1*H*-indol-2-carbonitrile ;
 7-Fluoro-1-(2-{6-[4-((5-oxo-4,5-dihydro-[1,2,4]oxadiazol-3-yl)-phényl)-pyrimidin-4-ylamino]-éthyl)-4-méthoxy-1*H*-indol-2-carbonitrile ;
 5 7-Fluoro-1-(2-{6-[5-(3-hydroxy-oxétan-3-yl)-4-méthoxy-thiophén-2-yl]-pyrimidin-4-ylamino}-éthyl)-4-méthoxy-1*H*-indol-2-carbonitrile ;
 1-(2-{6-[4-(2-Cyclopropyl-1-méthyl-1*H*-imidazol-4-yl)-phényl]-pyrimidin-4-ylamino}-éthyl)-7-fluoro-4-méthoxy-1*H*-indol-2-carbonitrile ;
 Acide (4-{6-[2-(2-cyano-7-fluoro-4-méthoxy-indol-1-yl)-éthylamino]-pyrimidin-4-yl}-2-trifluorométhoxy-phénoxy)-acétique ;
 10 7-Fluoro-1-(2-{6-[4-(3*H*-imidazol-4-yl)-phényl]-pyrimidin-4-ylamino}-éthyl)-4-méthoxy-1*H*-indol-2-carbonitrile ;
 3-(2-Éthoxy-4-{6-[2-(7-fluoro-4-méthoxy-2-méthyl-indol-1-yl)-éthylamino]-pyrimidin-4-yl}-phényl)-[1,2,4]oxadiazol-5(4*H*)-one ;
 7-Fluoro-1-(2-{6-[4-(3-oxo-2,3-dihydro-1,2,4-oxadiazol-5-yl)-phényl]-pyrimidin-4-ylamino}-éthyl)-4-méthoxy-1*H*-indol-2-carbonitrile ;
 15 Acide 5-{6-[2-(7-fluoro-4-méthoxy-2-méthyl-indol-1-yl)-éthylamino]-pyrimidin-4-yl}-3-(2,2,2-trifluoro-éthoxy)-thiophén-2-carboxylique ;
 Acide (4-{6-[2-(2-cyano-7-fluoro-4-méthoxy-indol-1-yl)-éthylamino]-pyrimidin-4-yl}-2-éthyl-phénoxy)-acétique ;
 3-(2-Éthoxy-4-{6-[2-(6-fluoro-2,4-diméthyl-indol-1-yl)-éthylamino]-pyrimidin-4-yl}-phényl)-[1,2,4]oxadiazol-5(4*H*)-one ;
 20 Acide 2-butoxy-6-chloro-4-(6-((2-(7-fluoro-4-méthoxy-2-méthyl-1*H*-indol-1-yl)éthyl-1,1,2,2-*d*4)amino)pyrimidin-4-yl)benzoïque ;
 Acide 5-{6-[2-(7-chloro-5-fluoro-2,4-diméthyl-indol-1-yl)-éthylamino]-pyrimidin-4-yl}-3-éthoxy-thiophén-2-carboxylique ;
 25 Acide 5-{6-[2-(6-fluoro-4-méthoxy-2-méthyl-indol-1-yl)-éthylamino]-pyrimidin-4-yl}-3-(2,2,2-trifluoro-éthoxy)-thiophén-2-carboxylique ;
 Acide 2-(2-éthoxy-4-{6-[2-(7-fluoro-4-méthoxy-2-méthyl-indol-1-yl)-éthylamino]-pyrimidin-4-yl}-phénylamino)-propionique ;
 Acide 5-{6-[2-(2-cyano-3-fluoro-indol-1-yl)-éthylamino]-pyrimidin-4-yl}-3-trifluorométhyl-thiophén-2-carboxylique ;
 30 Acide 5-{6-[2-(2-cyano-7-fluoro-4-méthyl-indol-1-yl)-éthylamino]-pyrimidin-4-yl}-3-fluoro-thiophén-2-carboxylique ;
 7-Fluoro-1-(2-{6-[4-(3-hydroxy-isoxazol-5-yl)-phényl]-pyrimidin-4-ylamino}-éthyl)-4-méthoxy-1*H*-indol-2-carbonitrile ;
 35 Acide *N*-(4-{6-[2-(2-cyano-7-fluoro-4-méthoxy-indol-1-yl)-éthylamino]-pyrimidin-4-yl}-2-éthoxy-phényl)-oxalamique ;
 7-Fluoro-1-(2-{6-[4-(3-hydroxy-isoxazol-5-yl)-3-méthoxy-phényl]-pyrimidin-4-ylamino}-éthyl)-4-méthoxy-1*H*-indol-2-carbonitrile ;
 Acide 5-{6-[2-(2-cyano-7-fluoro-4-méthyl-indol-1-yl)-éthylamino]-pyrimidin-4-yl}-3-trifluorométhyl-thiophén-2-carboxylique ;
 40 Acide (4-{6-[2-(2-cyano-7-fluoro-4-méthoxy-indol-1-yl)-éthylamino]-pyrimidin-4-yl}-2-éthoxy-phénylamino)-acétique ;
 1-(2-{6-[4-(2-Cyclopropyl-1*H*-imidazol-4-yl)-phényl]-pyrimidin-4-ylamino}-éthyl)-7-fluoro-4-méthoxy-1*H*-indol-2-carbonitrile ;
 45 Acide 5-{6-[2-(6-chloro-7-fluoro-4-méthoxy-2-méthyl-indol-1-yl)-éthylamino]-pyrimidin-4-yl}-3-éthoxy-thiophén-2-carboxylique ;
 Acide (4-{6-[2-(2-cyano-4-méthoxy-indol-1-yl)-éthylamino]-pyrimidin-4-yl}-2-éthoxy-phénylamino)-acétique ;
 7-Fluoro-1-(2-{6-[4-(4-hydroxy-3-trifluorométhoxy-phényl)-pyrimidin-4-ylamino]-éthyl)-4-méthoxy-1*H*-indol-2-carbonitrile ;
 50 1-(2-{6-[3-Chloro-4-hydroxy-phényl]-pyrimidin-4-ylamino}-éthyl)-7-fluoro-4-méthoxy-1*H*-indol-2-carbonitrile ;
 Acide 5-{6-[2-(4,6-dichloro-7-fluoro-2-méthyl-indol-1-yl)-éthylamino]-pyrimidin-4-yl}-3-éthoxy-thiophén-2-carboxylique ;
 Acide 5-{6-[2-(6-chloro-4-méthoxy-2-méthyl-indol-1-yl)-éthylamino]-pyrimidin-4-yl}-3-isopropoxy-thiophén-2-carboxylique ;
 55 Acide (4-{6-[2-(2-cyano-4-méthoxy-indol-1-yl)-éthylamino]-pyrimidin-4-yl}-2-éthoxy-phénoxy)-acétique ;
 Acide 5-{6-[2-(6-chloro-4-méthoxy-2-méthyl-indol-1-yl)-éthylamino]-pyrimidin-4-yl}-3-éthoxy-thiophén-2-carboxylique ;
 Acide 2-butoxy-4-{6-[2-(2-cyano-7-fluoro-4-méthoxy-indol-1-yl)-éthylamino]-pyrimidin-4-yl}-benzoïque ;

- 4-{6-[2-(7-Fluoro-4-méthoxy-2-méthyl-indol-1-yl)-éthylamino]-pyrimidin-4-yl}-2-trifluorométhoxy-phénol ;
 Acide 3-éthoxy-5-{6-[2-(3-fluoro-2-méthyl-indol-1-yl)-éthylamino]-pyrimidin-4-yl}-thiophén-2-carboxylique ;
 Acide 5-{6-[2-(2-cyano-3-fluoro-indol-1-yl)-éthylamino]-pyrimidin-4-yl}-3-éthoxy-thiophén-2-carboxylique ;
 Acide (2-éthoxy-4-{6-[2-(7-fluoro-2,4-diméthyl-indol-1-yl)-éthylamino]-pyrimidin-4-yl}-phénylamino)-acétique ;
 5 Acide 2-butoxy-4-{6-[2-(6,7-difluoro-4-méthoxy-2-méthyl-indol-1-yl)-éthylamino]-pyrimidin-4-yl}-benzoïque ;
 Acide 5-{6-[2-(2,4-diméthyl-indol-1-yl)-éthylamino]-pyrimidin-4-yl}-3-isopropoxy-thiophén-2-carboxylique ;
 Acide 5-{6-[2-(2,4-diméthyl-indol-1-yl)-éthylamino]-pyrimidin-4-yl}-3-éthoxy-thiophén-2-carboxylique ;
 3-(2-Éthoxy-4-{6-[2-(4-méthoxy-2-méthyl-indol-1-yl)-éthylamino]-pyrimidin-4-yl}-phényl)-[1,2,4]oxadiazol-
 5(4*H*)-one ;
 10 Acide 5-{6-[2-(4,6-dichloro-2-cyano-indol-1-yl)-éthylamino]-pyrimidin-4-yl}-3-éthoxy-thiophén-2-carboxylique ;
 Acide 5-{6-[2-(2-cyano-5,6-difluoro-4-méthyl-indol-1-yl)-éthylamino]-pyrimidin-4-yl}-3-éthoxy-thiophén-2-
 carboxylique ;
 Acide 5-{6-[2-(2-cyano-7-fluoro-4-méthyl-indol-1-yl)-éthylamino]-pyrimidin-4-yl}-3-éthoxy-thiophén-2-
 carboxylique ;
 15 Acide 5-{6-[2-(2-cyano-7-fluoro-indol-1-yl)-éthylamino]-pyrimidin-4-yl}-3-éthoxy-thiophén-2-carboxylique ;
 Acide (4-{6-[2-(2-cyano-7-fluoro-4-méthyl-indol-1-yl)-éthylamino]-pyrimidin-4-yl}-2-éthoxy-phénoxy)-acétique ;
 Acide (4-{6-[2-(2-cyano-7-fluoro-indol-1-yl)-éthylamino]-pyrimidin-4-yl}-2-éthoxy-phénylamino)-acétique ;
 1-{2-[6-(3-Éthoxy-4-hydroxy-phényl)-pyrimidin-4-ylamino]-éthyl}-7-fluoro-4-méthoxy-1*H*-indol-2-carbonitrile ;
 Amide de l'acide 5-{6-[2-(2-cyano-7-fluoro-4-méthoxy-indol-1-yl)-éthylamino]-pyrimidin-4-yl}-thiophén-2-
 20 carboxylique ;
 Acide 5-{6-[2-(2-cyano-4-méthoxy-indol-1-yl)-éthylamino]-pyrimidin-4-yl}-3-fluoro-thiophén-2-carboxylique ;
 Acide 5-{6-[2-(4-chloro-2-cyano-6,7-difluoro-indol-1-yl)-éthylamino]-pyrimidin-4-yl}-3-fluoro-thiophén-2-
 carboxylique ;
 Acide 2-butoxy-4-{6-[2-(2-cyano-7-fluoro-4-méthoxy-indol-1-yl)-éthylamino]-pyrimidin-4-yl}-6-fluoro-
 25 benzoïque ;
 Acide 2-butoxy-6-chloro-4-{6-[2-(2-cyano-7-fluoro-4-méthoxy-indol-1-yl)-éthylamino]-pyrimidin-4-
 yl}-benzoïque ;
 Acide 2-chloro-4-{6-[2-(2-cyano-7-fluoro-4-méthoxy-indol-1-yl)-éthylamino]-pyrimidin-4-yl}-6-propoxy-
 benzoïque ;
 30 Acide 4-{6-[2-(2-cyano-7-fluoro-4-méthoxy-indol-1-yl)-éthylamino]-pyrimidin-4-yl}-2-fluoro-6-propoxy-
 benzoïque ;
 Acide 5-{6-[2-(4-chloro-2-cyano-indol-1-yl)-éthylamino]-pyrimidin-4-yl}-3-éthoxy-thiophén-2-carboxylique ;
 Acide 5-{6-[2-(2-cyano-4-méthoxy-indol-1-yl)-éthylamino]-pyrimidin-4-yl}-3-trifluorométhyl-thiophén-2-
 carboxylique ;
 35 Acide 5-{6-[2-(4-chloro-2-cyano-indol-1-yl)-éthylamino]-pyrimidin-4-yl}-3-trifluorométhyl-thiophén-2-
 carboxylique ;
 Acide 5-{6-[2-(4-chloro-2-cyano-6,7-difluoro-indol-1-yl)-éthylamino]-pyrimidin-4-yl}-3-trifluorométhyl-thiophén-
 2-carboxylique ;
 Acide 2-chloro-4-{6-[2-(2-cyano-7-fluoro-4-méthoxy-indol-1-yl)-éthylamino]-pyrimidin-4-yl}-6-isobutoxy-
 40 benzoïque ;
 Acide (4-{6-[2-(4-chloro-2-cyano-indol-1-yl)-éthylamino]-pyrimidin-4-yl}-2-éthoxy-phénylamino)-acétique ;
 Acide (4-{6-[2-(4-chloro-2-cyano-6,7-difluoro-indol-1-yl)-éthylamino]-pyrimidin-4-yl}-2-éthoxy-
 phénylamino)-acétique ;
 Acide 4-{6-[2-(2-cyano-7-fluoro-4-méthoxy-indol-1-yl)-éthylamino]-pyrimidin-4-yl}-2-difluorométhoxy-
 45 benzoïque ;
 7-Fluoro-4-méthoxy-1-{2-[6-(1-méthyl-2-oxo-1,2,3,4-tétrahydro-quinazolin-7-yl)-pyrimidin-4-ylamino]-éthyl}-
 1*H*-indol-2-carbonitrile ;
 7-Fluoro-4-méthoxy-1-{2-[6-(1-méthyl-3-oxo-2,3-dihydro-1*H*-indazol-6-yl)-pyrimidin-4-ylamino]-éthyl}-1*H*-in-
 dol-2-carbonitrile ;
 50 Acide 3-{6-[2-(2-cyano-7-fluoro-4-méthoxy-indol-1-yl)-éthylamino]-pyrimidin-4-yl}-5-éthylsulfanyl-benzoïque ;
 7-Fluoro-4-méthoxy-1-(2-{6-[4-(3*H*-[1,2,3]triazol-4-yl)-phényl]-pyrimidin-4-ylamino)-éthyl)-1*H*-indol-2-
 carbonitrile ;
 Acide 3-(3-{6-[2-(2-cyano-7-fluoro-4-méthoxy-indol-1-yl)-éthylamino]-pyrimidin-4-yl}-5-éthoxy-
 phénoxy)-propionique ;
 55 Acide 3-(4-{6-[2-(2-cyano-7-fluoro-4-méthoxy-indol-1-yl)-éthylamino]-pyrimidin-4-yl}-2-éthoxy-
 phénoxy)-propionique ;
 Acide 4-{6-[2-(2-cyano-7-fluoro-4-méthoxy-indol-1-yl)-éthylamino]-pyrimidin-4-yl}-2-éthoxy-3-fluoro-
 benzoïque ;

- 4-{6-[2-(2-Cyano-7-fluoro-4-méthoxy-indol-1-yl)-éthylamino]-pyrimidin-4-yl}-2-éthoxy-benzènesulfonamide ;
 1-(2-{6-[3-Éthoxy-4-(3*H*-[1,2,3]triazol-4-yl)-phényl]-pyrimidin-4-ylamino}-éthyl)-7-fluoro-4-méthoxy-1*H*-indol-2-carbonitrile ;
 Acide 3-(5-{6-[2-(2-cyano-7-fluoro-4-méthoxy-indol-1-yl)-éthylamino]-pyrimidin-4-yl}-3-éthoxy-thiophén-2-yl)-propionique ;
 7-Fluoro-1-(2-{6-[4-(2-hydroxy-3,4-dioxo-cyclobut-1-ényl)-phényl]-pyrimidin-4-ylamino}-éthyl)-4-méthoxy-1*H*-indol-2-carbonitrile ;
 Acide 4-{6-[2-(2-cyano-7-fluoro-4-méthoxy-indol-1-yl)-éthylamino]-pyrimidin-4-yl}-2-éthoxy-phényl)-oxo-acétique ;
 Acide 4-{6-[2-(2-cyano-7-fluoro-4-méthoxy-indol-1-yl)-éthylamino]-pyrimidin-4-yl}-2-propylsulfanyl-benzoïque ;
 Acide 4-{6-[2-(2-cyano-6-fluoro-4-méthoxy-indol-1-yl)-éthylamino]-pyrimidin-4-yl}-2-propylsulfanyl-benzoïque ;
 Acide 4-{6-[2-(2-cyano-7-fluoro-4-méthoxy-indol-1-yl)-éthylamino]-pyrimidin-4-yl}-2-isopropylsulfanyl-benzoïque ;
 Acide 4-{6-[2-(2-cyano-6-fluoro-4-méthoxy-indol-1-yl)-éthylamino]-pyrimidin-4-yl}-2-isopropylsulfanyl-benzoïque ;
 Acide 4-{6-[2-(2-cyano-7-fluoro-4-méthoxy-indol-1-yl)-éthylamino]-pyrimidin-4-yl}-2-fluoro-6-propyl-benzoïque ;
 Acide 5-{6-[2-(2-cyano-5,7-difluoro-4-méthyl-indol-1-yl)-éthylamino]-pyrimidin-4-yl}-3-éthoxy-thiophén-2-carboxylique ;
 Acide 5-{6-[2-(2-cyano-6,7-difluoro-4-méthyl-indol-1-yl)-éthylamino]-pyrimidin-4-yl}-3-éthoxy-thiophén-2-carboxylique ;
 Acide 5-{6-[2-(2-cyano-6,7-difluoro-4-méthoxy-indol-1-yl)-éthylamino]-pyrimidin-4-yl}-3-éthoxy-thiophén-2-carboxylique ;
 Acide 4-{6-[2-(2-cyano-6,7-difluoro-4-méthoxy-indol-1-yl)-éthylamino]-pyrimidin-4-yl}-2-éthoxy-phénoxy)-acétique ;
 Acide 4-{6-[2-(2-cyano-6,7-difluoro-4-méthoxy-indol-1-yl)-éthylamino]-pyrimidin-4-yl}-2-éthoxy-phénylamino)-acétique ;
 Acide 4-{6-[2-(2-cyano-7-fluoro-4-méthoxy-indol-1-yl)-éthylamino]-pyrimidin-4-yl}-2-propyl-benzoïque ;
 Acide 4-{6-[2-(2-cyano-7-fluoro-4-méthoxy-indol-1-yl)-éthylamino]-pyrimidin-4-yl}-2-éthyl-benzoïque ;
 Acide 4-{6-[2-(2-cyano-7-fluoro-4-méthoxy-indol-1-yl)-éthylamino]-pyrimidin-4-yl}-2-isobutoxy-benzoïque ;
 Acide 4-{6-[2-(2-cyano-7-fluoro-4-méthoxy-indol-1-yl)-éthylamino]-pyrimidin-4-yl}-2-propoxy-benzoïque ;
 Acide 4-{6-[2-(2-cyano-7-fluoro-4-méthyl-indol-1-yl)-éthylamino]-pyrimidin-4-yl}-2-éthylsulfanyl-benzoïque ;
 Acide 4-{6-[2-(2-cyano-4-méthoxy-indol-1-yl)-éthylamino]-pyrimidin-4-yl}-2-éthylsulfanyl-benzoïque ;
 Acide 4-{6-[2-(2-cyano-7-fluoro-4-méthoxy-indol-1-yl)-éthylamino]-pyrimidin-4-yl}-2-éthylsulfanyl-benzoïque ;
 Acide 4-{6-[2-(2-cyano-6-fluoro-4-méthoxy-indol-1-yl)-éthylamino]-pyrimidin-4-yl}-2-éthylsulfanyl-benzoïque ;
 Acide 4-{6-[2-(2-cyano-6,7-difluoro-4-méthoxy-indol-1-yl)-éthylamino]-pyrimidin-4-yl}-2-éthylsulfanyl-benzoïque ;
 Acide 4-{6-[2-(2-cyano-6,7-difluoro-4-méthyl-indol-1-yl)-éthylamino]-pyrimidin-4-yl}-2-éthoxy-benzoïque ;
 Acide 4-{6-[2-(2-cyano-4-méthoxy-indol-1-yl)-éthylamino]-pyrimidin-4-yl}-2-méthylamino-benzoïque ;
 Acide 2-{6-[2-(2-cyano-7-fluoro-4-méthoxy-indol-1-yl)-éthylamino]-pyrimidin-4-yl}-1*H*-indol-5-carboxylique ;
 7-Fluoro-1-{2-[6-(1*H*-indol-2-yl)-pyrimidin-4-ylamino]-éthyl}-4-méthoxy-1*H*-indol-2-carbonitrile ;
 Ester méthylique de l'acide 2-{6-[2-(2-cyano-7-fluoro-4-méthoxy-indol-1-yl)-éthylamino]-pyrimidin-4-yl}-1*H*-indol-5-carboxylique ;
 7-Fluoro-1-(2-{6-[4-(2-hydroxy-éthoxy)-phényl]-pyrimidin-4-ylamino}-éthyl)-4-méthoxy-1*H*-indol-2-carbonitrile ;
 7-Fluoro-1-{2-[6-(1*H*-indol-6-yl)-pyrimidin-4-ylamino]-éthyl}-4-méthoxy-1*H*-indol-2-carbonitrile ;
 7-Fluoro-4-méthoxy-1-{2-[6-(1*H*-pyrrolo[2,3-*c*]pyridin-3-yl)-pyrimidin-4-ylamino]-éthyl}-1*H*-indol-2-carbonitrile ;
 7-Fluoro-1-{2-[6-(1*H*-indol-3-yl)-pyrimidin-4-ylamino]-éthyl}-4-méthoxy-1*H*-indol-2-carbonitrile ;
 7-Fluoro-4-méthoxy-1-{2-[6-(2-oxo-1,2,3,4-tétrahydro-quinazolin-6-yl)-pyrimidin-4-ylamino]-éthyl}-1*H*-indol-2-carbonitrile ;
 N-(4-{6-[2-(2-Cyano-7-fluoro-4-méthoxy-indol-1-yl)-éthylamino]-pyrimidin-4-yl}-phényl)-formamide ;
 7-Fluoro-4-méthoxy-1-{2-[6-(2-oxo-2,3-dihydro-benzooxazol-6-yl)-pyrimidin-4-ylamino]-éthyl}-1*H*-indol-2-carbonitrile ;
 7-Fluoro-4-méthoxy-1-{2-[6-(3-méthyl-2-oxo-2,3-dihydro-benzooxazol-5-yl)-pyrimidin-4-ylamino]-éthyl}-1*H*-indol-2-carbonitrile ;
 7-Fluoro-1-{2-[6-(1*H*-indazol-5-yl)-pyrimidin-4-ylamino]-éthyl}-4-méthoxy-1*H*-indol-2-carbonitrile ;
 7-Fluoro-4-méthoxy-1-{2-[6-(1*H*-pyrrolo[2,3-*b*]pyridin-3-yl)-pyrimidin-4-ylamino]-éthyl}-1*H*-indol-2-carbonitrile ;
 7-Fluoro-4-méthoxy-1-{2-[6-(1*H*-pyrrolo[2,3-*b*]pyridin-5-yl)-pyrimidin-4-ylamino]-éthyl}-1*H*-indol-2-carbonitrile ;

7-Fluoro-4-méthoxy-1-{2-[6-(1-méthyl-1*H*-pyrrolo[2,3-*b*]pyridin-5-yl)-pyrimidin-4-ylamino]-éthyl}-1*H*-indol-2-carbonitrile ;
 1-(4-{6-[2-(2-Cyano-7-fluoro-4-méthoxy-indol-1-yl)-éthylamino]-pyrimidin-4-yl}-2-méthoxy-phényl)-3-éthyl-urée ;
 1-{2-[6-(1*H*-Benzoimidazol-5-yl)-pyrimidin-4-ylamino]-éthyl}-7-fluoro-4-méthoxy-1*H*-indol-2-carbonitrile ;
 1-{2-[6-(3*H*-Benzotriazol-5-yl)-pyrimidin-4-ylamino]-éthyl}-7-fluoro-4-méthoxy-1*H*-indol-2-carbonitrile ;
 7-Fluoro-4-méthoxy-1-{2-[6-(1-oxo-1,2,3,4-tétrahydro-isoquinoléin-6-yl)-pyrimidin-4-ylamino]-éthyl}-1*H*-indol-2-carbonitrile ;
 1-{2-[6-(3-Éthoxy-4-formyl-phényl)-pyrimidin-4-ylamino]-éthyl}-7-fluoro-4-méthoxy-1*H*-indol-2-carbonitrile ;
 7-Fluoro-1-{2-[6-(1*H*-indol-5-yl)-pyrimidin-4-ylamino]-éthyl}-4-méthoxy-1*H*-indol-2-carbonitrile ;
 Ester méthylique de l'acide 4-{6-[2-(2-cyano-7-fluoro-4-méthoxy-indol-1-yl)-éthylamino]-pyrimidin-4-yl}-2-fluoro-benzoïque ;
 7-Fluoro-1-{2-[6-(4-hydroxy-3-trifluorométhyl-phényl)-pyrimidin-4-ylamino]-éthyl}-4-méthoxy-1*H*-indol-2-carbonitrile ;
 Acide 3-{6-[2-(2-cyano-7-fluoro-4-méthoxy-indol-1-yl)-éthylamino]-pyrimidin-4-yl}-5-éthoxy-benzoïque ;
 Ester éthylique de l'acide 5-{6-[2-(2-cyano-7-fluoro-4-méthoxy-indol-1-yl)-éthylamino]-pyrimidin-4-yl}-thiophén-3-carboxylique ;
 Acide 4-{6-[2-(2-cyano-7-fluoro-4-méthoxy-indol-1-yl)-éthylamino]-pyrimidin-4-yl}-2-méthylamino-benzoïque ;
 Acide 4-{6-[2-(5,7-difluoro-2,4-diméthyl-indol-1-yl)-éthylamino]-pyrimidin-4-yl}-2-méthylamino-benzoïque ;
 Acide 3-(5-{6-[2-(7-fluoro-4-méthoxy-2-méthyl-indol-1-yl)-éthylamino]-pyrimidin-4-yl}-3-isopropoxy-thiophén-2-yl)-propionique ;
 Acide 3-(3-éthoxy-5-{6-[2-(7-fluoro-4-méthoxy-2-méthyl-indol-1-yl)-éthylamino]-pyrimidin-4-yl}-thiophén-2-yl)-propionique ;
 Acide (*E*)-3-(3-éthoxy-5-{6-[2-(7-fluoro-4-méthoxy-2-méthyl-indol-1-yl)-éthylamino]-pyrimidin-4-yl}-thiophén-2-yl)-acrylique ;
 Acide 4-{6-[2-(6-fluoro-4-méthoxy-2-méthyl-indol-1-yl)-éthylamino]-pyrimidin-4-yl}-2-méthylamino-benzoïque ;
 Acide 3-chloro-5-{6-[2-(4-chloro-2-cyano-indol-1-yl)-éthylamino]-pyrimidin-4-yl}-thiophén-2-carboxylique ;
 Acide 3-chloro-5-{6-[2-(4-chloro-2-cyano-6,7-difluoro-indol-1-yl)-éthylamino]-pyrimidin-4-yl}-thiophén-2-carboxylique ;
N-(3-Éthoxy-5-{6-[2-(7-fluoro-4-méthoxy-2-méthyl-indol-1-yl)-éthylamino]-pyrimidin-4-yl}-thiophén-2-carbonyl)-méthanesulfonamide ;
 Éthylamide de l'acide 5-{6-[2-(2-cyano-7-fluoro-4-méthoxy-indol-1-yl)-éthylamino]-pyrimidin-4-yl}-3-éthoxy-thiophén-2-carboxylique ;
 Diméthylamide de l'acide 5-{6-[2-(2-cyano-7-fluoro-4-méthoxy-indol-1-yl)-éthylamino]-pyrimidin-4-yl}-3-éthoxy-thiophén-2-carboxylique ;
 (2-Hydroxy-éthyl)-amide de l'acide 5-{6-[2-(2-cyano-7-fluoro-4-méthoxy-indol-1-yl)-éthylamino]-pyrimidin-4-yl}-3-éthoxy-thiophén-2-carboxylique ;
 Isopropylamide de l'acide 5-{6-[2-(2-cyano-7-fluoro-4-méthoxy-indol-1-yl)-éthylamino]-pyrimidin-4-yl}-3-éthoxy-thiophén-2-carboxylique ;
 (2-Méthoxy-éthyl)-amide de l'acide 5-{6-[2-(2-cyano-7-fluoro-4-méthoxy-indol-1-yl)-éthylamino]-pyrimidin-4-yl}-3-éthoxy-thiophén-2-carboxylique ;
 5-(6-((2-(2-Cyano-7-fluoro-4-méthoxy-1*H*-indol-1-yl)éthyl)amino)pyrimidin-4-yl)-3-éthoxy-*N*-sulfamoylthiophén-2-carboxamide ;
 Hydroxyamide de l'acide 5-{6-[2-(2-cyano-7-fluoro-4-méthoxy-indol-1-yl)-éthylamino]-pyrimidin-4-yl}-3-éthoxy-thiophén-2-carboxylique ;
 (3-Éthoxy-5-{6-[2-(7-fluoro-4-méthoxy-2-méthyl-indol-1-yl)-éthylamino]-pyrimidin-4-yl}-thiophén-2-yl)-méthanol ;
 Acide 2-{6-[2-(7-fluoro-4-méthoxy-2-méthyl-indol-1-yl)-éthylamino]-pyrimidin-4-yl}-4-isopropoxy-thiazol-5-carboxylique ;
 Acide 2-{6-[2-(7-fluoro-4-méthoxy-2-méthyl-indol-1-yl)-éthylamino]-pyrimidin-4-yl}-4-méthoxy-thiazol-5-carboxylique ;
 Acide 4-éthoxy-2-{6-[2-(7-fluoro-4-méthoxy-2-méthyl-indol-1-yl)-éthylamino]-pyrimidin-4-yl}-thiazol-5-carboxylique ;
 Acide 2-{6-[2-(7-fluoro-4-méthoxy-2-méthyl-indol-1-yl)-éthylamino]-pyrimidin-4-yl}-4-propoxy-thiazol-5-carboxylique ;
 Acide 2-{6-[2-(7-fluoro-4-méthoxy-2-méthyl-indol-1-yl)-éthylamino]-pyrimidin-4-yl}-4-isobutyl-thiazol-5-carboxylique ;
 Ester carboxyméthylrique de l'acide 5-{6-[2-(2-cyano-7-fluoro-4-méthoxy-indol-1-yl)-éthylamino]-pyrimidin-4-yl}-

3-éthoxy-thiophén-2-carboxylique ;

Ester diméthylcarbamoylméthylique de l'acide 5-{6-[2-(2-cyano-7-fluoro-4-méthoxy-indol-1-yl)-éthylamino]-pyrimidin-4-yl}-3-éthoxy-thiophén-2-carboxylique ;

Ester butyryloxyméthylique de l'acide 5-{6-[2-(2-cyano-7-fluoro-4-méthoxy-indol-1-yl)-éthylamino]-pyrimidin-4-yl}-3-éthoxy-thiophén-2-carboxylique ;

Ester éthoxycarbonyloxyméthylique de l'acide 5-{6-[2-(2-cyano-7-fluoro-4-méthoxy-indol-1-yl)-éthylamino]-pyrimidin-4-yl}-3-éthoxy-thiophén-2-carboxylique ;

Ester 5-méthyl-2-oxo-[1,3]dioxol-4-ylméthylique de l'acide 5-{6-[2-(2-cyano-7-fluoro-4-méthoxy-indol-1-yl)-éthylamino]-pyrimidin-4-yl}-3-éthoxy-thiophén-2-carboxylique ;

Ester 2-diméthylamino-éthylique de l'acide 5-{6-[2-(2-cyano-7-fluoro-4-méthoxy-indol-1-yl)-éthylamino]-pyrimidin-4-yl}-3-éthoxy-thiophén-2-carboxylique ;

Ester phénylique de l'acide 5-{6-[2-(2-cyano-7-fluoro-4-méthoxy-indol-1-yl)-éthylamino]-pyrimidin-4-yl}-3-éthoxy-thiophén-2-carboxylique ;

Ester éthylique de l'acide (4-{6-[2-(2-cyano-7-fluoro-4-méthoxy-indol-1-yl)-éthylamino]-pyrimidin-4-yl}-2-méthoxy-phényl)-propynoïque ;

{6-[4-Éthoxy-5-(1*H*-tétrazol-5-yl)-thiophén-2-yl]-pyrimidin-4-yl}-[2-(7-fluoro-4-méthoxy-2-méthyl-indol-1-yl)-éthyl]-amine ;

3-Éthoxy-5-{6-[2-(7-fluoro-4-méthoxy-2-méthyl-indol-1-yl)-éthylamino]-pyrimidin-4-yl}-*N*-hydroxy-thiophén-2-carboxamide ;

3-(3-Éthoxy-5-{6-[2-(7-fluoro-4-méthoxy-2-méthyl-indol-1-yl)-éthylamino]-pyrimidin-4-yl}-thiophén-2-yl)-[1,2,4]oxadiazol-5(4*H*)-one ;

Acide 5-{6-[2-(3,7-difluoro-4-méthoxy-2-méthyl-indol-1-yl)-éthylamino]-pyrimidin-4-yl}-3-éthoxy-thiophén-2-carboxylique ;

[2-(7-Fluoro-4-méthoxy-2-méthyl-indol-1-yl)-éthyl]-{6-[5-(2*H*-tétrazol-5-yl)-4-trifluorométhyl-thiophén-2-yl]-pyrimidin-4-yl}-amine ;

5-{6-[2-(7-Fluoro-4-méthoxy-2-méthyl-indol-1-yl)-éthylamino]-pyrimidin-4-yl}-*N*-hydroxy-3-trifluorométhyl-thiophén-2-carboxamide ;

3-(5-{6-[2-(7-Fluoro-4-méthoxy-2-méthyl-indol-1-yl)-éthylamino]-pyrimidin-4-yl}-3-trifluorométhyl-thiophén-2-yl)-[1,2,4]oxadiazol-5(4*H*)-one ;

4-{6-[2-(2-Cyano-7-fluoro-4-méthoxy-indol-1-yl)-éthylamino]-pyrimidin-4-yl}-2-éthoxy-*N*-hydroxy-benzamide ;

5-(3-Éthoxy-5-{6-[2-(7-fluoro-4-méthoxy-2-méthyl-indol-1-yl)-éthylamino]-pyrimidin-4-yl}-thiophén-2-yl)-isoxazol-3-ol ;

Acide 5-{6-[2-(7-fluoro-4-méthoxy-2-méthyl-indol-1-yl)-éthylamino]-pyrimidin-4-yl}-3-pyridin-2-yl-thiophén-2-carboxylique ;

[6-(4-Éthylamino-thiophén-2-yl)-pyrimidin-4-yl]-[2-(7-fluoro-2,4-diméthyl-indol-1-yl)-éthyl]-amine ;

[6-(4-Éthylamino-thiophén-2-yl)-pyrimidin-4-yl]-[2-(6-fluoro-2,4-diméthyl-indol-1-yl)-éthyl]-amine ;

[6-(4-Éthylamino-thiophén-2-yl)-pyrimidin-4-yl]-[2-(6-fluoro-4-méthoxy-2-méthyl-indol-1-yl)-éthyl]-amine ;

N-Éthyl-*N*-(5-{6-[2-(7-fluoro-4-méthoxy-2-méthyl-indol-1-yl)-éthylamino]-pyrimidin-4-yl}-thiophén-3-yl)-formamide ;

N-(3-Éthoxy-5-{6-[2-(7-fluoro-4-méthoxy-2-méthyl-indol-1-yl)-éthylamino]-pyrimidin-4-yl}-thiophén-2-yl)-formam ;

N-(3-Éthoxy-5-{6-[2-(7-fluoro-4-méthoxy-2-méthyl-indol-1-yl)-éthylamino]-pyrimidin-4-yl}-thiophén-2-yl)-propionamide ;

N-(3-Éthoxy-5-{6-[2-(7-fluoro-4-méthoxy-2-méthyl-indol-1-yl)-éthylamino]-pyrimidin-4-yl}-thiophén-2-yl)-3-hydroxy-propionamide ;

(3-Éthoxy-5-{6-[2-(7-fluoro-4-méthoxy-2-méthyl-indol-1-yl)-éthylamino]-pyrimidin-4-yl}-thiophén-2-yl)-urée ; et

Acide 5-{6-[2-(2-cyano-3,7-difluoro-4-méthoxy-indol-1-yl)-éthylamino]-pyrimidin-4-yl}-3-trifluorométhyl-thiophén-2-carboxylique ;

ou sel pharmaceutiquement acceptable de celui-ci.

12. Composé selon la revendication 1 sélectionné dans le groupe consistant en les suivants :

Acide 3-chloro-5-{6-[2-(4-chloro-7-fluoro-2-méthyl-indol-1-yl)-éthylamino]-pyrimidin-4-yl}-thiophén-2-carboxylique ;

Acide 3-chloro-5-{6-[2-(6-fluoro-2,4-diméthyl-indol-1-yl)-éthylamino]-pyrimidin-4-yl}-thiophén-2-carboxylique ;

(2-Chloro-4-{6-[2-(7-fluoro-4-méthoxy-2-méthyl-indol-1-yl)-éthylamino]-pyrimidin-4-yl}-phényl)-méth ;

Acide 5-{6-[2-(7-fluoro-2,4-diméthyl-indol-1-yl)-éthylamino]-pyrimidin-4-yl}-3-méthyl-thiophén-2-carboxylique ;

[6-(2,3-Dihydro-1*H*-indol-5-yl)-pyrimidin-4-yl]-[2-(7-fluoro-4-méthoxy-2-méthyl-indol-1-yl)-éthyl]-amine ;

[2-(6-Fluoro-2,4-diméthyl-indol-1-yl)-éthyl]-{6-[4-(1*H*-imidazol-4-yl)-phényl]-pyrimidin-4-yl}-amine ;
 [2-(4-Méthoxy-2-méthyl-indol-1-yl)-éthyl]-{6-[4-(2*H*-pyrazol-3-yl)-phényl]-pyrimidin-4-yl}-amine ;
 {6-[4-(1*H*-imidazol-4-yl)-phényl]-pyrimidin-4-yl}-[2-(4-méthoxy-2-méthyl-indol-1-yl)-éthyl]-amine ;
 [2-(7-Fluoro-4-méthoxy-2-méthyl-indol-1-yl)-éthyl]-[6-(2-méthyl-1*H*-benzoimidazol-5-yl)-pyrimidin-4-yl]-amine ;
 Acide 3-éthyl-5-{6-[2-(7-fluoro-2,4-diméthyl-indol-1-yl)-éthylamino]-pyrimidin-4-yl}-thiophén-2-carboxylique ;
 Acide 3-fluoro-5-{6-[2-(7-fluoro-4-méthoxy-2-méthyl-indol-1-yl)-éthylamino]-pyrimidin-4-yl}-thiophén-2-carboxylique ;
 Acide 3-fluoro-5-{6-[2-(6-fluoro-4-méthoxy-2-méthyl-indol-1-yl)-éthylamino]-pyrimidin-4-yl}-thiophén-2-carboxylique ;
 (4-{6-[2-(7-Fluoro-4-méthoxy-2-méthyl-indol-1-yl)-éthylamino]-pyrimidin-4-yl}-2-méthoxy-phényl)-méthanol ;
 (2-Éthoxy-4-{6-[2-(7-fluoro-4-méthoxy-2-méthyl-indol-1-yl)-éthylamino]-pyrimidin-4-yl}-phényl)-méthanol ;
 [2-(6,7-Difluoro-2,4-diméthyl-indol-1-yl)-éthyl]-{6-[4-(1*H*-imidazol-4-yl)-phényl]-pyrimidin-4-yl}-amine ;
 Acide 5-{6-[2-(4,5-difluoro-2-méthyl-indol-1-yl)-éthylamino]-pyrimidin-4-yl}-3-éthoxy-thiophén-2-carboxylique ;
 Acide 5-{6-[2-(5-chloro-7-fluoro-2-méthyl-indol-1-yl)-éthylamino]-pyrimidin-4-yl}-3-éthoxy-thiophén-2-carboxylique ;
 Acide 2-éthylamino-4-{6-[2-(6-fluoro-2,4-diméthyl-indol-1-yl)-éthylamino]-pyrimidin-4-yl}-benzoïque ;
 Acide 2-éthylamino-4-{6-[2-(7-fluoro-2,4-diméthyl-indol-1-yl)-éthylamino]-pyrimidin-4-yl}-benzoïque ;
 Acide 2-éthylamino-4-{6-[2-(4-méthoxy-2-méthyl-indol-1-yl)-éthylamino]-pyrimidin-4-yl}-benzoïque ;
 Acide 3-éthoxy-5-{6-[2-(4-méthoxy-2,7-diméthyl-indol-1-yl)-éthylamino]-pyrimidin-4-yl}-thiophén-2-carboxylique ;
 Acide 3-éthoxy-5-{6-[2-(5,6,7-trifluoro-2-méthyl-indol-1-yl)-éthylamino]-pyrimidin-4-yl}-thiophén-2-carboxylique ;
 [2-(6,7-Difluoro-4-méthoxy-2-méthyl-indol-1-yl)-éthyl]-[6-(4-[1,2,4]oxadiazol-5-yl)-phényl]-pyrimidin-4-yl]-amine ;
 [2-(6-Fluoro-4-méthoxy-2-méthyl-indol-1-yl)-éthyl]-{6-[4-(1-méthyl-1*H*-pyrazol-3-yl)-phényl]-pyrimidin-4-yl}-amine ;
 3-(4-{6-[2-(6-Fluoro-4-méthoxy-2-méthyl-indol-1-yl)-éthylamino]-pyrimidin-4-yl}-phényl)-4*H*-[1,2,4]oxadiazol-5-one ;
 Acide 4-{6-[2-(7-fluoro-4-méthoxy-2-méthyl-indol-1-yl)-éthylamino]-pyrimidin-4-yl}-2-propyl-benzoïque ;
 1-Éthyl-3-(2-méthoxy-4-{6-[2-(4-méthoxy-2-méthyl-indol-1-yl)-éthylamino]-pyrimidin-4-yl}-phényl)-urée ;
 Acide 2-chloro-6-éthylamino-4-{6-[2-(7-fluoro-4-méthoxy-2-méthyl-indol-1-yl)-éthylamino]-pyrimidin-4-yl}-benzoïque ;
 [2-(7-Fluoro-4-méthoxy-2-méthyl-indol-1-yl)-éthyl]-(6-quinoléin-6-yl)-pyrimidin-4-yl)-amine ;
 Acide 2-éthylamino-6-fluoro-4-{6-[2-(7-fluoro-2,4-diméthyl-indol-1-yl)-éthylamino]-pyrimidin-4-yl}-benzoïque ;
 Acide 4-{6-[2-(7-chloro-4-méthoxy-2-méthyl-indol-1-yl)-éthylamino]-pyrimidin-4-yl}-2-éthylamino-benzoïque ;
 Acide 2-chloro-4-{6-[2-(6-fluoro-2,4-diméthyl-indol-1-yl)-éthylamino]-pyrimidin-4-yl}-6-propyl-benzoïque ;
 Acide 2-chloro-4-{6-[2-(7-fluoro-2,4-diméthyl-indol-1-yl)-éthylamino]-pyrimidin-4-yl}-6-propyl-benzoïque ;
 Acide 2-fluoro-4-{6-[2-(7-fluoro-2,4-diméthyl-indol-1-yl)-éthylamino]-pyrimidin-4-yl}-6-propyl-benzoïque ;
 Acide 4-{6-[2-(5,7-difluoro-2,4-diméthyl-indol-1-yl)-éthylamino]-pyrimidin-4-yl}-2-éthoxy-benzoïque ;
 Acide 2-chloro-4-{6-[2-(4-méthoxy-2-méthyl-indol-1-yl)-éthylamino]-pyrimidin-4-yl}-6-propyl-benzoïque ;
 {6-[4-(2-Amino-5-méthyl-thiazol-4-yl)-phényl]-pyrimidin-4-yl}-[2-(7-fluoro-4-méthoxy-2-méthyl-indol-1-yl)-éthyl]-amine ;
 5-{6-[2-(7-Fluoro-4-méthoxy-2-méthyl-indol-1-yl)-éthylamino]-pyrimidin-4-yl}-3-propyl-2,3-dihydro-isoindol-1-one ;
 Acide 2-cyclobutoxy-4-{6-[2-(7-fluoro-4-méthoxy-2-méthyl-indol-1-yl)-éthylamino]-pyrimidin-4-yl}-benzoïque ;
 Acide 4-{6-[2-(2-cyano-6-fluoro-4-méthoxy-indol-1-yl)-éthylamino]-pyrimidin-4-yl}-2-éthoxy-benzoïque ;
 Acide 2-éthylamino-6-fluoro-4-{6-[2-(7-fluoro-4-méthoxy-2-méthyl-indol-1-yl)-éthylamino]-pyrimidin-4-yl}-benzoïque ;
 Acide 4-{6-[2-(6,7-difluoro-4-méthoxy-2-méthyl-indol-1-yl)-éthylamino]-pyrimidin-4-yl}-2-éthoxy-benzoïque ;
 Acide 4-{6-[2-(7-fluoro-4-méthoxy-2-méthyl-indol-1-yl)-éthylamino]-pyrimidin-4-yl}-2-propoxy-benzoïque ;
 Acide 4-{6-[2-(5,7-difluoro-2,4-diméthyl-indol-1-yl)-éthylamino]-pyrimidin-4-yl}-2-isobutyl-benzoïque ;
 Acide 2-chloro-4-{6-[2-(7-fluoro-4-méthoxy-2-méthyl-indol-1-yl)-éthylamino]-pyrimidin-4-yl}-6-propyl-benzoïque ;
 Acide 2-fluoro-4-{6-[2-(7-fluoro-4-méthoxy-2-méthyl-indol-1-yl)-éthylamino]-pyrimidin-4-yl}-6-propyl-benzoïque ;
 Acide 2-fluoro-4-{6-[2-(6-fluoro-4-méthoxy-2-méthyl-indol-1-yl)-éthylamino]-pyrimidin-4-yl}-6-propyl-benzoïque ;

Acide 2-butoxy-4-{6-[2-(7-fluoro-2,4-diméthyl-indol-1-yl)-éthylamino]-pyrimidin-4-yl}-benzoïque ;
 Acide 4-{6-[2-(7-fluoro-2,4-diméthyl-indol-1-yl)-éthylamino]-pyrimidin-4-yl}-2-isobutoxy-benzoïque ;
 Acide 4-{6-[2-(7-fluoro-4-méthoxy-2-méthyl-indol-1-yl)-éthylamino]-pyrimidin-4-yl}-2-isobutyl-benzoïque ;
 Acide 2-(4-{6-[2-(7-fluoro-2,4-diméthyl-indol-1-yl)-éthylamino]-pyrimidin-4-yl}-phényl)-thiazol-4-carboxylique ;
 5 [2-(6-Fluoro-2,4-diméthyl-indol-1-yl)-éthyl]-{6-[4-(2-méthyl-1*H*-imidazol-4-yl)-phényl]-pyrimidin-4-yl}-amine ;
 Acide 2-(4-{6-[2-(4-méthoxy-2-méthyl-indol-1-yl)-éthylamino]-pyrimidin-4-yl}-phényl)-thiazol-4-carboxylique ;
 4-{6-[2-(7-Fluoro-4-méthoxy-2-méthyl-indol-1-yl)-éthylamino]-pyrimidin-4-yl}-2-trifluorométhyl-
 benzènesulfonamide ;
 {6-[4-(5-Amino-[1,3,4]thiadiazol-2-yl)-phényl]-pyrimidin-4-yl}-[2-(6-fluoro-2,4-diméthyl-indol-1-yl)-
 10 éthyl]-amine ;
 [2-(6,7-Difluoro-2,4-diméthyl-indol-1-yl)-éthyl]-{6-[4-(2-méthyl-1*H*-imidazol-4-yl)-phényl]-pyrimidin-4-
 yl}-amine ;
 Acide 4-(4-{6-[2-(6-fluoro-4-méthoxy-2-méthyl-indol-1-yl)-éthylamino]-pyrimidin-4-yl}-phényl)-thiazol-2-
 carboxylique ;
 15 [2-(6-Fluoro-4-méthoxy-2-méthyl-indol-1-yl)-éthyl]-{6-[4-(5-méthyl-1*H*-pyrazol-3-yl)-phényl]-pyrimidin-4-
 yl}-amine ;
 Acide 4-{6-[2-(7-fluoro-4-méthoxy-2-méthyl-indol-1-yl)-éthylamino]-pyrimidin-4-yl}-2-(2,2,2-trifluoro-
 éthylamino)-benzoïque ;
 Acide 2-cyclopentyloxy-4-{6-[2-(7-fluoro-4-méthoxy-2-méthyl-indol-1-yl)-éthylamino]-pyrimidin-4-
 20 yl}-benzoïque ;
 Acide 2-butoxy-4-{6-[2-(6-fluoro-4-méthoxy-2-méthyl-indol-1-yl)-éthylamino]-pyrimidin-4-yl}-benzoïque ;
 Acide 4-{6-[2-(6-fluoro-4-méthoxy-2-méthyl-indol-1-yl)-éthylamino]-pyrimidin-4-yl}-2-isobutoxy-benzoïque ;
 Acide 4-{6-[2-(7-fluoro-4-méthoxy-2-méthyl-indol-1-yl)-éthylamino]-pyrimidin-4-yl}-2-isobutoxy-benzoïque ;
 Acide 4-{6-[2-(6,7-difluoro-4-méthoxy-2-méthyl-indol-1-yl)-éthylamino]-pyrimidin-4-yl}-2-isobutyl-benzoïque ;
 25 Acide 4-{6-[2-(7-fluoro-4-méthoxy-2-méthyl-indol-1-yl)-éthylamino]-2-méthyl-pyrimidin-4-yl}-2-isobutyl-
 benzoïque ;
 Acide 2-chloro-4-{6-[2-(5,7-difluoro-2,4-diméthyl-indol-1-yl)-éthylamino]-pyrimidin-4-yl}-6-propoxy-benzoïque ;
 Acide 4-{6-[2-(6,7-difluoro-4-méthoxy-2-méthyl-indol-1-yl)-éthylamino]-pyrimidin-4-yl}-2-fluoro-6-propoxy-
 benzoïque ;
 30 Acide 4-{6-[2-(6,7-difluoro-4-méthoxy-2-méthyl-indol-1-yl)-éthylamino]-pyrimidin-4-yl}-2-(2,2,2-trifluoro-
 éthylamino)-benzoïque ;
 [2-(5-Chloro-7-méthyl-[1,3]dioxolo[4,5-*e*]indol-6-yl)-éthyl]-{6-[3-éthylamino-4-(1*H*-tétrazol-5-yl)-phényl]-pyrimi-
 din-4-yl}-amine ;
 {6-[3-Éthoxy-4-(1*H*-tétrazol-5-yl)-phényl]-pyrimidin-4-yl}-[2-(7-fluoro-2,4-diméthyl-indol-1-yl)-éthyl]-amine ;
 35 {6-[3-Éthoxy-4-(1*H*-tétrazol-5-yl)-phényl]-pyrimidin-4-yl}-[2-(4-méthoxy-2-méthyl-indol-1-yl)-éthyl]-amine ;
 3-(4-{6-[2-(6-Chloro-4-méthoxy-2-méthyl-indol-1-yl)-éthylamino]-pyrimidin-4-yl}-phényl)-4*H*-[1,2,4]oxadiazol-
 5-one ;
 Acide 2-chloro-4-{6-[2-(6-fluoro-4-méthoxy-2-méthyl-indol-1-yl)-éthylamino]-pyrimidin-4-yl}-6-isobutoxy-
 benzoïque ;
 40 [2-(6-Fluoro-2,4-diméthyl-indol-1-yl)-éthyl]-[6-(1*H*-indol-5-yl)-pyrimidin-4-yl]-amine ;
 [2-(7-Fluoro-2,4-diméthyl-indol-1-yl)-éthyl]-[6-(1*H*-indol-5-yl)-pyrimidin-4-yl]-amine ;
 [2-(6-Fluoro-4-méthoxy-2-méthyl-indol-1-yl)-éthyl]-[6-(1*H*-indol-5-yl)-pyrimidin-4-yl]-amine ;
 [2-(6-Fluoro-4-méthoxy-2-méthyl-indol-1-yl)-éthyl]-[6-(1-méthyl-1*H*-indol-5-yl)-pyrimidin-4-yl]-amine ;
 [2-(7-Fluoro-4-méthoxy-2-méthyl-indol-1-yl)-éthyl]-[6-(1-méthyl-1*H*-indol-5-yl)-pyrimidin-4-yl]-amine ;
 45 [2-(6,7-Difluoro-4-méthoxy-2-méthyl-indol-1-yl)-éthyl]-[6-(1-méthyl-1*H*-indol-5-yl)-pyrimidin-4-yl]-amine ;
 Acide 2-chloro-4-{6-[2-(6-fluoro-4-méthoxy-2-méthyl-indol-1-yl)-éthylamino]-pyrimidin-4-yl}-6-(2,2,2-trifluoro-
 éthoxy)-benzoïque ;
 Acide 2-chloro-4-{6-[2-(6,7-difluoro-4-méthoxy-2-méthyl-indol-1-yl)-éthylamino]-pyrimidin-4-yl}-6-(2,2,2-tri-
 fluoro-éthoxy)-benzoïque ;
 50 Acide 2-chloro-4-{6-[2-(7-fluoro-4-méthoxy-2-méthyl-indol-1-yl)-éthylamino]-pyrimidin-4-yl}-6-(2,2,2-trifluoro-
 éthoxy)-benzoïque ;
 [2-(6-Fluoro-4-méthoxy-2-méthyl-indol-1-yl)-éthyl]-[6-(4-pyrazin-2-yl)-phényl]-pyrimidin-4-yl]-amine ;
 6-{6-[2-(7-Chloro-5-fluoro-4-méthoxy-2-méthyl-indol-1-yl)-éthylamino]-pyrimidin-4-yl}-1,2-dihydro-indazol-3-
 one ;
 55 Acide 3-éthoxy-5-{6-[2-(7-fluoro-4-méthoxy-2-méthyl-indol-1-yl)-1-méthyl-éthylamino]-pyrimidin-4-yl}-thio-
 phén-2-carboxylique ;
 Acide 5-{6-[2-(7-fluoro-4-méthoxy-2-méthyl-indol-1-yl)-éthylamino]-pyrimidin-4-yl}-3-hydroxy-thiophén-2-
 carboxylique ;

1-(3-Éthoxy-5-{6-[2-(7-fluoro-4-méthoxy-2-méthyl-indol-1-yl)-éthylamino]-pyrimidin-4-yl}-thiophén-2-yl)-
éthanol ;
Ester méthylique de l'acide (2-éthoxy-4-{6-[2-(7-fluoro-4-méthoxy-2-méthyl-indol-1-yl)-éthylamino]-pyrimidin-4-
yl}-phénylamino)-acétique ;
5 7-Fluoro-4-méthoxy-1-{2-[6-(2-trifluorométhyl-pyridin-4-yl)-pyrimidin-4-ylamino]-éthyl}-1*H*-indol-2-carbonitrile ;
Acide 3-{6-[2-(2-cyano-7-fluoro-4-méthoxy-indol-1-yl)-éthylamino]-pyrimidin-4-yl}-5-méthoxy-benzoïque ;
7-Fluoro-4-méthoxy-1-{2-[6-(2-oxo-2,3-dihydro-1*H*-benzoimidazol-5-yl)-pyrimidin-4-ylamino]-éthyl}-1*H*-indol-
2-carbonitrile ;
4-{6-[2-(2-Cyano-7-fluoro-4-méthoxy-indol-1-yl)-éthylamino]-pyrimidin-4-yl}-N-(2-méthoxy-éthyl)-benzamide ;
10 7-Fluoro-1-[2-(6-imidazo[1,2-*a*]pyridin-6-yl-pyrimidin-4-ylamino)-éthyl]-4-méthoxy-1*H*-indol-2-carbonitrile ;
7-Fluoro-1-{2-[6-(2-oxo-2,3-dihydro-1*H*-benzo[d]imidazol-5-yl)-pyrimidin-4-ylamino]-éthyl}-4-méthoxy-1*H*-in-
dol-2-carbonitrile ;
1-{2-[6-(2-Cyclopropyl-pyridin-4-yl)-pyrimidin-4-ylamino]-éthyl}-7-fluoro-4-méthoxy-1*H*-indol-2-carbonitrile ;
1-{2-[6-(2-Azétidin-1-yl-pyridin-4-yl)-pyrimidin-4-ylamino]-éthyl}-7-fluoro-4-méthoxy-1*H*-indol-2-carbonitrile ;
15 Acide 4-{6-[2-(2-cyano-7-fluoro-4-méthoxy-indol-1-yl)-éthylamino]-pyrimidin-4-yl}-benzoïque ;
7-Fluoro-4-méthoxy-1-{2-[6-(2-méthyl-3-oxo-2,3-dihydro-1*H*-indazol-6-yl)-pyrimidin-4-ylamino]-éthyl}-1*H*-in-
dol-2-carbonitrile ;
7-Fluoro-4-méthoxy-1-{2-[6-(3-méthoxy-1*H*-indazol-6-yl)-pyrimidin-4-ylamino]-éthyl}-1*H*-indol-2-carbonitrile ;
Acide (4-{6-[2-(4-chloro-2-cyano-6,7-difluoro-indol-1-yl)-éthylamino]-pyrimidin-4-yl}-2-éthoxy-
20 phénoxy)-acétique ;
Acide 5-{6-[2-(4-chloro-2-cyano-indol-1-yl)-éthylamino]-pyrimidin-4-yl}-3-fluoro-thiophén-2-carboxylique ;
Acide 5-{6-[2-(2-cyano-7-fluoro-indol-1-yl)-éthylamino]-pyrimidin-4-yl}-3-fluoro-thiophén-2-carboxylique ;
Acide (4-{6-[2-(2-cyano-5,6-difluoro-4-méthyl-indol-1-yl)-éthylamino]-pyrimidin-4-yl}-2-éthoxy-
phénylamino)-acétique ;
25 Acide 5-{6-[2-(7-chloro-5-fluoro-4-méthoxy-2-méthyl-indol-1-yl)-éthylamino]-pyrimidin-4-yl}-3-éthoxy-thiophén-
2-carboxylique ;
Acide 2-butoxy-4-{6-[2-(6-chloro-7-fluoro-4-méthoxy-2-méthyl-indol-1-yl)-éthylamino]-pyrimidin-4-
yl}-benzoïque ;
Acide 5-{6-[2-(4,7-dichloro-5-fluoro-2-méthyl-indol-1-yl)-éthylamino]-pyrimidin-4-yl}-3-éthoxy-thiophén-2-
30 carboxylique ;
Acide (2-éthoxy-4-{6-[2-(6-fluoro-4-méthoxy-2-méthyl-indol-1-yl)-éthylamino]-pyrimidin-4-
yl}-phénylamino)-acétique ;
Acide 5-{6-[2-(2-cyano-7-fluoro-indol-1-yl)-éthylamino]-pyrimidin-4-yl}-3-trifluorométhyl-thiophén-2-
carboxylique ;
35 Acide 5-{6-[2-(4,6-dichloro-2-cyano-indol-1-yl)-éthylamino]-pyrimidin-4-yl}-3-trifluorométhyl-thiophén-2-
carboxylique ;
Acide 5-{6-[2-(4,6-dichloro-2-cyano-indol-1-yl)-éthylamino]-pyrimidin-4-yl}-3-fluoro-thiophén-2-carboxylique ;
[6-(3-Éthoxy-4-oxazol-2-yl-phényl)-pyrimidin-4-yl]-[2-(7-fluoro-4-méthoxy-2-méthyl-indol-1-yl)-éthyl]-amine ; et
Acide (2-chloro-4-{6-[2-(2-cyano-7-fluoro-4-méthoxy-indol-1-yl)-éthylamino]-pyrimidin-4-
40 yl}-phénoxy)-acétique ;
ou sel pharmaceutiquement acceptable de celui-ci.

13. Composé selon la revendication 1 qui est l'acide 4-{6-[2-(2-chloro-7-fluoro-4-méthoxy-indol-1-yl)-éthylamino]-pyri-
midin-4-yl}-2-éthoxy-benzoïque, ou sel pharmaceutiquement acceptable de celui-ci.

14. Composé selon la revendication 1 qui est l'acide 4-{6-[2-(2-cyano-7-fluoro-4-méthoxy-indol-1-yl)-éthylamino]-pyri-
midin-4-yl}-2-éthoxy-benzoïque, ou sel pharmaceutiquement acceptable de celui-ci.

15. Composition pharmaceutique comprenant, comme principe actif, un composé selon l'une quelconque des reven-
dications 1 à 14 ou un sel pharmaceutiquement acceptable de celui-ci et au moins un excipient thérapeutiquement
inerte.

16. Composé selon l'une quelconque des revendications 1 à 14 ou sel pharmaceutiquement acceptable de celui-ci pour
une utilisation en tant que médicament.

17. Composé selon l'une quelconque des revendications 1 à 14 ou sel pharmaceutiquement acceptable de celui-ci pour
une utilisation dans la prévention ou le traitement de maladies sélectionnées dans le groupe consistant en un
cancer ; la douleur ; l'endométriose ; la polykystose rénale autosomique dominante ; les syndromes ischémiques

aigus chez les patients athéroscléreux ; la pneumonie ; et des maladies neurodégénératives ; ou pour une utilisation dans le contrôle de la fécondité féminine.

- 5 **18.** Composé selon l'une quelconque des revendications 1 à 14 ou sel pharmaceutiquement acceptable de celui-ci pour une utilisation dans la prévention ou le traitement d'un cancer sélectionné parmi un mélanome ; un cancer du poumon ; un cancer de la vessie ; des carcinomes rénaux ; des cancers gastro-intestinaux ; un cancer de l'endomètre ; un cancer de l'ovaire ; un cancer du col de l'utérus ; et un neuroblastome.
- 10 **19.** Utilisation d'un composé selon l'une quelconque des revendications 1 à 14 ou d'un sel pharmaceutiquement acceptable de celui-ci dans la préparation d'un médicament pour la prévention ou le traitement de maladies sélectionnées dans le groupe consistant en un cancer ; la douleur ; l'endométriose ; la polykystose rénale autosomique dominante ; les syndromes ischémiques aigus chez les patients athéroscléreux ; la pneumonie ; et des maladies neurodégénératives ; ou pour le contrôle de la fécondité féminine.
- 15 **20.** Composé selon l'une quelconque des revendications 1 à 14 ou sel pharmaceutiquement acceptable de celui-ci pour une utilisation dans une méthode de modulation d'une réponse immunitaire chez un sujet qui présente une tumeur ; où ladite méthode réactive le système immunitaire dans la tumeur dudit sujet.

20

25

30

35

40

45

50

55

REFERENCES CITED IN THE DESCRIPTION

This list of references cited by the applicant is for the reader's convenience only. It does not form part of the European patent document. Even though great care has been taken in compiling the references, errors or omissions cannot be excluded and the EPO disclaims all liability in this regard.

Patent documents cited in the description

- WO 2013090552 A [0013]
- WO 2008152093 A [0025]
- WO 2006044732 A [0025]
- WO 2008006583 A [0025]
- WO 2008039882 A [0025]
- WO 2013020945 A [0025]
- WO 2012127032 A [0025]
- WO 2011144742 A [0025]
- WO 2006128129 A [0025]
- WO 2008008059 A [0025]
- EP 2711364 A [0025]
- WO 2015033299 A [0096]
- WO 2015044900 A [0096]
- WO 2015034820 A [0096]

Non-patent literature cited in the description

- **WANG R et al.** *Curr Pharm Des.*, 2013, vol. 19 (1), 115-25 [0005]
- **GARCIA RODRIGUEZ LA et al.** *Recent Results Cancer Res.*, 2013, vol. 191, 67-93 [0005]
- **SAHIN IH et al.** *Cancer Lett.*, 10 April 2014, vol. 345 (2), 249-57 [0005]
- **DREW DA et al.** *Nat Rev Cancer*, 2016, vol. 16, 173 [0005]
- **BROTONS C et al.** *Am J Cardiovasc Drugs.*, April 2015, vol. 15 (2), 113 [0005]
- **KUO KT et al.** *Ann Surg Onc*, 2009, vol. 16 (2), 352-60 [0006]
- **ALAA M et al.** *Int J Oncol*, 2009, vol. 34 (3), 805-12 [0006]
- **MIYATA Y et al.** *Urology*, 2013, vol. 81 (1), 136-42 [0006]
- **BADAWI AF ; BADR MZ.** *Int J Cancer.*, 2003, vol. 103 (1), 84-90 [0006]
- **GALLO O et al.** *Hum Pathol.*, 2002, vol. 33 (7), 708-14 [0006]
- **NAKANISHI M. ; ROSENBERG D.W.** *Seminars in Immunopathology*, 2013, vol. 35, 123-137 [0007]
- **FISCHER SM et al.** *Cancer Prev Res*, November 2011, vol. 4 (11), 1728-35 [0007]
- **FULTON AM et al.** *Cancer Res*, 2006, vol. 66 (20), 9794-97 [0007]
- **YANG L et al.** *Cancer Res*, 2006, vol. 66 (19), 9665-9672 [0008]
- **POZZI A. et al.** *JBC*, vol. 279 (28), 29797-29804 [0008]
- **SHARMA S et al.** *Cancer Res*, 2005, vol. 65 (12), 5211-5220 [0008]
- **OSHIMA H et al.** *Gastroenterology*, 2011, vol. 140 (2), 596-607 [0008]
- **FU SL et al.** *world J Gastroenterol*, 2004, vol. 10 (13), 1971-1974 [0008]
- **KUNDU N et al.** *Breast Cancer Res Treat*, 2009, vol. 117, 235-242 [0008]
- **MA X et al.** *OncolImmunology*, 2013 [0008]
- **XIN X et al.** *Lab Investigation*, 2012, 1-14 [0008]
- **MARKOSYAN N et al.** *Breast Cancer Res*, 2013, vol. 15, R75 [0008]
- **XU S et al.** *Cell Biochem Biophys*, 2014 [0008]
- **TERADA et al.** *Cancer Res*, 2010, vol. 70 (4), 1606-1615 [0008]
- **AL-WADEI HA et al.** *PLOS One*, 2012, vol. 7 (8), e43376 [0008]
- **FUNAHASHI H et al.** *Cancer Res*, 2007, vol. 67 (15), 7068-71 [0008]
- **NAKANISHI Y et al.** *Carcinogenesis*, 2011, vol. 32, 1333-39 [0009]
- **SHARMA S et al.** *Cancer Res*, 2005, vol. 65 (12), 5211-20 [0009]
- **SINHA P et al.** *Cancer Res*, 2007, vol. 67 (9), 4507-4513 [0009]
- **OBERMAJER N et al.** *Blood*, 2011, vol. 118 (20), 5498-5505 [0009]
- **BAO YS et al.** *Int Immunopharmacol.*, 2011, vol. 11 (10), 1599-605 [0009]
- **KIM JG ; HAHN YS.** *Immunol Invest.*, 2000, vol. 29 (3), 257-69 [0009]
- **DEMEUERE CE et al.** *Eur J Immunol.*, 1997, vol. 27 (12), 3526-31 [0009]
- **MITSUHASHI M et al.** *J Leukoc Biol.*, 2004, vol. 76 (2), 322-32 [0009]
- **POCKAJ BA et al.** *Ann Surg Oncol.*, 2004, vol. 11 (3), 328-39 [0009]
- **SPECHT C et al.** *Int J Cancer*, 2001, vol. 91, 705-712 [0009]
- **AHMADI M et al.** *Cancer Res*, 2008, vol. 68 (18), 7250-9 [0009]
- **STOLINA M et al.** *J Immunol*, 2000, vol. 164, 361-70 [0009]
- **ZHANG Y ; DAAKA Y.** *Blood*, 2011, vol. 118 (19), 5355-64 [0009]

- **JAIN S et al.** *Cancer Res.*, 2008, vol. 68 (19), 7750-9 [0009]
- **WANG ; KLEIN.** *Molecular Carcinogenesis*, 2007, vol. 46, 912-923 [0009]
- **KALINSKI P.** *J Immunol*, 2012, vol. 188 (1), 21-28 [0009]
- **OBERMAJER N et al.** *Oncoimmunology*, vol. 1 (5), 762-4 [0009]
- **GREENHOUGH A et al.** *carcinogenesis*, 2009, vol. 30 (3), 377-86 [0009]
- **WANG D ; DUBOIS RN.** *Gut*, 2006, vol. 55, 115-122 [0009]
- **HARRIS SG.** *Trends Immunol*, 2002, vol. 22, 144-150 [0009]
- **GHOSH N et al.** *Pharmacol Rep.*, March 2010, vol. 62 (2), 233-44 [0010]
- **DAVIS TW et al.** *Am J Clin Oncol.*, 2003, vol. 26 (4), S58-61 [0010]
- **HIGGINS JP et al.** *Cancer Biol Ther*, 2009, vol. 8, 1440-49 [0010]
- **ZHANG X et al.** *Clin Cancer Res.*, 2005, vol. 11 (17), 6261-9 [0011]
- **YAMAGUCHI NH et al.** *J Gastrointest Oncol.*, 2014, vol. 5 (1), 57-66 [0011]
- **GENERALI D et al.** *Br J Cancer.*, 2014, vol. 111 (1), 46-54 [0011]
- **LUSTBERG MB.** *Clin Breast Cancer.*, August 2011, vol. 11 (4), 221-7 [0011]
- **FALANDRY C et al.** *Breast Cancer Res Treat.*, August 2009, vol. 116 (3), 501-8 [0011]
- **CHOW LW et al.** *J Steroid Biochem Mol Biol.*, 2008, vol. 111 (1-2), 13-7 [0011]
- **MOTZ GT et al.** *Nat Med*, 2014, vol. 20 (6), 607 [0012]
- **ZHANG H et al.** *Oncol Res.*, 2013, vol. 20 (10), 447-55 [0013]
- **VELTMAN JD et al.** *BMC Cancer.*, 2010, vol. 10, 464 [0013]
- **TOOMEY D.** *Vaccine*, 25 June 2008, vol. 26 (27-28), 3540-9 [0013]
- **EBERSTÄL S et al.** *Int J Cancer.*, 01 June 2014, vol. 134 (11), 2748-53 [0013]
- **EBERSTÄL S et al.** *Cancer Immunol Immunother*, 2012, vol. 61 (8), 1191-9 [0013]
- **HAHN T et al.** *Int J Cancer.*, 2006, vol. 118 (9), 2220-31 [0013]
- **DELONG P et al.** *Cancer Res.*, 15 November 2003, vol. 63 (22), 7845-52 [0013]
- **YONGKUI LI et al.** *Oncoimmunology*, 2016, vol. 5 (2), e1074374 [0013] [0095]
- **ZELENAY S et al.** *Cell*, 2015, vol. 162, 1-14 [0013]
- **MANDAPATHIL M et al.** *J Biol Chem.*, 2010, vol. 285 (10), 7176-86 [0014]
- **HOSKIN DW et al.** *Int J Oncol*, 2008, vol. 32, 527-535 [0014]
- **MANDAPATHIL M et al.** *J Biol Chem*, 2010, vol. 285 (36), 27571-80 [0014]
- **CAIAZZO E et al.** *Biochem Pharmacol.*, 2016, vol. 112, 72-81 [0014]
- **BOYD MJ et al.** *bioorganic and medicinal chemistry letters*, 2011, vol. 21, 484 [0016]
- **REINOLD H et al.** *J Clin Invest*, 2005, vol. 115 (3), 673-9 [0016]
- **MURASE A.** *Eur J Pharmacol*, 2008 [0016]
- **CLARK P.** *J Pharmacol Exp Ther*, 2008 [0016]
- **MAUBACH KA.** *Br J Pharmacol*, 2009 [0016]
- **COLUCCI J.** *Bioorg Med Chem Lett.*, 2010 [0016]
- **BOYD MJ et al.** *Bioorg Med Chem Lett*, 2011 [0016]
- **CHN Q et al.** *Br J Pharmacol*, 2010 [0016]
- **NAKAO K et al.** *J Pharmacol Exp Ther.*, August 2007, vol. 322 (2), 686-94 [0016]
- **HONDA T et al.** *J Exp Med*, 2006, vol. 203 (2), 325-35 [0016]
- **PELUFFO MC et al.** *Hum Reprod*, 2014 [0017]
- **MATSUMOTO et al.** *Biology of reproduction*, 2001, vol. 64, 1557-65 [0017]
- **HITZAKI et al.** *PNAS*, 1999, vol. 96 (18), 10501-10506 [0017]
- **TILLEY SL.** *J Clin Invest*, 1999, vol. 103 (11), 1539-45 [0017]
- **KENNEDY CR et al.** *Nat Med*, 1999, vol. 5 (2), 217-20 [0017]
- **SANTULLI P et al.** *J Clin Endocrinol Metab*, 2014, vol. 99 (3), 881-90 [0018]
- **LEE J et al.** *Biol Reprod*, 2013, vol. 88 (3), 77 [0018]
- **LEE J et al.** *Fertil Steril*, vol. 93 (8), 2498-506 [0018]
- **CHUANG PC et al.** *Am J Pathol*, 2010, vol. 176 (2), 850-60 [0018]
- **BANU SK et al.** *MOJ endocrinol*, 2009, vol. 23 (8), 1291-305 [0018]
- **ESAKI Y et al.** *PNAS*, 2010, vol. 107 (27), 12233-8 [0019]
- **SCHIFFMANN S et al.** *Biochem Pharmacol*, 2014, vol. 87 (4), 625-35 [0019]
- **KOFLER DM et al.** *J Clin Invest*, 2014, vol. 124 (6), 2513-22 [0019]
- **KOJIMA F et al.** *Prostaglandins Other Lipid Mediat*, 2009, vol. 89, 26-33 [0019]
- **ATTUR M et al.** *J Immunol.*, 2008, vol. 181 (7), 5082-8 [0019]
- **CIPOLLONE F et al.** *Arterioscler Thromb Vasc Biol*, 2005, vol. 25 (9), 1925-31 [0020]
- **BABAEV VR et al.** *Cell Metab.*, December 2008, vol. 8 (6), 492-501 [0020]
- **MEDEIROS AI et al.** *J Exp Med*, 2009, vol. 206 (1), 61-8 [0021]
- **CIMINO PJ et al.** *Curr Med Chem.*, 2008, vol. 15 (19), 1863-9 [0022]
- **LIANG X et al.** *Ann Neurol*, 2008, vol. 64 (3), 304-14 [0022]
- **LIANG X et al.** *J Mol Neurosci*, 2007, vol. 33 (1), 94-9 [0022]
- **JIN J et al.** *J Neuroinflammation*, 2007, vol. 4, 2 [0022]
- **TAKADERA T et al.** *Life Sci*, 2006, vol. 78 (16), 1878-83 [0022]

- **LIANG X et al.** *J Neurosci*, 2005, vol. 25 (44), 10180-7 [0022]
- **KEENE CD et al.** *Am J Pathol.*, 2010, vol. 177 (1), 346-54 [0022]
- **SHIE FS et al.** *Glia*, 2005, vol. 52 (1), 70-7 [0022]
- **POOLER AM et al.** *Neurosci. Lett.*, 2004, vol. 362 (2), 127-30 [0022]
- **MONTINE TJ et al.** *J Neurochem*, 2002, vol. 83 (2), 463-70 [0022]
- **HOSHINO T et al.** *J Neurochem*, 2012, vol. 120 (5), 795-805 [0022]
- **ELBERG G et al.** *Am J Physiol Renal Physiol*, 2007, vol. 293 (5), F1622-32 [0023]
- **SUZAWA T.** *Endocrinology.*, April 2000, vol. 141 (4), 1554-9 [0024]
- **MIYAURA C et al.** *J Biol Chem*, 2000, vol. 275 (26), 19819-23 [0024]
- **TOMITA M et al.** *Bone*, January 2002, vol. 30 (1), 159-63 [0024]
- **CHEMICAL ABSTRACTS**, 1001913-77-4 [0025]
- *Bioorg. Med. Chem*, 2011, vol. 21 (13), 4108-4114 [0025]
- *Bioorg. Med. Chem*, 2011, vol. 21 (1), 66-75 [0025]
- **CHEMICAL ABSTRACTS**, 1448123-30-5 [0025]
- **CHEMICAL ABSTRACTS**, 1448075-88-4 [0025]
- *Bioorg. Med. Chem*, 2013, vol. 21 (2), 540-546 [0025]
- Handbook of Pharmaceutical Salts. Properties, Selection and Use. Wiley-VCH, 2008 [0036]
- Pharmaceutical Salts and Co-crystals. RSC Publishing, 2012 [0036]
- Prodrugs and Targeted Delivery: Towards Better ADME Properties. Wiley, 2010, vol. 47 [0065]
- Prodrugs: Challenges and Rewards. Springer, 2007 [0065]
- Pharmaceutical Manufacturing. The Science and Practice of Pharmacy. Lippincott Williams & Wilkins, 2005 [0081]
- **ZELENAY et al.** *Cell*, 2015, vol. 162, 1-14 [0095]
- **T.W. GREENE ; P.G.M. WUTS.** Protective Groups in Organic Synthesis. Wiley-Interscience, 1999 [0111]
- **VOLENCE FJ et al.** *J Surg Oncol.*, 1980, vol. 13 (1), 39-44 [0780]