



(12) **EUROPEAN PATENT APPLICATION**  
published in accordance with Art. 153(4) EPC

(43) Date of publication:  
**26.09.2018 Bulletin 2018/39**

(51) Int Cl.:  
**A47G 25/14** (2006.01) **A47G 25/82** (2006.01)  
**A47G 25/28** (2006.01)

(21) Application number: **16865825.0**

(86) International application number:  
**PCT/ES2016/070812**

(22) Date of filing: **15.11.2016**

(87) International publication number:  
**WO 2017/085343 (26.05.2017 Gazette 2017/21)**

(84) Designated Contracting States:  
**AL AT BE BG CH CY CZ DE DK EE ES FI FR GB GR HR HU IE IS IT LI LT LU LV MC MK MT NL NO PL PT RO RS SE SI SK SM TR**  
Designated Extension States:  
**BA ME**  
Designated Validation States:  
**MA MD**

(71) Applicant: **Caballero Romera, Cristobal**  
**08033 Premia de Mar (Barcelona) (ES)**

(72) Inventor: **Caballero Romera, Cristobal**  
**08033 Premia de Mar (Barcelona) (ES)**

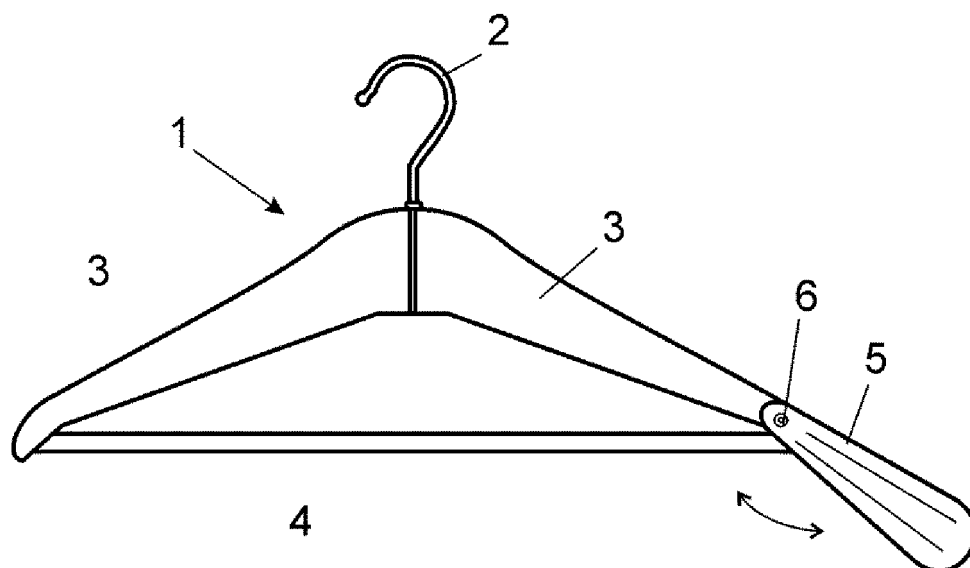
(74) Representative: **Diaz Nunez, Joaquin**  
**J.D. Núñez Patentes y Marcas, S.L.**  
**Rambla Catalunya 120**  
**08008 Barcelona (ES)**

(30) Priority: **16.11.2015 ES 201531258 U**

(54) **DOUBLE-USE CLOTHES HANGER**

(57) The invention relates to a double-use clothes hanger comprising a hook (2) from which two arms (3) branch off at an angle for hanging items of clothing, with or without a horizontal bar (4) for hanging trousers, as well as including a shoehorn (5) on one or both arms (3),

defined by a grooved extension of the arm (3) itself, which broadens slightly in the distal region with a rounded edge, or defined by an additional element which is coupled via a hinged joint (6), and which can be folded out or folded away.



**FIG. 2**

## Description

### PURPOSE OF THE INVENTION

[0001] The invention, as expressed in the wording of these specifications, refers to a dual-purpose clothes hanger with a series of features that will be described in detail below, and which are new in the current state of the art in its field

[0002] More particularly, the purpose of the invention is based on a clothes hanger consisting of the tool used to hang suits or other garments, with a hook at the top to hang it from the bar of the wardrobe or from any hook or hanger, and with the special feature that, on at least one side of it, preferably on both sides, it includes a shoehorn to facilitate the insertion of feet in shoes, providing the hanger with an additional function or dual purpose.

### SCOPE OF THE INVENTION

[0003] The scope of this invention is the field of industry dedicated to the manufacture of household utensils, focusing in particular on the area of clothes hangers and, at the same time, on the area of shoehorns.

### BACKGROUND TO THE INVENTION.

[0004] As a reference to the state of the art, it should be noted that no other clothes hanger or invention with a similar use is known, at least by the applicant, with the technical, structural and constituent features resembling those claimed here, the characteristic details that distinguish it being suitably included in the final claims accompanying this description.

### EXPLANATION OF THE INVENTION

[0005] The dual-purpose clothes hanger proposed by the invention represents a remarkable new feature which, as mentioned above, combines its conventional use as a device for hanging suits, jackets and other garments with its additional advantageous use as a tool used to insert the foot in a shoe, i.e. as a shoehorn.

[0006] The clothes hanger invented, which can be made of any suitable material, such as wood plastic or metal, and with different designs in the symmetrical arms that form it, as well as the possible inclusion of a cross bar for hanging trousers, is therefore distinguished by the fact that it includes a shoehorn, on at least one of the ends of the aforementioned arms, which is ideally formed by a grooved extension of this arm, widening slightly at the end, which does in turn have a rounded edge.

[0007] Preferably, and to give the clothes hanger a symmetrical structure, each arm of the hanger has a shoehorn at the end, which is an integral part of the arm itself, being the end on which the shoulders of the suits, shirts or jackets hang.

[0008] However, in one variation the clothes hanger

only has a shoehorn at one end, in which case it will preferably be an additional part which is attached to the arm by means of a hinged connection, such as a rivet, which allows it to be rotated and thus allowing the shoehorn to be placed in a position for use, when necessary, and in an idle position which does not alter the structure of the hanger for conventional use.

[0009] In any case, the addition of the shoehorn to the clothes hanger not only increases its functionality, providing it with the capacity for the dual purpose described above, but it also increases the effectiveness of its use as a shoehorn, as it gives it a longer handle that avoids having to bend down a lot to put on shoes.

[0010] In view of the above, it can be seen that the dual purpose clothes hanger described represents an innovative structure with structural and constituent features previously unknown for the purpose for which it is intended, reasons which, together with its practical usefulness, provide sufficient basis to obtain the exclusive privilege that is requested.

### DESCRIPTION OF THE DRAWINGS

[0011] To complement the description given and in order to help towards a better understanding of the features of the invention, these specifications are accompanied, as an integral part, by a drawing that, by way of illustration, displays the following:

Figure 1 shows an elevation view of a schematic diagram outlining the first example of the dual purpose clothes hanger, the object of the invention, specifically being an example with two shoehorns, one at the end of each arm, it being possible to see its shape and arrangement.

And figure 2 shows an elevation view of a second example of the hanger, according to the invention, in this case with a single shoehorn with a hinged connection that allows it to be folded,

### PREFERENTIAL USE OF THE INVENTION

[0012] Given the above figures, and in accordance with the numbering used, it is possible to see illustrative examples of the recommended clothes hanger, which includes the parts and items indicated and described in detail below.

[0013] Thus, as shown in those figures, the clothes hanger (1) in question consists, as is well known, of a tool made of wood, plastic, metal or any other material or combination of these, consisting of a hook (2) from which two angled arms (3) branch out, and on which the shoulders of the garments to be hung lie and, if necessary, a horizontal lower bar (4) which connects the ends of the arms (3) and is used to hang trousers.

[0014] On the basis of this configuration, the clothes hanger (1) also includes a shoehorn (5) on at least one

of the arm ends (3).

**[0015]** In one option for use, this shoehorn (5) is formed by the existence of a grooved extension of the arm itself (3), which widens slightly at the end, and which does in turn have a rounded edge.

**[0016]** In this option, the clothes hanger will preferably have a shoehorn (5) on each arm (3), giving a symmetry and balance to the clothes hanger (1), as shown in the example in figure 1.

**[0017]** However, as an alternative option, the shoehorn (5) is an additional part which is connected to the end of the arm (3) by means of a hinged connection (6), such as a rivet, so that it can be placed in a position of use, unfolded or extended, as shown in the example in figure 2, or in an idle or non-use position, in which the shoehorn retracts towards the inner part of the hanger (1).

**[0018]** Having described nature of this invention, as well as the manner in which it is to be put into practice, no further explanation is considered necessary to allow any person skilled in the art to understand its scope and the advantages derived from it, it being understood that, as part of its essential nature, it may be used in other ways whose details differ from those indicated by way example, and which will also receive the protection obtained, provided its basic principle is not altered, changed or modified.

## Claims

1. DUAL-PURPOSE CLOTHES HANGER, comprising a hook (2) from which two angled arms (3) branch out for hanging garments such as suits, jackets or shirts and, with or without a horizontal lower bar (4) that joins the ends of the arms (3) to hang trousers, and which is also **characterized by** the fact that it includes, on at least one of the ends of the arms (3), a shoehorn (5).

2. DUAL-PURPOSE CLOTHES HANGER, according to claim 1, **characterized by** the fact that the shoehorn (5) is formed by the existence of a grooved extension of the arm itself (3), which widens slightly at the end and which does in turn have a rounded edge.

3. DUAL-PURPOSE CLOTHES HANGER, according to claim 2, **characterized by** the fact it has a shoehorn (5) on each arm (3).

4. DUAL-PURPOSE CLOTHES HANGER, according to claim 1, **characterized by** the shoehorn (5) being an additional part which is attached to the end of the arm (3) by means of a hinged connection (6) so that it can be placed in a position for use, unfolded or extended, or in an idle or non-use position, where it retracts towards the inner part of the hanger (1).

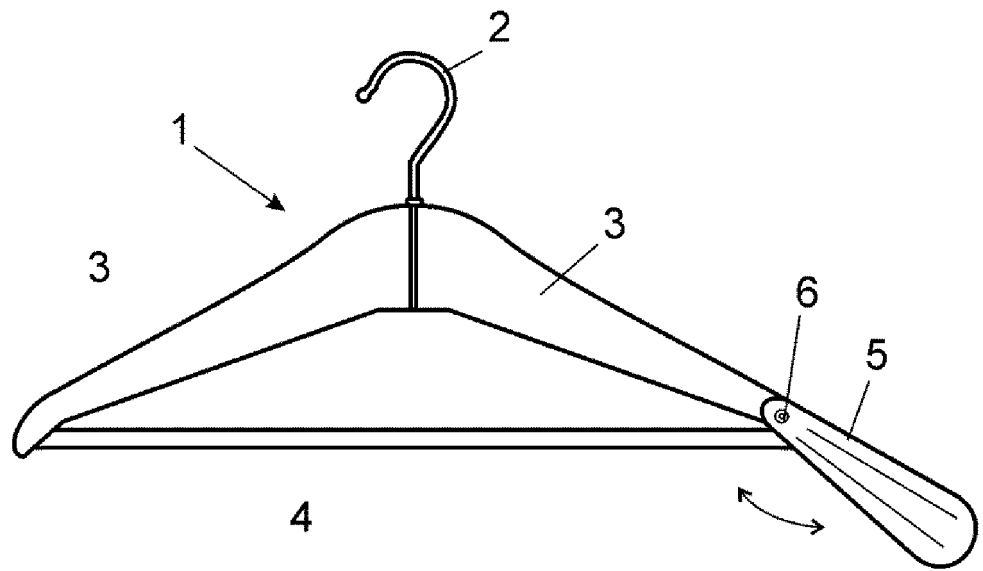
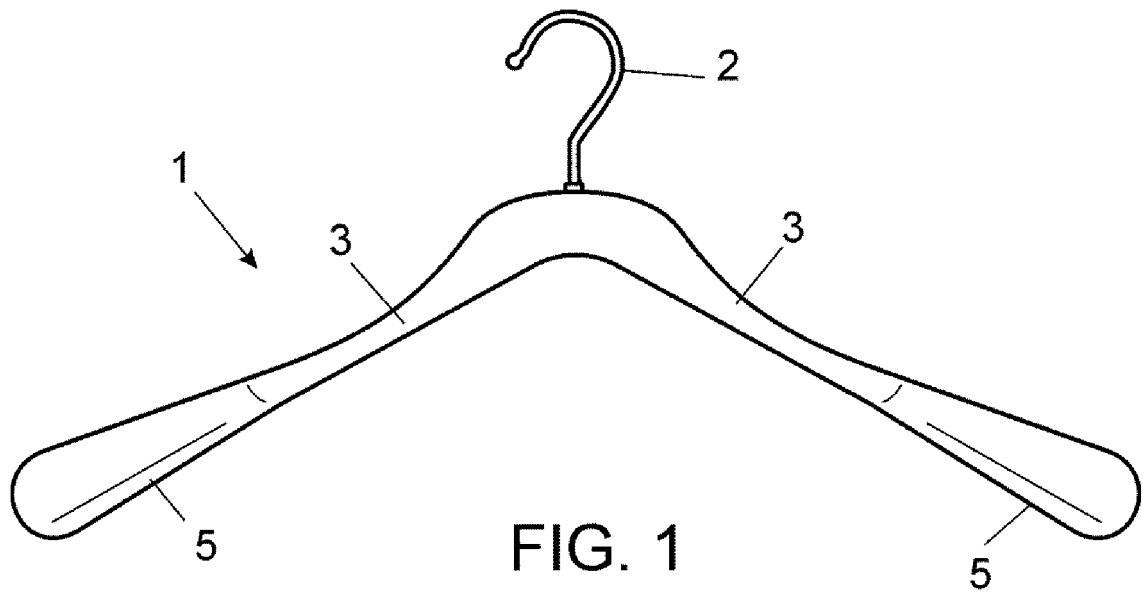
5. DUAL-PURPOSE CLOTHES HANGER, according

to claim 4, **characterized by** the fact that the hinged connection (6) on the shoehorn (5) at the end of the arm (3) consists of a rivet that allows it to rotate.

## Statement under Art. 19.1 PCT

1. DUAL-PURPOSE CLOTHES HANGER, comprising a hook (2) from which two angled arms (3) branch out for hanging garments such as suits, jackets or shirts, with or without a horizontal lower bar (4) that joins the ends of the arms (3) to hang trousers. It includes a shoehorn (5) on at least one of the ends of the arms (3), being **characterized by** the fact that the shoehorn (5) is an additional element which is connected to the end of the arm (3) by means of a hinged connection (6), so that it can be placed in a position for use, folder or extended, or in an idle or non-use position, where it retracts towards the inner part of the hanger (1)

2. DUAL-PURPOSE CLOTHES HANGER, according to claim 1, **characterized by** the hinged connection (6) of the shoehorn (5) at the end of the arm (3), consisting of a rivet that allows it to rotate.



## INTERNATIONAL SEARCH REPORT

International application No.  
PCT/ES2016/070812

## A. CLASSIFICATION OF SUBJECT MATTER

**See extra sheet**

According to International Patent Classification (IPC) or to both national classification and IPC

## B. FIELDS SEARCHED

Minimum documentation searched (classification system followed by classification symbols)

A47G

Documentation searched other than minimum documentation to the extent that such documents are included in the fields searched

Electronic data base consulted during the international search (name of data base and, where practicable, search terms used)

EPODOC, INVENES, WPI

## C. DOCUMENTS CONSIDERED TO BE RELEVANT

Category*	Citation of document, with indication, where appropriate, of the relevant passages	Relevant to claim No.
X Y	DE 7501109U U 15/05/1975, the whole document.	1-3 4-5
X	DE 202005009865U U1 (LOHBERG WERNER ET AL.) 22/09/2005, the whole document.	1
X	DE 202013011354U U1 (ZILIUS MARIO) 12/03/2014, the whole document.	1
X Y	GB 841728 A (ERIC SEGER) 20/07/1960, the whole document.	1-3 4-5

☐ Further documents are listed in the continuation of Box C.

☒ See patent family annex.

\* Special categories of cited documents: "T" later document published after the international filing date or priority date and not in conflict with the application but cited to understand the principle or theory underlying the invention

"A" document defining the general state of the art which is not considered to be of particular relevance.

"E" earlier document but published on or after the international filing date

"L" document which may throw doubts on priority claim(s) or which is cited to establish the publication date of another citation or other special reason (as specified) "X" document of particular relevance; the claimed invention cannot be considered novel or cannot be considered to involve an inventive step when the document is taken alone

"O" document referring to an oral disclosure use, exhibition, or other means. "Y" document of particular relevance; the claimed invention cannot be considered to involve an inventive step when the document is combined with one or more other documents, such combination being obvious to a person skilled in the art

"P" document published prior to the international filing date but later than the priority date claimed "&" document member of the same patent family

Date of the actual completion of the international search  
06/02/2017

Date of mailing of the international search report  
(08/02/2017)

Name and mailing address of the ISA/

Authorized officer  
P. Alonso Gaston

OFICINA ESPAÑOLA DE PATENTES Y MARCAS  
Paseo de la Castellana, 75 - 28071 Madrid (España)  
Facsimile No.: 91 349 53 04

Telephone No. 91 3495323

Form PCT/ISA/210 (second sheet) (January 2015)

INTERNATIONAL SEARCH REPORT

International application No.

PCT/ES2016/070812

5

**CLASSIFICATION OF SUBJECT MATTER**

*A47G25/14* (2006.01)

*A47G25/82* (2006.01)

*A47G25/28* (2006.01)

10

15

20

25

30

35

40

45

50

55

Form PCT/ISA/210 (extra sheet) (January 2015)

INTERNATIONAL SEARCH REPORT

International application No.

PCT/ES2016/070812

Information on patent family members

Patent document cited in the search report	Publication date	Patent family member(s)	Publication date
DE7501109U U	30.11.0002	NONE	
-----	-----	-----	-----
GEU20161911Y Y	10.11.2016	NONE	
-----	-----	-----	-----
DE202005009865U U1	22.09.2005	NONE	
-----	-----	-----	-----
DE202013011354U U1	12.03.2014	NONE	
-----	-----	-----	-----
GB841728 A	20.07.1960	NONE	
-----	-----	-----	-----

Form PCT/ISA/210 (patent family annex) (January 2015)