



(12) **EUROPEAN PATENT APPLICATION**

(43) Date of publication:  
**28.11.2018 Bulletin 2018/48**

(51) Int Cl.:  
**G06Q 10/04 (2012.01) G06F 1/32 (2006.01)**

(21) Application number: **18172770.2**

(22) Date of filing: **16.05.2018**

(84) Designated Contracting States:  
**AL AT BE BG CH CY CZ DE DK EE ES FI FR GB GR HR HU IE IS IT LI LT LU LV MC MK MT NL NO PL PT RO RS SE SI SK SM TR**  
Designated Extension States:  
**BA ME**  
Designated Validation States:  
**KH MA MD TN**

(72) Inventors:  
• **KOHTZ, Robert Arlan**  
**Morris Plains, NJ New Jersey 07950 (US)**  
• **AUSTIN, Rickey George**  
**Morris Plains, NJ New Jersey 07950 (US)**

(74) Representative: **Houghton, Mark Phillip**  
**Patent Outsourcing Limited**  
**1 King Street**  
**Bakewell, Derbyshire DE45 1DZ (GB)**

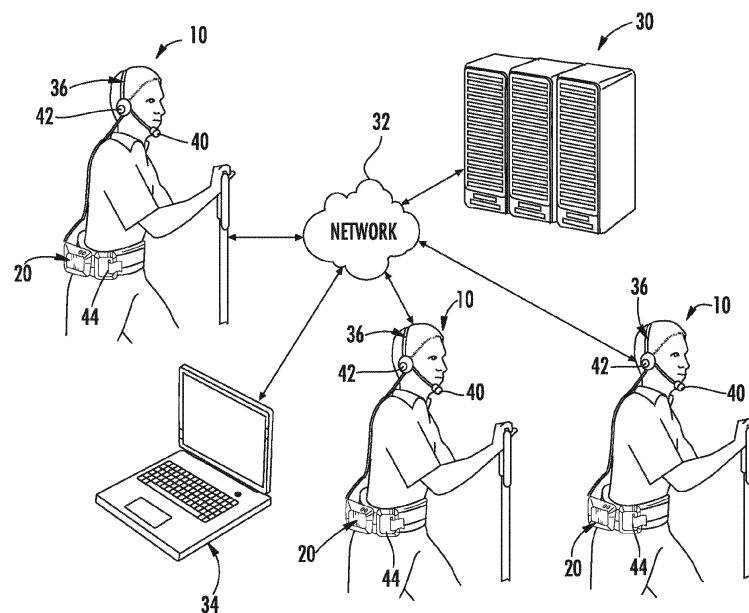
(30) Priority: **26.05.2017 US 201715606529**

(71) Applicant: **Hand Held Products, Inc.**  
**Fort Mill, SC 29707 (US)**

(54) **METHODS FOR ESTIMATING A NUMBER OF WORKFLOW CYCLES ABLE TO BE COMPLETED FROM A REMAINING BATTERY CAPACITY**

(57) Methods are provided for generating an estimated number of workflow cycles able to be executed with a remaining battery capacity of a battery in a device. A workflow cycle comprising a predefined series of tasks of a work application executed during a defined time-frame is defined. Beginning battery capacity is determined at start of work application execution. End battery

capacity at completion of work application execution is determined. Battery usage estimate associated with work application is calculated from difference between beginning battery capacity and end battery capacity. The estimated number of workflow cycles able to be executed is based on the remaining battery capacity and the battery usage estimate.



**FIG. 1**

## Description

### FIELD OF THE INVENTION

**[0001]** The present invention relates to battery-powered mobile devices, and more particularly, relates to estimating a number of workflow cycles able to be completed from the remaining battery capacity of a battery in the battery-powered mobile device.

### BACKGROUND

**[0002]** Mobile computer terminals or devices (hereinafter "mobile devices" or simply "devices") are used for a wide variety of tasks. Such mobile devices allow workers using them ("users") to maintain mobility, while providing the users with desirable computing and data gathering and processing functions. One example of a specific use for a mobile device is within a product management system that involves product distribution and tracking as well as product inventory management. Such systems are sometimes referred to as warehouse management systems (WMS). In a conventional WMS system, a large number of users (each using a mobile device) are directed, through speech, to move throughout a warehouse and complete various tasks, such as to pick certain products to fill an order or to put away or replenish items at storage locations. To that end, the mobile devices are loaded prior to the start of each user work shift with one or more work applications. Such work applications each include a plurality of tasks that are to be performed by the user in a particular workflow cycle. The work application is then executed by the mobile device, with the mobile device facilitating execution of the work application. In that way, the workflow cycle is completed (more particularly, the various tasks of the work application are completed) and data that is associated with the work application/workflow cycle is generated and collected.

**[0003]** Such mobile devices utilize portable power elements, such as batteries for power. The power consumption of the mobile device facilitating execution of the work application may vary somewhat radically based upon the work application that is being executed on the mobile device. The load on the CPU or other processor required by a work application may be different between various work applications. For example, some work applications consume power in bursting spikes of high power consumption, while other work applications might consume a higher consistent and average amount of power.

**[0004]** While the user may know the remaining battery capacity from a fuel gauge (an exemplary battery monitor) of the mobile device or another source, the current mobile device user cannot translate the fuel gauge information (remaining battery capacity) into the number of workflow cycles that can be completed with the mobile device facilitating execution of a particular work application. Therefore, the user may unexpectedly have to change or recharge a battery in the middle of a particular

work application or shift, if the remaining battery capacity becomes too low or if power is lost. Recharging or changing batteries or losing power within the middle of a particular work application or shift cuts down on the efficiency of a user, and therefore, increases the overall cost of performing the workflow cycle.

**[0005]** Therefore, a need exists for methods for estimating a number of workflow cycles able to be completed from the remaining battery capacity of a battery in the battery-powered mobile device facilitating execution of a particular work application.

### SUMMARY

**[0006]** Accordingly, in one aspect, the present invention embraces a method for generating an estimated number of workflow cycles able to be executed with a remaining battery capacity of a battery in a device. The method comprises defining a workflow cycle comprising a predefined series of tasks of a work application executed during a defined timeframe. A beginning battery capacity of a battery in the device is determined at a start of an execution of the work application. An end battery capacity of the battery in the device at completion of execution of the work application is determined. The beginning battery capacity and the end battery capacity comprise battery usage data. A battery usage estimate associated with the work application is calculated from a difference between the beginning battery capacity and the end battery capacity. At least one of the battery usage data and the battery usage estimate associated with the work application is stored. The remaining battery capacity at a start of another execution of the workflow cycle is determined. The estimated number of workflow cycles able to be executed based on the remaining battery capacity and the battery usage estimate is calculated.

**[0007]** In an exemplary embodiment, a method comprises determining a remaining battery capacity of a battery in a battery-powered device configured to facilitate execution of a work application in a workflow cycle. An estimated number of the workflow cycle able to be executed with the battery-powered device is determined by dividing the remaining battery capacity by a battery usage estimate associated with the work application. The estimated number of the predefined workflow cycle able to be executed is outputted.

**[0008]** In another exemplary embodiment, a method is provided for providing a user of a battery-powered device with an estimated number of a workflow cycle able to be executed with the battery-powered device configured to facilitate execution of a work application. The method comprises determining a remaining battery capacity of a battery in the battery-powered device, calculating the estimated number from the remaining battery capacity and a battery usage estimate associated with the work application, and outputting the estimated number to the user. The estimated number comprises a quotient obtained by dividing the remaining battery capacity by the battery us-

age estimate.

**[0009]** The foregoing illustrative summary, as well as other exemplary objectives and/or advantages of the invention, and the manner in which the same are accomplished, are further explained within the following detailed description and its accompanying drawings.

#### BRIEF DESCRIPTION OF THE DRAWINGS

##### **[0010]**

FIG. 1 is a diagrammatic illustration of an exemplary mobile device workplace environment including workers having mobile devices and a management computer in communication with the mobile devices in accordance with various embodiments of the present invention;

FIG. 2 is a schematic diagram of exemplary components of one of the mobile devices of FIG. 1, according to various embodiments of the present invention;

FIG. 3 is a flow diagram illustrating a method for estimating a number of workflow cycles able to be completed from the remaining battery capacity of a battery in the mobile device of FIGS. 1 and 2; and

FIG. 4 is an exemplary display icon representing the estimated number of workflow cycles able to be completed from the remaining battery capacity of the battery in the mobile device, according to various embodiments of the present invention.

#### DETAILED DESCRIPTION

**[0011]** Various embodiments are directed to methods for generating an estimated number of workflow cycles able to be executed with a remaining battery capacity of a battery in a mobile device (a "battery-powered mobile device" or simply "device"). The mobile device is configured to facilitate execution of a work application. As used herein, the term "workflow cycle" comprises a defined timeframe in which the "work application" comprising a predefined series of tasks is executed. Therefore, the estimated number of workflow cycles able to be executed refers to the number of times that the work application may be executed from beginning to end.

**[0012]** As noted previously, users of battery-powered mobile devices have a difficult time translating current battery fuel gauge information (e.g., remaining battery capacity) into predictive workflow operation cycles. For example, while a user may determine the percentage of charge remaining in the battery of the mobile device (i.e., the remaining battery capacity) from, for example, a battery monitor, the user currently cannot determine the number of workflow cycles that can be performed with the remaining charge. Various embodiments generate an estimated number of workflow cycles able to be exe-

cuted with the remaining battery capacity of the battery in the mobile device configured to help facilitate execution of a particular work application in a single workflow cycle. Various embodiments enable a user to know in advance of performing the workflow cycle if the workflow cycle can be completed (i.e., all the tasks of the particular work application completed) with the remaining battery capacity, and specifically how many workflow cycles he/she can complete before power is lost or until a minimum power threshold is reached. Therefore, various embodiments reduce the need to recharge/change a battery within the middle of a particular work application or shift. Various embodiments also reduce the chance of losing power within the middle of a particular work application or shift. Therefore, the efficiency of a user may be increased, with a corresponding decrease in the overall cost of the workflow cycle.

**[0013]** Referring now to FIG. 1, an exemplary mobile device workplace environment is depicted including a plurality of workers or users 10. As shown in FIG. 1, the users are equipped with battery-powered portable or mobile devices 20 that are in communication with a WMS system computer or server 30 over a communication network 32. Each mobile device may also be in communication with a management computer 34 that runs management software for managing the mobile device 20. The WMS system computer or server and the management computer 34 are well known in the art, and therefore will not be described in any further detail here. The mobile device may communicate with one or more of the management computers 34 for the purposes of managing and configuring the mobile device, loading work applications onto the mobile device, managing the users that are working with the mobile device, and providing system diagnostics. The management computer may process collected data. For the various embodiments discussed herein, the mobile device is a mobile computer terminal that utilizes speech functionality. However, the present invention is not limited to such terminals, and will have applicability to other mobile devices that implement specific applications using a battery.

**[0014]** In accordance with various embodiments of the present invention, the mobile device is configured to facilitate execution of the work application in a workflow cycle as noted previously. For example, in work environments (such as depicted in FIG. 1) where workers or users wear mobile devices to receive instructions related to tasks to be performed by the worker (such as in a warehouse management system (WMS)), the work application may be loaded onto the mobile devices, for example wirelessly by an IT department or the like and updated periodically. Using a speech dialog through the mobile device and headset, a user is directed to move around to various locations, to perform the various tasks of the work application and to respond to inquiries using speech. In that way, the various tasks are completed.

**[0015]** Each mobile device may be coupled with a suitable headset 36 to be worn by a user for interfacing with

the mobile device using speech. The headset 36 includes one or more microphones 40 that capture user speech and one or more speakers 42 that play speech commands to a user, such as to direct the user through the plurality of tasks of the particular work application being executed or run in the workflow cycle by the mobile device.

**[0016]** In addition to the speech dialog, various peripheral devices may be implemented and interfaced with the mobile device, such as a barcode or RFID reader, a display, a printer, or other devices to operate in conjunction with the speech dialog for facilitating the various work tasks of the work application in the workflow cycle. For example, the mobile device may be coupled with one or more peripheral devices. For example, FIG. 1 illustrates each of the mobile devices coupled with a portable printer 44.

**[0017]** Referring now to FIG. 2, according to various embodiments, an exemplary mobile device 20 configured to execute a work application in a workflow cycle is depicted. The exemplary mobile device includes a processor 111 and memory 112, where memory 112 includes one or more software applications 114 resident in memory 112. For example, such software applications may comprise one or more applications configured to be executed by processor 111, such as the work applications that include a series of tasks to be performed by a user in a predefined timeframe comprising the workflow cycle. Software applications 114 may also be configured to include battery usage data and/or battery usage estimates as hereinafter described.

**[0018]** The mobile device 20 may also include one or more I/O network interfaces 118 to transmit and receive communications between management computer 104 and the mobile device over communication network 32. The I/O interface 118 may also be configured to receive input from a variety of sources including for example, speech input from a headset microphone or scanner/reader input from a barcode or RFID scanner/reader, and also to output data or communications, such as a text-to speech output to a headset speaker to be heard by a user. Suitable mobile devices for implementing the present invention are the TALKMAN® devices available from Honeywell International, Inc.

**[0019]** The processor 111 of the mobile device 20 may execute computer program code in one or more memory 112 and/or storage devices 113 of the mobile device, and that memory may represent random access memory (RAM) devices comprising the main storage of a computer, as well as any supplemental levels of memory, e.g., cache memories, non-volatile or backup memories (e.g., programmable or flash memories), read-only memories, etc. In addition, a memory may be considered to include memory storage physically located elsewhere in a computer, e.g., any cache memory in a processor, as well as any storage capacity used as a virtual memory, e.g., as stored on a mass storage device or on another interconnected computer.

**[0020]** Still referring to FIG. 2, in accordance with various embodiments of the present invention, the subsystems in the exemplary mobile device of FIG. 3 are electrically connected via a coupler (e.g., wires, traces, etc.) to form an interconnection subsystem. The interconnection system may include power buses or lines (e.g., power bus 140 of FIG. 2), data buses (e.g., data bus 110 of FIG. 2), instruction buses, address buses, etc., which allow operation of the modules/subsystems and the interaction there between. For example, FIG. 2 depicts the power bus 140 electrically connected to a plurality of exemplary components in the depicted exemplary mobile device useful in the methods for estimating the number of workflow cycles able to be executed with a remaining battery capacity of the battery in the mobile device configured to facilitate execution of the work application. The power bus 140 is depicted as connected to the processor 111, the memory 112, storage 113, the network interface 118, and a display 120 of the exemplary mobile device 20. The data bus 110 connects the processor, the memory, and storage, to the network interface 118 and the display. The display 120 may include a graphical user interface 133. It is to be understood that there may be a fewer or a greater number of components in the mobile device. In addition, there may be more than one of any component identified in FIG. 2 according to various embodiments of the present invention.

**[0021]** Still referring to FIG. 2, the mobile device also includes a power source, such as the battery 145 that provides power to the processor and other electronic circuitry of the devices for their operation. The mobile device also includes a fuel gauge (e.g., battery monitor 202) coupled to the battery. The battery life of each mobile device is monitored by the battery monitor 202 and managed during its use so that the user knows the remaining battery capacity of the battery in the mobile device. The battery monitor or the like provides an indication to the user of the existing battery life (i.e., the remaining battery capacity) for the battery in the mobile device during execution of the particular work application.

**[0022]** Referring now to FIG. 3, according to various embodiments of the present invention, a method 100 for generating an estimated number of workflow cycles able to be executed with a remaining battery capacity of a battery in the device comprises defining the work application of a workflow cycle (step 310) (more particularly, defining the tasks that make up the work application). This step may be performed any time prior to executing the work application in the workflow cycle.

**[0023]** Still referring to FIG. 3, according to various embodiments of the present invention, the method 100 for generating an estimated number of workflow cycles able to be executed with a remaining battery capacity of a battery in the device continues by determining a beginning battery capacity of the battery in the mobile device 20 at a start of an execution of the work application (step 320). The beginning battery capacity, an end battery capacity, and the remaining battery capacity are deter-

mined from the battery monitor 202 in the mobile device. In accordance with various embodiments of the present invention, the battery monitor 202 or the like may provide an indication to the user of the existing battery life for the battery in the mobile device at the start of the execution of the particular work application (i.e., "a beginning battery capacity"). As hereinafter described, the battery monitor or the like also provides an indication to the user of the existing battery life at completion of execution of the work application (the "end battery capacity"). Battery usage is monitored, and data is collected based on the particular work application. The beginning battery capacity data and the end battery capacity data are included in "battery usage data". Battery usage data may also include other information, such as the run-time of work application being executed, as well as changes in operating parameters of the battery, during execution of the work application. In accordance with various embodiments of the present invention, battery usage data is generated during execution of a work application.

**[0024]** Still referring to FIG. 3, according to various embodiments of the present invention, the method 100 for generating an estimated number of workflow cycles able to be executed with a remaining battery capacity of a battery in the mobile device continues by executing the work application in the workflow cycle (step 330). A single workflow cycle is completed by completing execution of the work application (i.e., by completing the predefined tasks of the work application in the defined timeframe).

**[0025]** Still referring to FIG. 3, according to various embodiments of the present invention, the method 100 for generating an estimated number of workflow cycles able to be executed with a remaining battery capacity of a battery in the device continues by determining an end battery capacity of the battery in the device at completion of execution of the workflow cycle (step 340). As noted previously, the end battery capacity can be determined from the battery monitor.

**[0026]** Still referring to FIG. 3, according to various embodiments of the present invention, the method 100 for generating an estimated number of workflow cycles able to be executed with a remaining battery capacity of a battery in the device continues by calculating a battery usage estimate associated with the particular work application from a difference between the beginning battery capacity and the end battery capacity (step 350), i.e., the battery usage estimate comprises the difference in battery capacity at the start of execution of the work application (the beginning battery capacity) and the battery capacity at completion of execution of the predefined workflow cycle (the end battery capacity). The battery usage estimate represents the estimated power consumed during execution of the particular work application in a single workflow cycle.

**[0027]** As hereinafter described, in accordance with various embodiments of the present invention, the battery usage estimate is used to estimate the number of workflow cycles able to be completed with the remaining

battery capacity of the battery in the mobile device facilitating execution of the particular work application. While the battery usage estimate may be calculated (the difference between the beginning battery capacity and the end battery capacity) from execution of the particular work application in a single workflow cycle, it is to be understood that greater accuracy in the battery usage estimate may be achieved from multiple executions of the particular work application over multiple workflow cycles and/or by multiple mobile devices, i.e., the battery usage estimate is best developed from a large number of uses as previously noted, and thus, a plurality of work application executions may be monitored, such as by the management computer 104. The work applications may be executed on a plurality of battery-powered devices by users doing work and/or over a plurality of workflow cycles by the same user or different users.

**[0028]** In accordance with various embodiments of the present invention, the battery usage data (including the beginning battery capacity and the end battery capacity) from executing the particular work application over one or more workflow cycles and/or from a plurality of mobile devices executing generally the same particular work application may be stored and aggregated and/or averaged for the purpose of calculating the battery usage estimate, as hereinafter described. For example, the battery usage data for all mobile devices that are executing generally the same work application may be aggregated and/or averaged for calculating an average battery usage estimate for a fully-charged battery executing the particular work application. Battery usage data for a plurality of different devices that are each executing the work application may be stored and aggregated and/or averaged. The aggregated battery usage data for the various monitored battery performance metrics are stored and associated with a specific work application. Using that battery usage data, the battery usage estimate is calculated, such as by the mobile device and/or the management computer 104. The battery usage estimate is associated with the particular work application.

**[0029]** The battery usage data and/or battery usage estimate may be updated as additional battery usage data and additional battery usage estimates are generated and collected. For example, the battery usage estimate associated with the particular work application may be aggregated and/or averaged over a plurality of devices so that the battery usage estimate for the mobile devices executing the particular work application may be determined. The battery usage estimate may be accumulated and stored in memory and associated with the particular work application. The battery usage estimate may be continuously updated, as more work applications are executed, and more data is aggregated and/or averaged for the particular work application.

**[0030]** In accordance with various embodiments of the present invention, the battery usage estimate from one or more executions of the particular work application may be used for calculating the estimated number of workflow

cycles able to be executed with the remaining battery capacity, according to various embodiments of the present invention. For example, the battery usage estimate from one or more prior executions may be used for the calculation, in which case the battery usage estimate comprises an "historical battery usage estimate". The historical battery usage estimate may be an aggregated and/or averaged battery usage estimate.

**[0031]** The battery usage estimate is application-specific with respect to a monitored work application. The battery usage estimate may be calculated using the aggregated and stored battery usage data. After data has been aggregated, a determination might be made regarding whether a battery usage estimate exists for the particular work application associated with the data. If not, a battery usage estimate might be calculated for the particular work application. If a battery usage estimate already exists, any newly-aggregated data might be used to update that battery usage estimate.

**[0032]** Still referring to FIG. 3, in accordance with various embodiments of the present invention, the battery usage estimate associated with the work application may be adjusted to account for one or more current environmental factors (i.e., to account for environmental factors that may have changed since generation of the historical battery usage estimate (e.g., temperature where the work application is being executed, radio signal strength, etc.) that may impact the battery usage estimate (step 355).

**[0033]** Still referring to FIG. 3, according to various embodiments of the present invention, the method 100 for generating an estimated number of workflow cycles able to be executed with a remaining battery capacity of a battery in the device continues by storing at least one of the battery usage data and the battery usage estimate associated with the work application (step 357). As noted previously, the battery usage data may be aggregated and/or averaged with battery usage data from other mobile devices executing the same particular work application and/or over multiple workflow cycles. Battery usage data and/or battery usage estimates may be stored in memory of the mobile device and/or management computer 34 and may be transmitted over communication network 32 to be loaded onto the mobile device.

**[0034]** As depicted in FIG. 3, steps 310 through 357 are considered part of a "learning mode" during which time the mobile device is measuring the power consumed while executing the particular work application in a particular workflow cycle to be able to calculate the battery usage estimate and to store the battery usage data/battery usage estimates to be used in a "battery mode" as hereinafter described.

**[0035]** In the "battery mode", as hereinafter described and depicted in FIG. 3, the battery usage estimate from the "learning mode" may then be retrieved and loaded onto the mobile device that is loaded with the particular work application for which battery usage data has been generated and collected (step 359). Once a battery usage estimate is established and tied to a particular work

application, it can be implemented and loaded onto a device each time, for each workflow cycle, that the mobile device will be used for that particular work application. The battery usage estimate may be loaded onto any mobile device that is loaded with and will be executing that particular work application. Based upon that loaded battery usage estimate, the estimated number of workflow cycles able to be executed with the remaining battery capacity of the battery in the mobile device configured to facilitate execution of the work application may be calculated by the mobile device and/or the management computer before the particular work application is executed. Battery usage estimates may be updated and/or loaded as desired based on the application and use of the device. Once a battery usage estimate is loaded onto a device, the device will operate utilizing that battery usage estimate,

**[0036]** Still referring to FIG. 3, according to various embodiments of the present invention, the method 100 for estimating a number of workflow cycles able to be executed with a remaining battery capacity of a battery in the device continues by determining the remaining battery capacity at a start of execution of the particular work application in another workflow cycle (step 360). In accordance with various embodiments of the present invention, if a battery usage estimate is already available, the method for estimating a number of workflow cycles able to be executed with a remaining battery capacity of a battery in the device may begin with step 360.

**[0037]** Still referring to FIG. 3, according to various embodiments of the present invention, the method 100 for generating an estimated number of workflow cycles able to be executed with a remaining battery capacity of a battery in the device continues by calculating the estimated number of workflow cycles able to be executed based on the remaining battery capacity and the battery usage estimate (step 370). The battery usage estimate may be from step 350 or by retrieving and loading the stored battery usage estimate (step 359) from step 357 (storing the battery usage estimate). As noted previously, prior to calculating the estimated number and in response to loading of the work application on the mobile device for execution thereof in another workflow cycle, the battery usage estimate from step 350 or from steps 357 and 359 may be used in calculating the estimated number of workflow cycles able to be executed from the remaining battery capacity. The estimated number of the workflow cycles able to be executed with the battery-powered device configured to facilitate execution of the particular work application associated with the battery usage estimate may be determined by dividing the remaining battery capacity by the battery usage estimate associated with the particular work application. The estimated number of the predefined workflow cycles able to be executed with the battery-powered device comprises the quotient obtained by dividing the remaining battery capacity with the battery usage estimate.

**[0038]** Still referring to FIG. 3, according to various em-

bodiments of the present invention, the method 100 for generating an estimated number of workflow cycles able to be executed with a remaining battery capacity of a battery in the device continues by outputting the estimated number (step 380). The mobile device may provide indications to the user of the device with respect to the estimated number of workflow cycles able to be executed with the remaining battery capacity of the device. The indication might be provided through the speech dialog in a speech-based device or system. Alternatively, other indication methods might be utilized, such as through a graphic display, or through indicator lights or some other appropriate manner of providing a perceptible indication to a user of a device. For example, FIG. 4 depicts an exemplary icon 400 with the number 27 comprising the (exemplary) estimated number of workflow cycles able to be completed with the remaining battery capacity of the device. Threshold points can be set to change background color, etc. as the estimated number counts down. For example, when the estimated number of workflow cycles able to be executed reaches, for example 10, the icon background color may change to yellow, and when the estimated number of workflow cycles able to be executed is down to 5, the icon background color may change to red. It is to be understood that the various thresholds, background colors, etc., if used, may be different than those described herein.

**[0039]** Still referring to FIG. 3, according to various embodiments of the present invention, the method 100 for generating an estimated number of workflow cycles able to be executed with a remaining battery capacity of a battery in the device may further comprise providing an alert if the estimated number is less than a predetermined minimum number (step 385).

**[0040]** Still referring to FIG. 3, according to various embodiments of the present invention, the method 100 for generating an estimated number of workflow cycles able to be executed with a remaining battery capacity of a battery in the device may further comprise providing instructions to recharge or replace the battery if the estimated number is less than a predetermined minimum number (step 390). Steps 385 and/or 390 may be performed according to various embodiments of the present invention. The "Usage Mode" includes steps 359, and steps 360-390. The Usage Mode includes the running workflows and using the remaining battery capacity and battery usage estimate to calculate the estimated number of workflow cycles able to be executed from the remaining battery capacity.

**[0041]** Still referring to FIG. 3, according to various embodiments, the method 100 for generating an estimated number of workflow cycles able to be executed with a remaining battery capacity of a battery in the device may further comprise generating additional battery usage data and an additional battery usage estimate when another workflow cycle is executed by the mobile device (step 410). The battery usage estimate and/or the battery usage data from prior execution of one or more of the work-

flow cycles may be updated with the additional battery usage data and the additional battery usage estimate (step 420). The aggregated and/or averaged battery usage data and/or battery usage estimate may be stored (step 357) for later retrieval and loading (step 359) in another workflow cycle. Steps 410 and 420 may be performed immediately after step 350, during steps 360 through 380, or after step 380. Steps 410 and 420 may also be considered part of the learning mode as depicted in FIG. 3.

**[0042]** From the foregoing, it is to be understood that the application-specific battery usage estimate may be used for a facility handling a number of different work applications, such as a warehouse facility. Application-specific battery usage estimates may be developed for each of the work applications handled at such a facility for more accurately providing the user with an estimated number of workflow cycles able to be completed with the remaining battery capacity of the battery used in the mobile device for executing the particular work application.

**[0043]** The routines executed to implement the embodiments of the invention, including the execution of routines associated with a battery usage estimate loaded on a device or associated with the aggregation of battery usage data or the generation of a battery usage estimate, whether implemented as part of an operating system or a specific application, component, program, object, module or sequence of instructions executed by one or more computing systems is referred to herein as a "sequence of operations," a "program product," or, more simply, "program". The program typically comprises one or more instructions that are resident at various times in various memory and storage devices in a computing system or device (e.g., the mobile terminal device, the management computer, etc.), and that, when read and executed by one or more processors of the system, cause the system to perform the steps necessary to execute steps, elements, and/or blocks embodying the various aspects of the invention. Furthermore, given the typically endless number of manners in which computer programs may be organized into routines, procedures, methods, modules, objects, and the like, as well as the various manners in which program functionality may be allocated among various software layers that are resident within a typical computer (e.g., operating systems, libraries, APIs, applications, applets, etc.), it should be appreciated that the invention is not limited to the specific organization and allocation of program functionality described herein.

**[0044]** In the specification and/or figures, typical embodiments of the invention have been disclosed. The present invention is not limited to such exemplary embodiments. The use of the term "and/or" includes any and all combinations of one or more of the associated listed items. The figures are schematic representations and so are not necessarily drawn to scale. Unless otherwise noted, specific terms have been used in a generic and descriptive sense and not for purposes of limitation.

**Claims**

1. A method for generating an estimated number of workflow cycles able to be executed with a remaining battery capacity of a battery in a device, the method comprising:
 

defining a workflow cycle comprising a predefined series of tasks of a work application executed during a defined timeframe; 5

determining a beginning battery capacity of a battery in the device at a start of an execution of the work application; 10

executing the work application; 15

determining an end battery capacity of the battery in the device at completion of execution of the work application, the beginning battery capacity and the end battery capacity comprising battery usage data; 20

calculating a battery usage estimate associated with the work application from a difference between the beginning battery capacity and the end battery capacity; 25

storing at least one of the battery usage data and the battery usage estimate associated with the work application; 30

determining the remaining battery capacity at a start of execution of the work application in another workflow cycle; 35

calculating the estimated number of workflow cycles able to be executed based on the remaining battery capacity and the battery usage estimate; and 40

outputting the estimated number. 45
2. The method according to claim 1, wherein determining the beginning battery capacity, the ending battery capacity, and the remaining battery capacity comprises determining from a battery monitor in the device. 50
3. The method according to claim 1, further comprising, prior to calculating the estimated number and in response to loading of the work application on the device for another workflow cycle, retrieving at least one of the battery usage data and the battery usage estimate from a memory of the device. 55
4. The method according to claim 3, further comprising:
 

generating additional battery usage data and an additional battery usage estimate from executing the work application in another workflow cycle; and 50

updating the battery usage estimate and the battery usage data from prior execution of the work application in one or more workflow cycles with the additional battery usage data and the addi-

tional battery usage estimate.

5. The method according to claim 2, further comprising adjusting the battery usage estimate associated with the work application to account for one or more current environmental factors.
6. The method according to claim 1, wherein outputting comprises at least one of displaying the estimated number and displaying an icon representative of the estimated number.
7. The method according to claim 1, further comprising providing an alert if the estimated number is less than a predetermined minimum number.
8. The method according to claim 1, further comprising providing instructions to recharge or replace the battery if the estimated number is less than a predetermined minimum number.



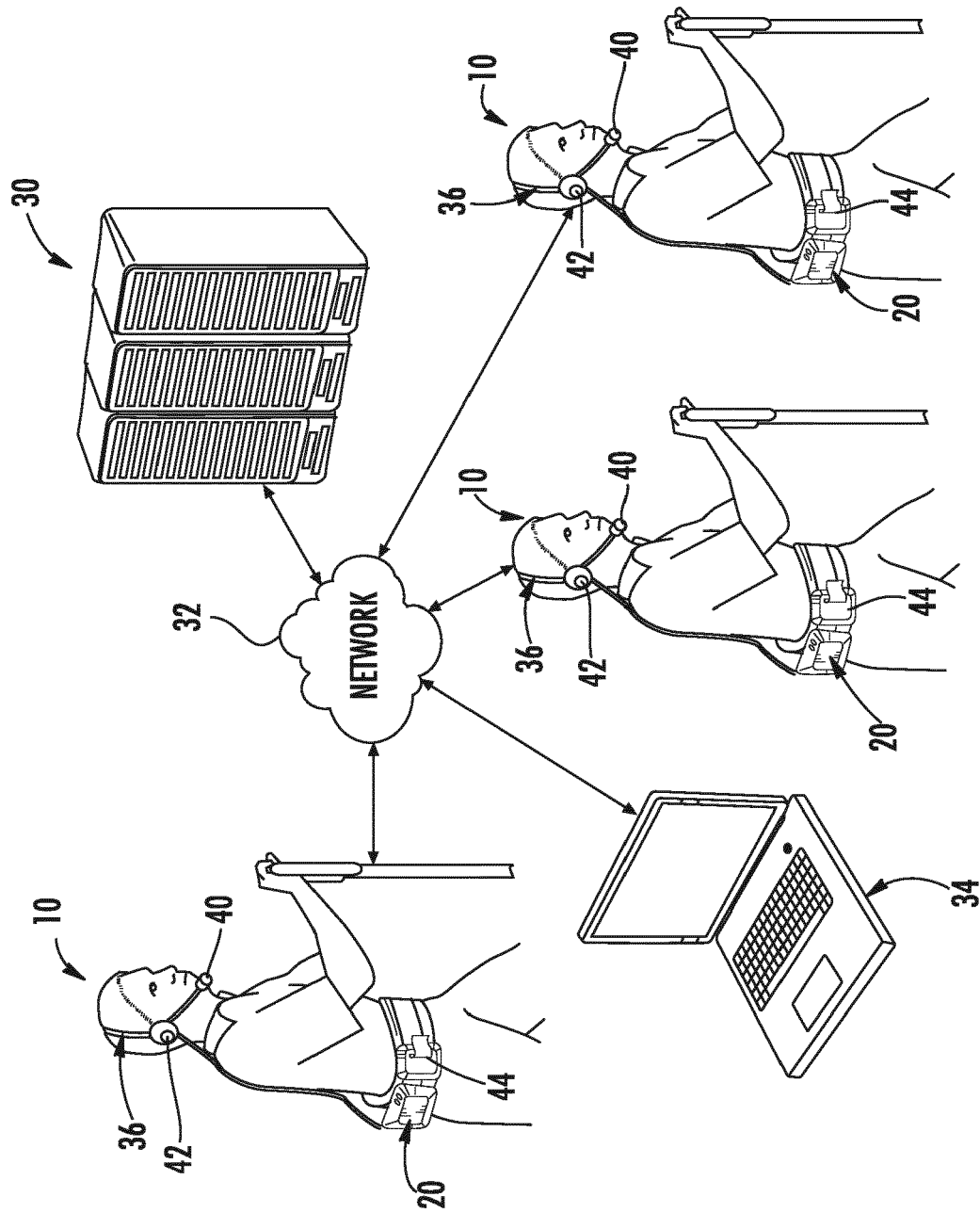


FIG. 1

20

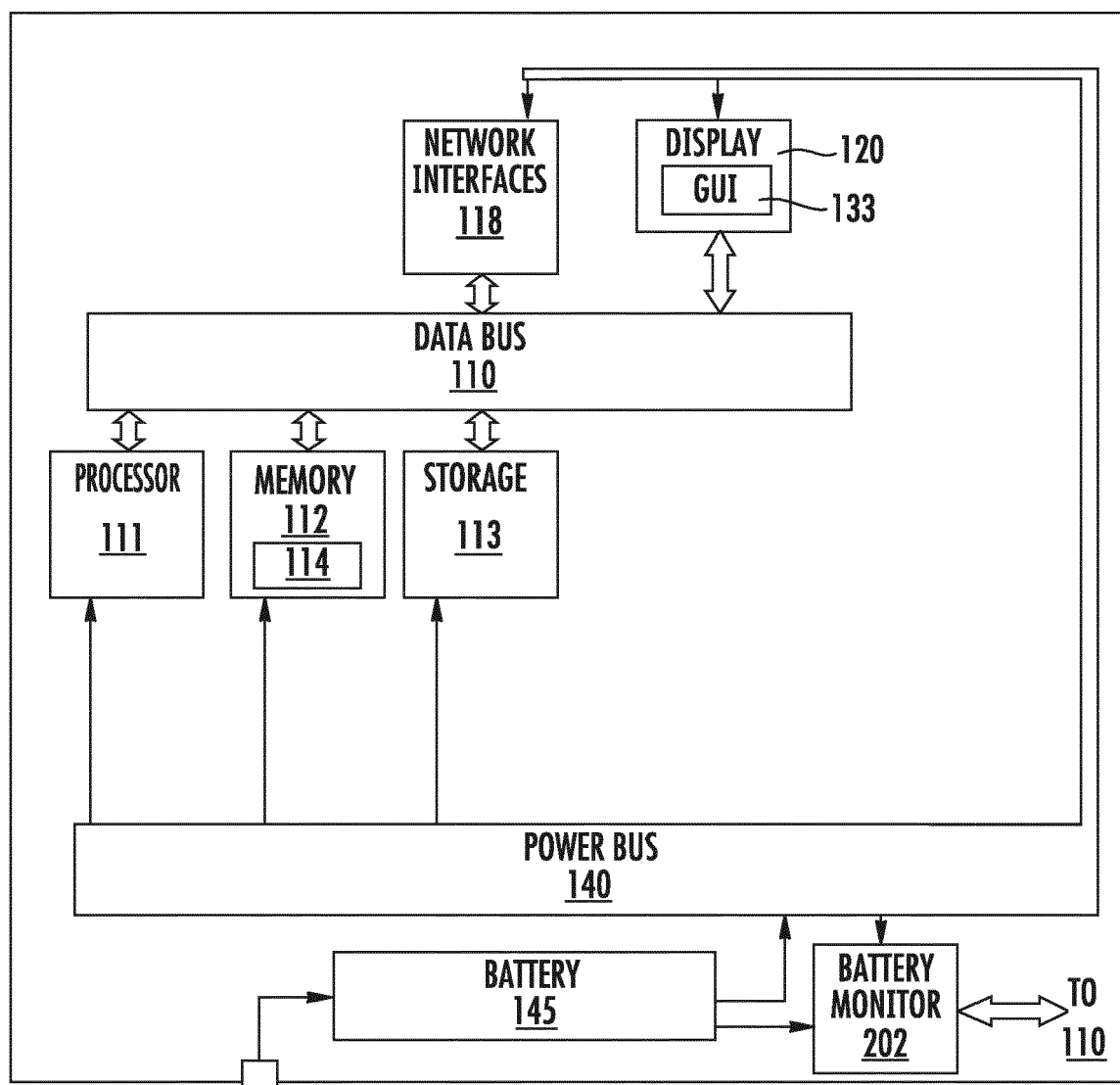

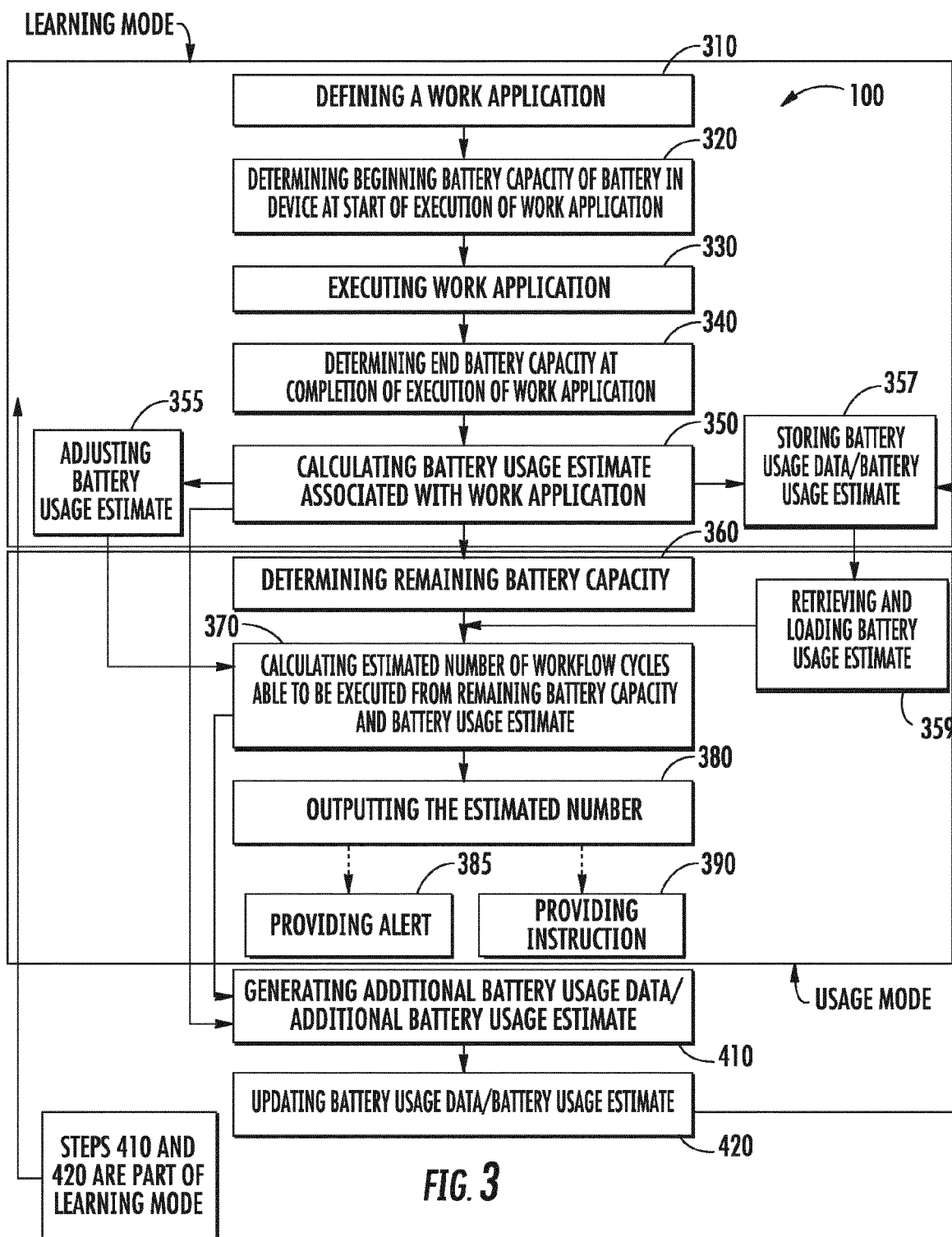


FIG. 2





## EUROPEAN SEARCH REPORT

Application Number  
EP 18 17 2770

5

10

15

20

25

30

35

40

45

50

55

DOCUMENTS CONSIDERED TO BE RELEVANT			
Category	Citation of document with indication, where appropriate, of relevant passages	Relevant to claim	CLASSIFICATION OF THE APPLICATION (IPC)
X	US 2011/154078 A1 (NRUSIMHAN N V LAKSHMI [IN] ET AL) 23 June 2011 (2011-06-23) * paragraph [0015] - paragraph [0018] * * paragraph [0032] - paragraph [0040] * * paragraph [0045] * * figures 1,3,7 *	1-8	INV. G06Q10/04 G06F1/32
X	US 2016/066278 A1 (ZHAO QIUJUN [CN] ET AL) 3 March 2016 (2016-03-03) * paragraph [0011] - paragraph [0021] * * paragraph [0035] - paragraph [0048] * * figures 2, 3 *	1-8	
			TECHNICAL FIELDS SEARCHED (IPC)
			G06Q G06F
The present search report has been drawn up for all claims			
Place of search <b>Munich</b>		Date of completion of the search <b>29 June 2018</b>	Examiner <b>Hasubek, Bodo</b>
<p>CATEGORY OF CITED DOCUMENTS</p> <p>X : particularly relevant if taken alone Y : particularly relevant if combined with another document of the same category A : technological background O : non-written disclosure P : intermediate document</p> <p>T : theory or principle underlying the invention E : earlier patent document, but published on, or after the filing date D : document cited in the application L : document cited for other reasons &amp; : member of the same patent family, corresponding document</p>			

 1  
EPO FORM 1503 03.02 (P04C01)

**ANNEX TO THE EUROPEAN SEARCH REPORT  
ON EUROPEAN PATENT APPLICATION NO.**

EP 18 17 2770

5

This annex lists the patent family members relating to the patent documents cited in the above-mentioned European search report.  
The members are as contained in the European Patent Office EDP file on  
The European Patent Office is in no way liable for these particulars which are merely given for the purpose of information.

29-06-2018

10

Patent document cited in search report	Publication date	Patent family member(s)	Publication date
US 2011154078 A1	23-06-2011	NONE	
US 2016066278 A1	03-03-2016	CN 105403836 A	16-03-2016
		US 2016066278 A1	03-03-2016

15

20

25

30

35

40

45

50

55

EPO FORM P0459

For more details about this annex : see Official Journal of the European Patent Office, No. 12/82