



(11) **EP 3 464 273 B9**

(12) **CORRECTED EUROPEAN PATENT SPECIFICATION**

(15) Correction information:
Corrected version no 1 (W1 B1)
Corrections, see
Claims EN 1

(51) Int Cl.:
C07D 403/04 ^(2006.01) **C07D 413/14** ^(2006.01)
C07D 403/14 ^(2006.01) **C07D 417/14** ^(2006.01)
A61K 31/4178 ^(2006.01) **A61P 11/00** ^(2006.01)

(48) Corrigendum issued on:
21.10.2020 Bulletin 2020/43

(86) International application number:
PCT/EP2017/062754

(45) Date of publication and mention
of the grant of the patent:
08.04.2020 Bulletin 2020/15

(87) International publication number:
WO 2017/207430 (07.12.2017 Gazette 2017/49)

(21) Application number: **17728091.4**

(22) Date of filing: **26.05.2017**

(54) **IMIDAZOLONE COMPOUNDS AS HUMAN NEUTROPHIL ELASTASE INHIBITORS**

IMIDAZOLON VERBINDUNGEN ALS HEMMER DER HUMANEN NEUTROPHILEN ELASTASE

COMPOSÉS D'IMIDAZOLONE COMME INHIBITEURS DE LA NEUTROPHILE ELASTASE HUMAINE

(84) Designated Contracting States:
AL AT BE BG CH CY CZ DE DK EE ES FI FR GB
GR HR HU IE IS IT LI LT LU LV MC MK MT NL NO
PL PT RO RS SE SI SK SM TR
Designated Extension States:
BA ME
Designated Validation States:
MA MD

(72) Inventors:
• **SUTTON, Jonathan Mark**
43122 Parma (IT)
• **HEALD, Robert Andrew**
43122 Parma (IT)
• **JENNINGS, Andrew Stephen Robert**
43122 Parma (IT)
• **CAPALDI, Carmelida**
43122 Parma (IT)
• **ARMANI, Elisabetta**
43122 Parma (IT)

(30) Priority: **31.05.2016 EP 16172196**

(43) Date of publication of application:
10.04.2019 Bulletin 2019/15

(74) Representative: **Bianchetti Bracco Minoja S.r.l.**
Via Plinio, 63
20129 Milano (IT)

(73) Proprietor: **Chiesi Farmaceutici S.p.A.**
43122 Parma (IT)

(56) References cited:
US-A1- 2011 082 155

EP 3 464 273 B9

Note: Within nine months of the publication of the mention of the grant of the European patent in the European Patent Bulletin, any person may give notice to the European Patent Office of opposition to that patent, in accordance with the Implementing Regulations. Notice of opposition shall not be deemed to have been filed until the opposition fee has been paid. (Art. 99(1) European Patent Convention).

DescriptionField of the Invention

5 **[0001]** This invention relates to imidazolone derivatives having human neutrophil elastase inhibitory properties, and their use in therapy.

Background of the invention

10 **[0002]** Human neutrophil elastase (HNE) is a 32 kDa serine proteinase found in the azurophilic granules of neutrophils. It has a role in the degradation of a wide range of extracellular matrix proteins, including fibronectin, laminin, proteoglycans, Type III and Type IV collagens as well as elastin (Bieth, G. in Regulation of Matrix accumulation, Mecham, R.P. (Eds), Academic Press, NY, USA 1986,217-306).

15 **[0003]** HNE has long been considered to play an important role in homeostasis through repair and disposal of damaged tissues via degradation of the tissue structural proteins. It is also relevant in the defense against bacterial invasion by means of degradation of the bacterial body. In addition to its effects on matrix tissues, HNE has been implicated in the upregulation of IL-8 gene expression and also induces IL-8 release from the epithelial cells of the lung. In animal models of Chronic Obstructive Pulmonary Disease induced by tobacco smoke exposure both small molecule inhibitors and protein inhibitors of HNE inhibit the inflammatory response and the development of emphysema (Wright, J.L. et al. Am. J. Respir. Crit. Care Med. 2002, 166, 954-960; Churg, A. et al. Am. J. Respir. Crit. Care Med. 2003, 168, 199-207). Thus, HNE may play a role both in matrix destruction and in amplifying inflammatory responses in chronic respiratory diseases where neutrophil influx is a characteristic feature. Indeed, HNE is believed to play a role in several pulmonary diseases, including chronic obstructive pulmonary disease (COPD), cystic fibrosis (CF), acute respiratory distress syndrome (ARDS), pulmonary emphysema, pneumonia and lung fibrosis. It is also implicated in several cardiovascular diseases in which tissue remodeling is involved, for example, in heart failure and the generation of ischemic tissue injury following acute myocardial infarction.

20 **[0004]** COPD is an umbrella term encompassing three different pathological conditions, all of which contribute to limitation of airflow: chronic bronchitis, emphysema and small-airway disease. Generally all three will exist to varying extents in patients presenting with COPD, and all three may be due to neutrophil-mediated inflammation, as supported by the increased number of neutrophils observed in bronchoalveolar leakage (BAL) fluids of COPD patients (Thompson, A.B.; Daughton, D.; et al. Am. Rev. Respir. Dis. 1989, 140, 1527-1537).

25 **[0005]** The major pathogenic determinant in COPD has long been considered to be the protease-anti-protease balance (also known as the "elastase:anti-elastase hypothesis"), in which an imbalance of HNE and endogenous antiproteases such as α 1-antitrypsin (α ₁-AT), secretory leukocyte protease inhibitor (SLPI) and pre-elafin leads to the various inflammatory disorders of COPD. Individuals that have a genetic deficiency of the protease inhibitor α 1-antitrypsin develop emphysema that increases in severity over time (Laurrell, C.B.; Eriksson, S Scand. J. Clin. Invest. 1963 15, 132-140). An excess of HNE is therefore destructive, leading to the breakdown of pulmonary morphology with loss of elasticity and destruction of alveolar attachments of airways in the lung (emphysema) whilst simultaneously increasing microvascular permeability and mucus hypersecretion (chronic bronchitis).

30 **[0006]** Several human neutrophil inhibitors have been disclosed so far. In particular, WO2011/110858, WO2011/110859, WO 2014/095700 and WO 2015/091281 describe pyrimidine derivatives having human neutrophil elastase inhibitory properties.

35 **[0007]** Although several HNE inhibitors have been disclosed so far as above reported, there is still a need for further HNE inhibitors. Particularly, there is still a need for further HNE inhibitors endowed with a high potency for HNE enzyme inhibition. Particularly advantageous would also be the identification of further HNE inhibitors endowed with a high potency for HNE enzyme inhibition and which would show an appropriate developability profile as an inhalation treatment.

40 **[0008]** The invention addresses the above mentioned need.

45 **[0009]** In one aspect the invention provides a compound of formula (I), or a pharmaceutically acceptable salt thereof

50

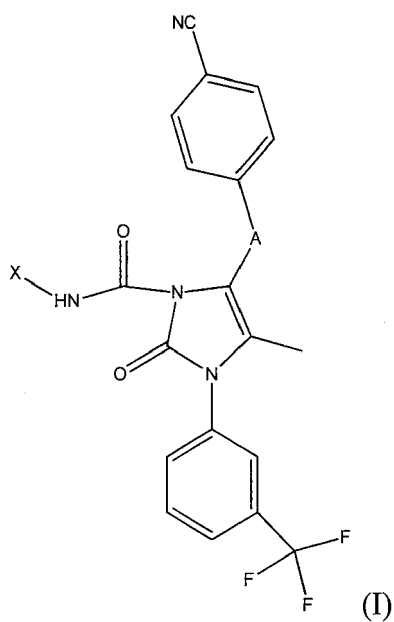
55

5

10

15

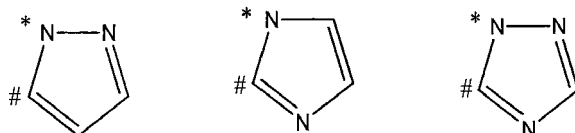
20



wherein

A is selected from the group consisting of

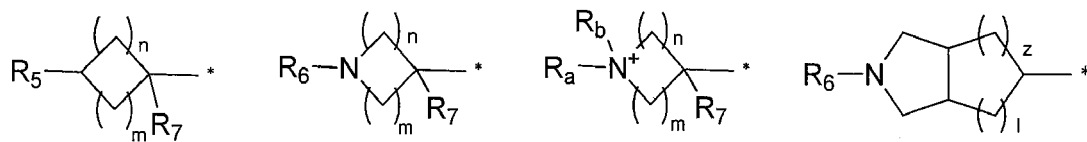
25



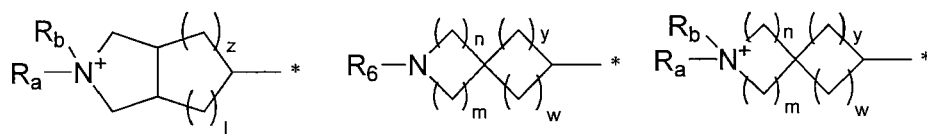
30

X is selected from the group consisting of

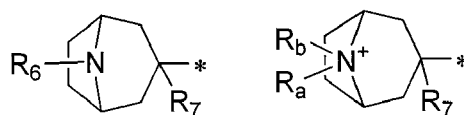
35



40



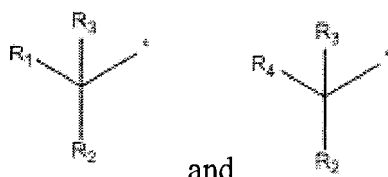
45



50

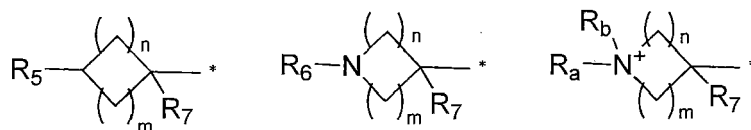
or is selected from the group consisting of

55



R_1 is selected from the group consisting of

5



n is an integer from 1 to 4;

10 m is 0 or an integer from 1 to 4;

t is 0 or an integer from 1 to 4;

y is an integer from 1 to 4;

w is an integer from 1 to 4;

z is 0 or 1;

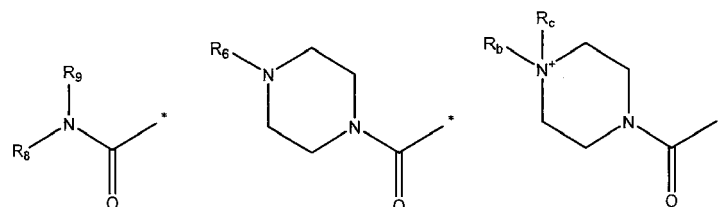
15 l is 0 or 1;

R_2 is -H or linear or branched $-(C_1-C_4)$ alkyl;

R_3 is linear or branched $-(C_1-C_4)$ alkyl or R_2 and R_3 may form together a cycloalkyl;

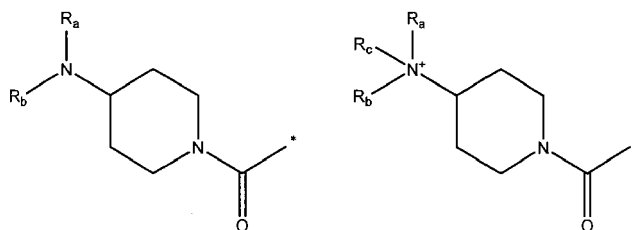
20 R_4 is selected from the group consisting of -arylene- (C_1-C_4) alkylene- NR_dR_e , -arylene- (C_1-C_4) alkylene- $N^+R_aR_bR_c$, -heteroarylene- (C_1-C_4) alkylene- NR_dR_e , -heteroarylene- (C_1-C_4) alkylene- $N^+R_aR_bR_c$ and heteroaryl, wherein any of such arylene- (C_1-C_4) alkylene- NR_dR_e , -arylene- (C_1-C_4) alkylene- $N^+R_aR_bR_c$, -heteroarylene- (C_1-C_4) alkylene- NR_dR_e , -heteroarylene- (C_1-C_4) alkylene- $N^+R_aR_bR_c$ and heteroaryl may be optionally substituted by one or more $-(C_1-C_4)$ alkyl or R_4 is selected from the group consisting of

25



30

35

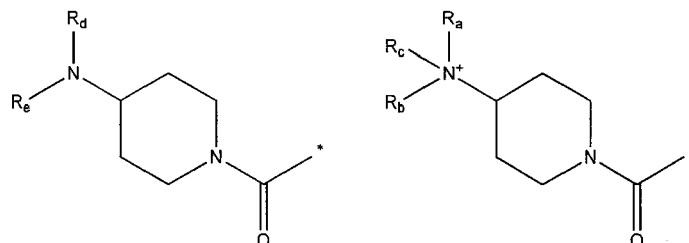


40

45 R_5 is selected from the group consisting of aryl- (C_1-C_4) alkylenoxy-, linear or branched (C_1-C_4) alkyl-OC(O)-NH-, $-(CH_2)_t-N^+R_aR_bR_c$, $-C(O)-N(R_{10})(C_1-C_4)$ alkylene- NR_dR_e , $-C(O)N(R_{10})(C_1-C_4)$ alkylene- $N^+R_aR_bR_c$, $-C(O)O(C_1-C_4)$ alkylene- NR_dR_e , $-C(O)O(C_1-C_4)$ alkylene- $N^+R_aR_bR_c$, $-(CH_2)_tNHC(O)-(C_1-C_4)$ alkylene- NR_dR_e , $-(CH_2)_tNHC(O)-(C_1-C_4)$ alkylene- $N^+R_aR_bR_c$, or is selected from a group consisting of

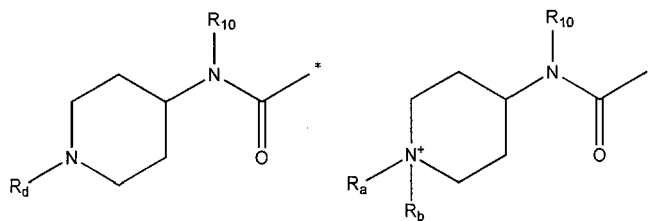
45

50



55

5



10 **R₆** is selected from the group consisting of aryl-(C₁-C₄)alkylene-OCO-, aryl-(C₁-C₄)alkylene, linear or branched (C₁-C₄)alkyl-OC(O)-, -C(O)-(C₁-C₄)alkylene-NR_dR_e, -C(O)-(C₁-C₄)alkylene-N⁺R_aR_bR_c, -C(O)O-(C₁-C₄)alkylene-NR_dR_e, -C(O)O-(C₁-C₄)alkylene-N⁺R_aR_bR_c, -C(O)-N(R₁₀)(C₁-C₄)alkylene-NR_dR_e, -C(O)N(R₁₀)(C₁-C₄)alkylene-N⁺R_aR_bR_c;

R_a is -(C₁-C₄)alkyl;

15 **R_b** is -(C₁-C₄)alkyl;

R_c is selected from -(C₁-C₄)alkyl, aryl-(C₁-C₄)alkylene and heteroaryl-(C₁-C₄)alkylene, wherein said heteroaryl-(C₁-C₄)alkylene may be optionally substituted by one or more -(C₁-C₄)alkyl groups;

R_d is -H or -(C₁-C₄)alkyl;

R_e is -H or -(C₁-C₄)alkyl;

20 **R₇** is -H or -(C₁-C₄)alkyl;

R₈ is -H or -(C₁-C₄)alkyl;

R₉ is selected from the group consisting of heterocycloalkyl, heterocycloalkyl-(C₁-C₄)alkylene-, (C₁-C₄)alkylene-NR_dR_e and (C₁-C₄)alkylene-N⁺R_aR_bR_c;

R₁₀ is -H or -(C₁-C₄)alkyl;

25 wherein any of such heterocycloalkyl, aryl, heteroaryl and aryl-(C₁-C₄)alkylene may be optionally substituted by one or more groups independently selected from (C₁-C₄)alkyl and OR₇ and wherein the nitrogen atom in the heterocycloalkyl and heteroaryl groups may be quaternized.

[0010] The compounds of formula (I) can be prepared in the form of salts, particularly pharmaceutically acceptable salts, N-oxides, hydrates, solvates and polymorphs thereof. Any reference to a compound herein, or reference to "compounds of the invention", "compounds of formula (I)", and the like includes such compounds whether or not in salt, N-oxide, hydrate, solvate or polymorphic form.

30

[0011] The compounds of the invention can be used in the treatment or prevention of diseases in which HNE is implicated, for example chronic obstructive pulmonary disease (COPD), bronchiectasis, chronic bronchitis, lung fibrosis, pneumonia, acute respiratory distress syndrome (ARDS), pulmonary emphysema, smoking-induced emphysema and cystic fibrosis.

35

[0012] Hence other aspects of the invention are (i) a pharmaceutical composition comprising a compound of the invention and a pharmaceutically acceptable carrier or excipient; and (ii) the use of a compound of the invention for the manufacture of a medicament for the treatment or prevention of a disease or condition in which HNE is implicated.

40 Terminology

[0013] The term "(C_a-C_b)alkyl" wherein a and b are integers refers to a straight or branched chain alkyl radical having from a to b carbon atoms. Thus when a is 1 and b is 6, for example, the term includes methyl, ethyl, n-propyl, isopropyl, n-butyl, isobutyl, sec-butyl, t-butyl, n-pentyl and n-hexyl.

45 **[0014]** The term "(C_a-C_b) cycloalkyl", wherein a and b are integers, refers to saturated monocyclic, bicyclic or tricyclic hydrocarbon groups containing from a to b ring carbon atoms, as appropriate. Examples include cyclopropyl, cyclobutyl, cyclopentyl, cyclohexyl and cycloheptyl, adamantyl.

[0015] The term "heterocyclic" relates to a saturated mono-, bi- or tri-cyclic non-aromatic radical containing one or more heteroatoms selected from S, N and O. In the case of bicyclic heterocyclic systems, included within the scope of the term are fused, spiro and bridged bicyclic systems, such as for example a quinuclidine ring. In particular, the term "C_a-C_bheterocycloalkyl" refers to monocyclic (C_a-C_b)cycloalkyl groups, in which at least one ring carbon atom is replaced by a heteroatom (e.g. N, NH, S or O). Examples of (C_a-C_b)heterocycloalkyl include pyrrolidinyl, thiazolidinyl, piperazinyl, piperidinyl, morpholinyl, thiomorpholinyl.

50

[0016] By analogy, the expression "heterocycloalkylene" refers to a divalent heterocyclic radical as above defined. In particular, the expression "(C_a-C_b)heterocycloalkylene" refers to a divalent (C_a-C_b)heterocycloalkyl radical (such as for example pyrrolidinene) wherein "(C_a-C_b)heterocycloalkyl group is as above defined.

55

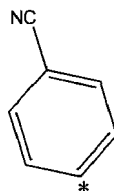
[0017] The expression "heteroaryl" refers to mono or bi- cyclic ring systems with 5 to 11 ring atoms, in which at least one ring is aromatic and in which at least one ring atom is a heteroatom (e.g. N, NH, S or O).

EP 3 464 273 B9

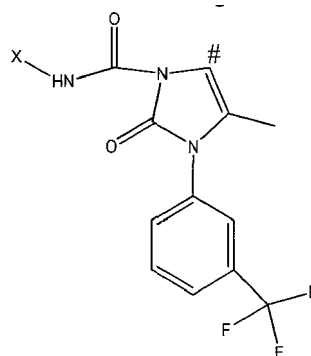
[0018] Examples of suitable 5,6-membered heteroaryl monocyclic systems include, for instance thiophene, pyrrole, pyrazole, imidazole, isoxazole, oxazole, isothiazole, thiazole, pyridine, pyrimidine, pyridazine and furan radicals and the like.

[0019] Examples of suitable bi-cyclic heteroaryl ring systems include quinolones, isoquinolines, indole, isoindole, indolizine, benzimidazole, azabenzimidazole, benzoxazole and benzothiazole radicals and the like.

[0020] Throughout the specification the use of an asterisk "*" and "#" in the definition of a structural formula, indicates the points of attachment for the radical groups to the rest of the molecule. In particular, the nitrogen atom indicated with * in group A is directly linked to the carbon atom of fragment



also indicated with *, and the carbon atom indicated with # in group A is directly linked to the carbon atom of fragment



also indicated with #.

[0021] The term "pharmaceutically acceptable salts" refers to derivatives of compounds of formula (I) wherein the parent compound is modified by converting any of the free acid or basic group, if present, into the corresponding addition salt with any base or acid conventionally intended as being pharmaceutically acceptable.

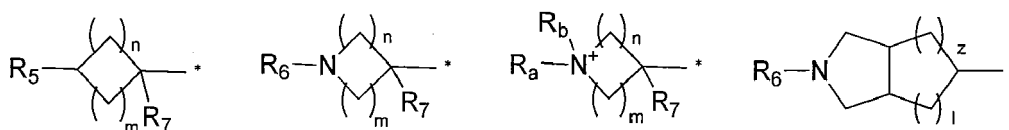
[0022] Where the compounds of the invention have at least one stereogenic center, they can exist as enantiomers. When the compounds according to the invention possess two or more stereogenic centers, they can additionally exist as diastereoisomers. It is to be understood that all such isomers and mixtures thereof in any proportion are encompassed within the scope of the present invention.

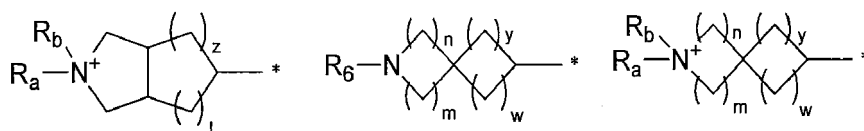
[0023] It is to be understood that all preferred groups or embodiments described here below for compounds of formula (I) may be combined among each other *mutatis mutandis*.

[0024] In one embodiment for compounds of formula (I), A is



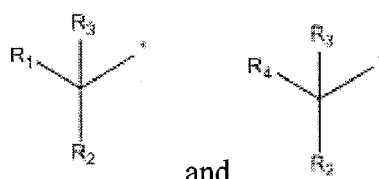
[0025] In another embodiment, X is selected from the group consisting of



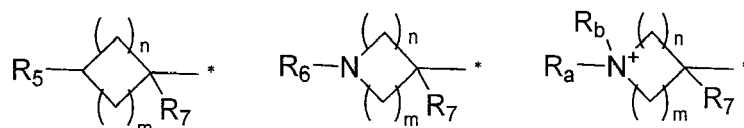


wherein n is 1, 2 or 3, m is 0, 1 or 2, z is 0 or 1, i is 0 or 1, y is 1 or 2, w is 1 or 2.

[0026] In another embodiment, X is selected from the group consisting of



[0027] In another embodiment, R_1 is selected from the group consisting of

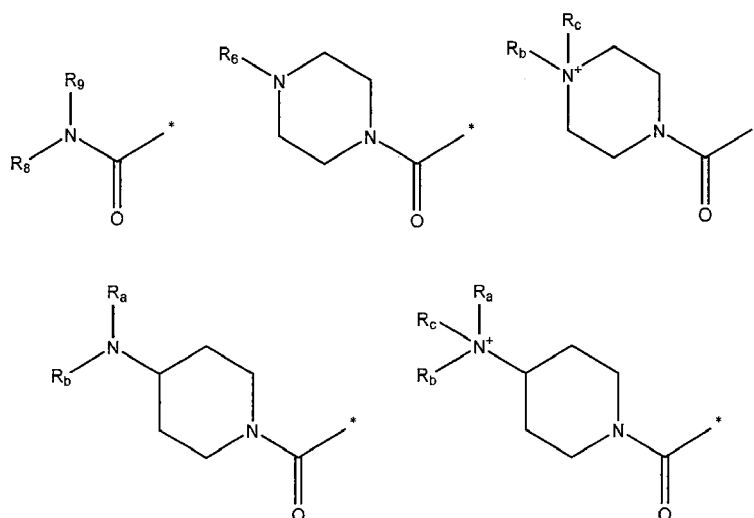


n is 1, 2 or 3; m is 0, 1 or 2.

[0028] In another embodiment, R_2 is -H or linear or branched $-(C_1-C_4)$ alkyl.

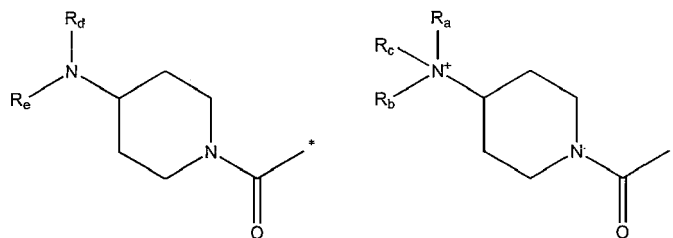
[0029] In another embodiment, R_3 is linear or branched $-(C_1-C_4)$ alkyl or R_2 and R_3 may form together a cycloalkyl.

[0030] In another embodiment, R_4 is selected from the group consisting of $-\text{arylene-}(C_1-C_4)\text{alkylene-NR}_dR_e$, $-\text{arylene-}(C_1-C_4)\text{alkylene-N}^+R_aR_bR_c$, $-\text{heteroarylene-}(C_1-C_4)\text{alkylene-NR}_dR_e$, $-\text{heteroarylene-}(C_1-C_4)\text{alkylene-N}^+R_aR_bR_c$ and heteroaryl or is selected from the group consisting of



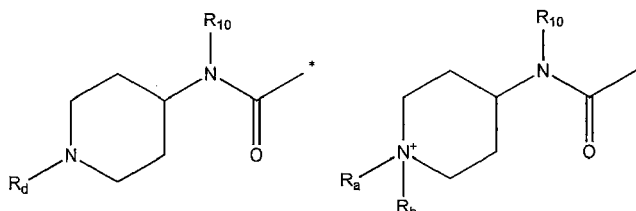
In another embodiment R_5 is selected from the group consisting of aryl- (C_1-C_4) alkylenoxy-, linear or branched (C_1-C_4) alkyl-OC(O)-NH-, $-(CH_2)_t-N^+R_aR_bR_c$, $-C(O)-N(R_{10})(C_1-C_4)$ alkylene-NR_dR_e, $-C(O)N(R_{10})(C_1-C_4)$ alkylene-N⁺R_aR_bR_c, $-C(O)O(C_1-C_4)$ alkylene-NR_dR_e, $-C(O)O(C_1-C_4)$ alkylene-N⁺R_aR_bR_c, $-(CH_2)_tNHC(O)-(C_1-C_4)$ alkylene-NR_dR_e, $-(CH_2)_tNHC(O)-(C_1-C_4)$ alkylene-N⁺R_aR_bR_c, or is selected from a group consisting of

5



10

15



[0031] In another embodiment, R_6 is selected from the group consisting of aryl-(C₁-C₄)alkylene-OCO-, CF₃C(O)-, aryl-(C₁-C₄)alkylene, linear or branched (C₁-C₄)alkyl-OC(O)-, -C(O)-(C₁-C₄)alkylene-NR_dR_e, -C(O)-(C₁-C₄)alkylene-N⁺R_aR_bR_c, -C(O)O-(C₁-C₄)alkylene-NR_dR_e, -C(O)O-(C₁-C₄)alkylene-N⁺R_aR_bR_c, -C(O)-N(R₁₀)(C₁-C₄)alkylene-NR_dR_e, -C(O)N(R₁₀)(C₁-C₄)alkylene-N⁺R_aR_bR_c.

[0032] In another embodiment, R_a and R_b are independently -(C₁-C₄)alkyl, R_c is selected from -(C₁-C₄)alkyl, aryl-(C₁-C₄)alkylene and heteroaryl-(C₁-C₄)alkylene, wherein said heteroaryl-(C₁-C₄)alkylene may be optionally substituted by one or more -(C₁-C₄)alkyl groups.

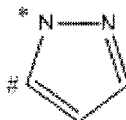
[0033] In another embodiment, R_d and R_e are independently -H or -(C₁-C₄)alkyl.

[0034] In another embodiment, R_7 and R_8 are independently -H or -(C₁-C₄)alkyl; R_9 is selected from the group consisting of heterocycloalkyl, heterocycloalkyl-(C₁-C₄)alkylene-, (C₁-C₄)alkylene-NR_dR_e and (C₁-C₄)alkylene-N⁺R_aR_bR_c; R_{10} is -H or -(C₁-C₄)alkyl.

[0035] In another embodiment, any heterocycloalkyl, aryl, heteroaryl and aryl-(C₁-C₄)alkylene may be optionally substituted by one or more groups independently selected from (C₁-C₄)alkyl and OR₇ and wherein the nitrogen atom in the heterocycloalkyl and heteroaryl groups may be quaternized.

[0036] In another embodiment, **A** is

35

40 **X** is

45



n is 2 or 3; m is 0 or 2; R_7 is -H; R_5 is selected from aryl-(C₁-C₄)alkylenoxy-, linear or branched (C₁-C₄)alkyl-OC(O)-NH, C(O)O(C₁-C₄)alkylene-N⁺R_aR_bR_c, -(CH₂)_tNHC(O)-(C₁-C₄)alkylene-NR_dR_e, -(CH₂)_tNHC(O)-(C₁-C₄)alkylene-N⁺R_aR_bR_c and -C(O)N(R₁₀)(C₁-C₄)alkylene-N⁺R_aR_bR_c - wherein t is 0 or 1, R_a and R_b are independently -(C₁-C₄)alkyl, R_c is selected from -(C₁-C₄)alkyl, heteroaryl-(C₁-C₄)alkylene and aryl-(C₁-C₄)alkylene, R_d and R_e are independently -(C₁-C₄)alkyl, R_{10} is -H or -(C₁-C₄)alkyl.

[0037] In another embodiment, **A** is

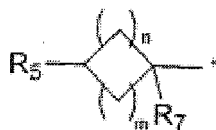
55

5



X is

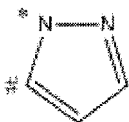
10



15 **n** is 1 or 2; **m** is 1 or 2; **R₇** is -H; **R₅** is $-(CH_2)_t-N^+R_aR_bR_c$, wherein **t** is 0 or 1, **R_a** and **R_b** are independently $-(C_1-C_4)$ alkyl, **R_c** is selected from $-(C_1-C_4)$ alkyl, heteroaryl- (C_1-C_4) alkylene and aryl- (C_1-C_4) alkylene.

[0038] In another embodiment, **A** is

20



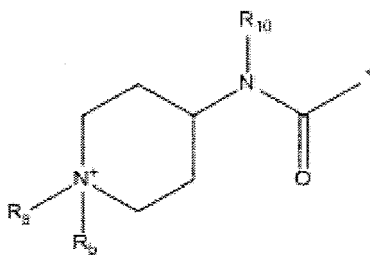
25 X is

30



n is 2; **m** is 2; **R₇** is -H; **R₅** is

35



45 **R_a** is $-(C_1-C_4)$ alkyl; **R_b** is $-(C_1-C_4)$ alkyl; **R₁₀** is -H or $-(C_1-C_4)$ alkyl.

[0039] In another embodiment, **A** is

50



X is

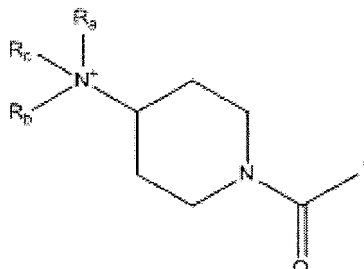
55



5

n is 2; m is 2; R₇ is -H; R₅ is

10

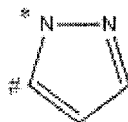


15

R_a, R_b and R_c are independently -(C₁-C₄)alkyl.

[0040] In another embodiment, A is

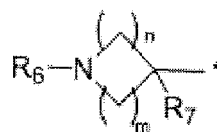
20



25

X is

30

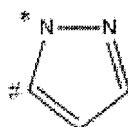


35

n is 2; m is 2; R₇ is -H or -(C₁-C₄)alkyl; R₆ is selected from aryl-(C₁-C₄)alkylenoxy-, aryl-(C₁-C₄)alkylene-OCO-, CF₃C(O)-, -C(O)-(C₁-C₄)alkylene-NR_dR_e, -C(O)O-(C₁-C₄)alkylene-N⁺R_aR_bR_c, -C(O)N(R₁₀)(C₁-C₄)alkylene-N⁺R_aR_bR_c, and -C(O)-(C₁-C₄)alkylene-N⁺R_aR_bR_c wherein R_d is -H or -(C₁-C₄)alkyl; R_e is -H or -(C₁-C₄)alkyl; R_a is -(C₁-C₄)alkyl; R_b is -(C₁-C₄)alkyl; R_c is selected from -(C₁-C₄)alkyl; R₁₀ is -H or -(C₁-C₄)alkyl.

[0041] In another embodiment, A is

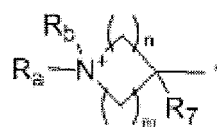
40



45

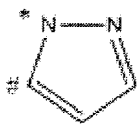
X is

50



55

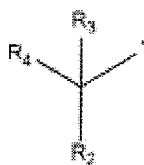
n is 1 or 2; m is 2; R₇ is -H or -(C₁-C₄)alkyl; R_a and R_b are independently -(C₁-C₄)alkyl. In another embodiment, A is



5

X is

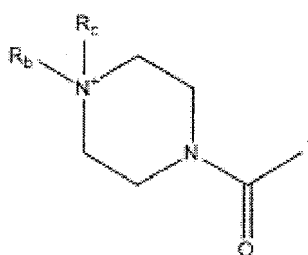
10



15

R_2 is -H or linear or branched $-(C_1-C_4)$ alkyl and R_3 is linear or branched $-(C_1-C_4)$ alkyl; R_4 is

20



25

wherein R_b is $-(C_1-C_4)$ alkyl and R_c is selected from $-(C_1-C_4)$ alkyl and aryl- (C_1-C_4) alkylene.

[0042] In another embodiment, A is

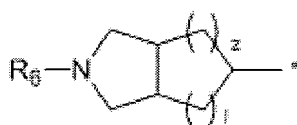
30



35

X is

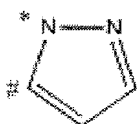
40



45 z is 0 or 1; i is 0 or 1; R_6 is aryl- (C_1-C_4) alkylene optionally substituted by one or more OR_7 , wherein R_7 is $-(C_1-C_4)$ alkyl or R_6 is linear or branched (C_1-C_4) alkyl- $OC(O)-$.

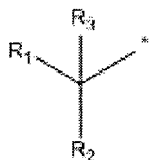
[0043] In another embodiment, A is

50



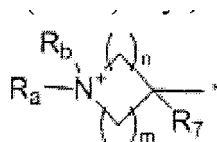
55 X is

5



R₂ is -H and R₃ is linear or branched -(C₁-C₄)alkyl; R₁ is

10



15

n is 1 or 2; m is 2; R_a and R_b are independently -(C₁-C₄)alkyl; R₇ is -H.

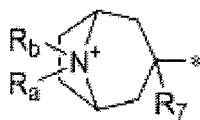
[0044] In another embodiment, A is

20



25 X is

30



R_a and R_b are independently -(C₁-C₄)alkyl; R₇ is -H.

[0045] In another embodiment, A is

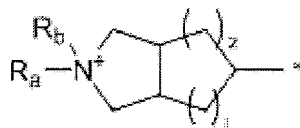
35



40

X is

45



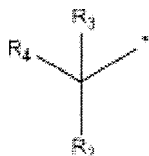
z is 0 or 1; l is 0 or 1; R_a and R_b are independently -(C₁-C₄)alkyl.

[0046] In another embodiment, A is

55



X is

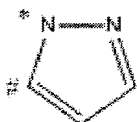


5

R₂ is -H or linear or branched -(C₁-C₄)alkyl, **R₃** is linear or branched -(C₁-C₄)alkyl or **R₂** and **R₃** may form together a cycloalkyl; **R₄** is heteroaryl optionally substituted by (C₁-C₄)alkyl or **R₄** is selected from -heteroarylene-(C₁-C₄)alkylene-NR_dR_e and -heteroarylene-(C₁-C₄)alkylene-N⁺R_aR_bR_c, wherein **R_a** is -(C₁-C₄)alkyl; **R_b** is -(C₁-C₄)alkyl; **R_c** is selected from -(C₁-C₄)alkyl, **R_d** is -H or -(C₁-C₄)alkyl; **R_e** is -H or -(C₁-C₄)alkyl.

10

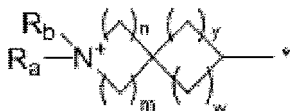
[0047] In another embodiment, **A** is



15

X is

20



25

R_a and **R_b** are independently -(C₁-C₄)alkyl, **n** is 2, **m** is 2, **y** is 1 or 2 and **w** is 1 or 2.

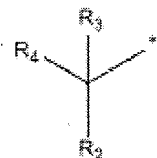
[0048] In another embodiment, **A** is

30



X is

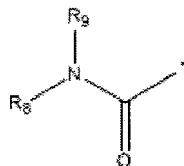
35



40

R₂ is -H and **R₃** is linear or branched -(C₁-C₄)alkyl; **R₄** is

45



50

R₈ is -H or -(C₁-C₄)alkyl; **R₉** is selected from -heterocycloalkyl and heterocycloalkyl-(C₁-C₄)alkylene-, wherein the heterocycloalkyl and the heterocycloalkyl-(C₁-C₄)alkylene- may optionally substituted by one or more (C₁-C₄)alkyl and wherein the nitrogen atom in the heterocycloalkyl group may be quaternized or **R₉** is selected from -(C₁-C₄)alkylene-NR_dR_e and -(C₁-C₄)alkylene-N⁺R_aR_bR_c, wherein **R_a** is -(C₁-C₄)alkyl; **R_b** is -(C₁-C₄)alkyl; **R_c** is -(C₁-C₄)alkyl, **R_d** is -H or -(C₁-C₄)alkyl; **R_e** is -H or -(C₁-C₄)alkyl.

55

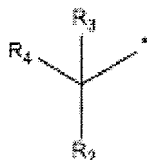
[0049] In another embodiment, **A** is

5



X is

10



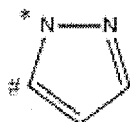
15

R_2 is -H and R_3 is linear or branched $-(C_1-C_4)$ alkyl; R_4 is -arylene- (C_1-C_4) alkylene- NR_dR_e , wherein R_d is -H or $-(C_1-C_4)$ alkyl; R_e is -H or $-(C_1-C_4)$ alkyl or R_4 is -arylene- (C_1-C_4) alkylene- $N^+R_aR_bR_c$, wherein R_a is $-(C_1-C_4)$ alkyl; R_b is $-(C_1-C_4)$ alkyl; R_c is $-(C_1-C_4)$ alkyl.

[0050] In another embodiment, A is

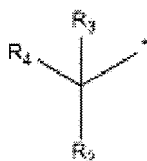
20

25



X is

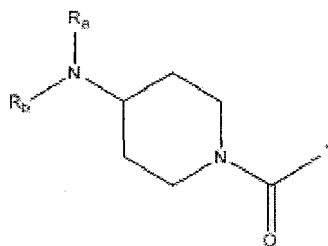
30



35

R_2 is -H and R_3 is linear or branched $-(C_1-C_4)$ alkyl; R_4 is

40



45

wherein R_a is $-(C_1-C_4)$ alkyl; R_b is $-(C_1-C_4)$ alkyl.

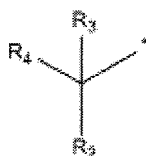
[0051] In another embodiment, A is

50

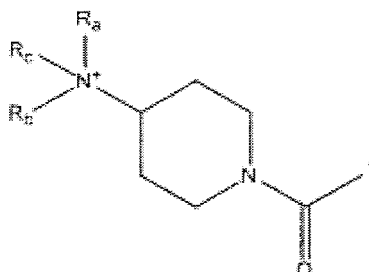


55

X is

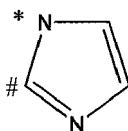


R₂ is -H and **R**₃ is linear or branched -(C₁-C₄)alkyl; **R**₄ is

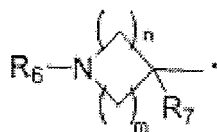


wherein **R**_a is -(C₁-C₄)alkyl; **R**_b is -(C₁-C₄)alkyl; **R**_c is selected from -(C₁-C₄)alkyl and aryl-(C₁-C₄)alkylene.

[0052] In another embodiment, **A** is



X is



n is 2; **m** is 2; **R**₇ is -H, **R**₆ is selected from -C(O)-(C₁-C₄)alkylene-NR_dR_e, -C(O)-(C₁-C₄)alkylene-N⁺R_aR_bR_c, wherein **R**_d is -(C₁-C₄)alkyl; **R**_e is (C₁-C₄)alkyl, **R**_a is -(C₁-C₄)alkyl; **R**_b is -(C₁-C₄)alkyl; **R**_c is selected from -(C₁-C₄)alkyl.

[0053] In another embodiment, a compound of the invention is selected in the group consisting of

Example	Chemical name
1	5-[2-(4-Cyano-phenyl)-2H-pyrazol-3-yl]-4-methyl-2-oxo-3-(3-trifluoromethyl-phenyl)-2,3-dihydroimidazole-1-carboxylic acid trans-(4-dimethylaminomethyl-cyclohexyl)-amide
2	5-[2-(4-Cyano-phenyl)-2H-pyrazol-3-yl]-4-methyl-2-oxo-3-(3-trifluoromethyl-phenyl)-2,3-dihydroimidazole-1-carboxylic acid ((1S,2S)-2-benzyloxy-cyclopentyl)-amide
3	4-[[5-[2-(4-Cyano-phenyl)-2H-pyrazol-3-yl]-4-methyl-2-oxo-3-(3-trifluoromethyl-phenyl)-2,3-dihydroimidazole-1-carbonyl]-amino]-piperidine-1-carboxylic acid benzyl ester
4	5-[2-(4-Cyano-phenyl)-2H-pyrazol-3-yl]-4-methyl-2-oxo-3-(3-trifluoromethyl-phenyl)-2,3-dihydroimidazole-1-carboxylic acid [1-(2,2,2-trifluoro-acetyl)-piperidin-4-yl]-amide
5	5-[2-(4-Cyano-phenyl)-2H-pyrazol-3-yl]-4-methyl-2-oxo-3-(3-trifluoromethyl-phenyl)-2,3-dihydroimidazole-1-carboxylic acid ((S)-1-pyridin-4-yl-ethyl)-amide
6	5-[2-(4-Cyano-phenyl)-2H-pyrazol-3-yl]-4-methyl-2-oxo-3-(3-trifluoromethyl-phenyl)-2,3-dihydroimidazole-1-carboxylic acid ((R)-1-pyridin-4-yl-ethyl)-amide
7	5-[2-(4-Cyano-phenyl)-2H-pyrazol-3-yl]-4-methyl-2-oxo-3-(3-trifluoromethyl-phenyl)-2,3-dihydroimidazole-1-carboxylic acid [3-(4-methoxy-benzyl)-3-aza-bicyclo[3.1.0]hex-6-yl]-amide

EP 3 464 273 B9

(continued)

Example	Chemical name
5 8	(Trans-4-[[5-[2-(4-cyano-phenyl)-2H-pyrazol-3-yl]-4-methyl-2-oxo-3-(3-trifluoromethyl-phenyl)-2,3-dihydro-imidazole-1-carbonyl]-amino]-cyclohexyl)-carbamic acid tert-butyl ester
9	5-[2-(4-Cyano-phenyl)-2H-pyrazol-3-yl]-4-methyl-2-oxo-3-(3-trifluoromethyl-phenyl)-2,3-dihydro-imidazole-1-carboxylic acid (trans-4-dimethylamino-cyclohexyl)-amide
10 10	(3aS,5R,6aR)-5-[[5-[2-(4-Cyano-phenyl)-2H-pyrazol-3-yl]-4-methyl-2-oxo-3-(3-trifluoromethyl-phenyl)-2,3-dihydro-imidazole-1-carbonyl]-amino]-hexahydro-cyclopenta[c]pyrrole-2-carboxylic acid tert-butyl ester
11	5-[2-(4-Cyano-phenyl)-2H-pyrazol-3-yl]-4-methyl-2-oxo-3-(3-trifluoromethyl-phenyl)-2,3-dihydro-imidazole-1-carboxylic acid [(S)-1-methyl-2-(4-methyl-piperazin-1-yl)-2-oxo-ethyl]-amide
15 12	(3aR,5S,6aS)-5-[[5-[2-(4-Cyano-phenyl)-2H-pyrazol-3-yl]-4-methyl-2-oxo-3-(3-trifluoromethyl-phenyl)-2,3-dihydro-imidazole-1-carbonyl]-amino]-hexahydro-cyclopenta[c]pyrrole-2-carboxylic acid tert-butyl ester
20 13	5-[2-(4-Cyano-phenyl)-2H-pyrazol-3-yl]-4-methyl-2-oxo-3-(3-trifluoromethyl-phenyl)-2,3-dihydro-imidazole-1-carboxylic acid [(S)-1-(1-methyl-piperidin-4-ylcarbonyl)-ethyl]-amide
14	5-[2-(4-Cyano-phenyl)-2H-pyrazol-3-yl]-4-methyl-2-oxo-3-(3-trifluoromethyl-phenyl)-2,3-dihydro-imidazole-1-carboxylic acid [(S)-1-(4-dimethylaminomethyl-phenyl)-ethyl]-amide
25 15	5-[2-(4-Cyano-phenyl)-2H-pyrazol-3-yl]-4-methyl-2-oxo-3-(3-trifluoromethyl-phenyl)-2,3-dihydro-imidazole-1-carboxylic acid [1-(3-dimethylamino-propionyl)-piperidin-4-yl]-amide
16	5-[2-(4-Cyano-phenyl)-2H-pyrazol-3-yl]-4-methyl-2-oxo-3-(3-trifluoromethyl-phenyl)-2,3-dihydro-imidazole-1-carboxylic acid [(S)-1-(5-dimethylaminomethyl-oxazol-2-yl)-ethyl]-amide
30 17	5-[2-(4-Cyano-phenyl)-2H-pyrazol-3-yl]-4-methyl-2-oxo-3-(3-trifluoromethyl-phenyl)-2,3-dihydro-imidazole-1-carboxylic acid [1-(2-dimethylamino-acetyl)-piperidin-4-yl]-amide
18	5-[2-(4-Cyano-phenyl)-2H-pyrazol-3-yl]-4-methyl-2-oxo-3-(3-trifluoromethyl-phenyl)-2,3-dihydro-imidazole-1-carboxylic acid {(S)-1-[methyl-(1-methyl-piperidin-4-ylmethyl)-carbonyl]-ethyl}-amide
35 19	5-[2-(4-Cyano-phenyl)-2H-pyrazol-3-yl]-4-methyl-2-oxo-3-(3-trifluoromethyl-phenyl)-2,3-dihydro-imidazole-1-carboxylic acid [(S)-2-(4-dimethylamino-piperidin-1-yl)-1-methyl-2-oxo-ethyl]-amide
20	5-[2-(4-Cyano-phenyl)-2H-pyrazol-3-yl]-4-methyl-2-oxo-3-(3-trifluoromethyl-phenyl)-2,3-dihydro-imidazole-1-carboxylic acid {(S)-1-[(2-dimethylamino-ethyl)-methyl-carbonyl]-ethyl}-amide
40 21	5-[2-(4-Cyano-phenyl)-2H-pyrazol-3-yl]-4-methyl-2-oxo-3-(3-trifluoromethyl-phenyl)-2,3-dihydro-imidazole-1-carboxylic acid [(S)-1-(5-dimethylaminomethyl-oxazol-2-yl)-2-methylpropyl]-amide
22	5-[2-(4-Cyano-phenyl)-2H-pyrazol-3-yl]-4-methyl-2-oxo-3-(3-trifluoromethyl-phenyl)-2,3-dihydro-imidazole-1-carboxylic acid [(S)-1-(5-dimethylaminomethyl-oxazol-2-yl)-propyl]-amide
45 23	5-[2-(4-Cyano-phenyl)-2H-pyrazol-3-yl]-4-methyl-2-oxo-3-(3-trifluoromethyl-phenyl)-2,3-dihydro-imidazole-1-carboxylic acid [1-(5-dimethylaminomethyl-oxazol-2-yl)-cyclopropyl]-amide
24	5-[2-(4-Cyano-phenyl)-2H-pyrazol-3-yl]-4-methyl-2-oxo-3-(3-trifluoromethyl-phenyl)-2,3-dihydro-imidazole-1-carboxylic acid [1-(5-dimethylaminomethyl-oxazol-2-yl)-1-methyl-ethyl]-amide
50 25	5-[2-(4-Cyano-phenyl)-2H-pyrazol-3-yl]-4-methyl-2-oxo-3-(3-trifluoromethyl-phenyl)-2,3-dihydro-imidazole-1-carboxylic acid [1-(2-dimethylamino-acetyl)-4-methyl-piperidin-4-yl]-amide
26	5-[2-(4-Cyano-phenyl)-2H-pyrazol-3-yl]-4-methyl-2-oxo-3-(3-trifluoromethyl-phenyl)-2,3-dihydro-imidazole-1-carboxylic acid [trans-4-(2-dimethylamino-acetyl-amino)-cyclohexyl]-amide
27	5-[2-(4-Cyano-phenyl)-2H-pyrazol-3-yl]-4-methyl-2-oxo-3-(3-trifluoromethyl-phenyl)-2,3-dihydro-imidazole-1-carboxylic acid {trans-4-[(2-dimethylamino-acetyl-amino)-methyl]-cyclohexyl}-amide
55 28	5-[2-(4-Cyano-phenyl)-2H-pyrazol-3-yl]-4-methyl-2-oxo-3-(3-trifluoromethyl-phenyl)-2,3-dihydro-imidazole-1-carboxylic acid {(S)-1-[methyl-(1-methyl-piperidin-4-yl)-carbonyl]-ethyl}-amide

EP 3 464 273 B9

(continued)

Example	Chemical name
5 29	(Trans-4-[[5-[2-(4-cyano-phenyl)-2H-pyrazol-3-yl]-4-methyl-2-oxo-3-(3-trifluoromethyl-phenyl)-2,3-dihydro-imidazole-1-carbonyl]-amino]-cyclohexylmethyl)-trimethyl-ammonium benzene sulfonate
30	Benzyl-(trans-4-{ [5-[2-(4-cyano-phenyl)-2H-pyrazol-3-yl]-4-methyl-2-oxo-3-(3-trifluoromethyl-phenyl)-2,3-dihydro-imidazole-1-carbonyl]-amino}-cyclohexylmethyl)-dimethyl-ammonium bromide
10 31	(Trans-4-[[5-[2-(4-cyano-phenyl)-2H-pyrazol-3-yl]-4-methyl-2-oxo-3-(3-trifluoromethyl-phenyl)-2,3-dihydro-imidazole-1-carbonyl]-amino]-cyclohexylmethyl)-ethyl-dimethyl-ammonium benzene sulfonate
32	4-[[5-[2-(4-Cyano-phenyl)-2H-pyrazol-3-yl]-4-methyl-2-oxo-3-(3-trifluoromethyl-phenyl)-2,3-dihydro-imidazole-1-carbonyl]-amino]-1,1-dimethyl-piperidinium benzenesulfonate
15 33	(R)-3-[[5-[2-(4-Cyano-phenyl)-2H-pyrazol-3-yl]-4-methyl-2-oxo-3-(3-trifluoromethyl-phenyl)-2,3-dihydro-imidazole-1-carbonyl]-amino]-1,1-dimethyl-pyrrolidinium benzenesulfonate
34	(S)-3-[[5-[2-(4-Cyano-phenyl)-2H-pyrazol-3-yl]-4-methyl-2-oxo-3-(3-trifluoromethyl-phenyl)-2,3-dihydro-imidazole-1-carbonyl]-amino]-1,1-dimethyl-pyrrolidinium benzenesulfonate
20 35	4-(1-[[5-[2-(4-Cyano-phenyl)-2H-pyrazol-3-yl]-4-methyl-2-oxo-3-(3-trifluoromethyl-phenyl)-2,3-dihydro-imidazole-1-carbonyl]-amino]-ethyl)-1,1-dimethyl-piperidinium benzene sulfonate
36	(1S,3R,5R)-3-[[5-[2-(4-Cyano-phenyl)-2H-pyrazol-3-yl]-4-methyl-2-oxo-3-(3-trifluoromethyl-phenyl)-2,3-dihydro-imidazole-1-carbonyl]-amino]-8,8-dimethyl-8-azonia-bicyclo[3.2.1]octane benzene sulfonate
25 37	(3aS,5R,6aR)-5-[[5-[2-(4-Cyano-phenyl)-2H-pyrazol-3-yl]-4-methyl-2-oxo-3-(3-trifluoromethyl-phenyl)-2,3-dihydro-imidazole-1-carbonyl]-amino]-2,2-dimethyl-octahydro-cyclopenta[c]pyrrolium benzene sulfonate
30 38	4-((S)-1-[[5-[2-(4-Cyano-phenyl)-2H-pyrazol-3-yl]-4-methyl-2-oxo-3-(3-trifluoromethyl-phenyl)-2,3-dihydro-imidazole-1-carbonyl]-amino]-ethyl)-1-methyl-pyridinium benzene sulfonate
39	(1R,3S,5S)-3-[[5-[2-(4-Cyano-phenyl)-2H-pyrazol-3-yl]-4-methyl-2-oxo-3-(3-trifluoromethyl-phenyl)-2,3-dihydro-imidazole-1-carbonyl]-amino]-8,8-dimethyl-8-azonia-bicyclo[3.2.1]octane benzene sulfonate
35 40	4-[[5-[2-(4-Cyano-phenyl)-2H-pyrazol-3-yl]-4-methyl-2-oxo-3-(3-trifluoromethyl-phenyl)-2,3-dihydro-imidazole-1-carbonyl]-amino]-1,1-diethyl-piperidinium benzene sulfonate
41	(Trans-4-[[5-[2-(4-cyano-phenyl)-2H-pyrazol-3-yl]-4-methyl-2-oxo-3-(3-trifluoromethyl-phenyl)-2,3-dihydro-imidazole-1-carbonyl]-amino]-cyclohexyl)-trimethyl-ammonium benzene sulfonate
40 42	4-((S)-1-[[5-[2-(4-Cyano-phenyl)-2H-pyrazol-3-yl]-4-methyl-2-oxo-3-(3-trifluoromethyl-phenyl)-2,3-dihydro-imidazole-1-carbonyl]-amino]-ethyl)-1-ethyl-pyridinium benzene sulfonate
43	Benzyl-(trans-4-[[5-[2-(4-cyano-phenyl)-2H-pyrazol-3-yl]-4-methyl-2-oxo-3-(3-trifluoromethyl-phenyl)-2,3-dihydro-imidazole-1-carbonyl]-amino]-cyclohexyl)-dimethyl-ammonium bromide
45 44	(Trans-4-[[5-[2-(4-cyano-phenyl)-2H-pyrazol-3-yl]-4-methyl-2-oxo-3-(3-trifluoromethyl-phenyl)-2,3-dihydro-imidazole-1-carbonyl]-amino]-cyclohexyl)-ethyl-dimethyl-ammonium benzene sulfonate
45 45	(Cis-4-[[5-[2-(4-cyano-phenyl)-2H-pyrazol-3-yl]-4-methyl-2-oxo-3-(3-trifluoromethyl-phenyl)-2,3-dihydro-imidazole-1-carbonyl]-amino]-cyclohexyl)-trimethyl-ammonium benzene sulfonate
50 46	Benzyl-(cis-4-[[5-[2-(4-cyano-phenyl)-2H-pyrazol-3-yl]-4-methyl-2-oxo-3-(3-trifluoromethyl-phenyl)-2,3-dihydro-imidazole-1-carbonyl]-amino]-cyclohexyl)-dimethyl-ammonium bromide
47	4-(1-[[5-[2-(4-Cyano-phenyl)-2H-pyrazol-3-yl]-4-methyl-2-oxo-3-(3-trifluoromethyl-phenyl)-2,3-dihydro-imidazole-1-carbonyl]-amino]-1-methyl-ethyl)-1-methyl-pyridinium benzene sulfonate
55 48	(Cis-4-[[5-[2-(4-cyano-phenyl)-2H-pyrazol-3-yl]-4-methyl-2-oxo-3-(3-trifluoromethyl-phenyl)-2,3-dihydro-imidazole-1-carbonyl]-amino]-cyclohexyl)-ethyl-dimethyl-ammonium benzene sulfonate
49	1-Benzyl-4-((S)-2-[[5-[2-(4-cyano-phenyl)-2H-pyrazol-3-yl]-4-methyl-2-oxo-3-(3-trifluoromethyl-phenyl)-2,3-dihydro-imidazole-1-carbonyl]-amino]-propionyl)-1-methyl-piperazin-1-iumbromide

(continued)

Example	Chemical name
50	4-((S)-2-[[5-[2-(4-Cyano-phenyl)-2H-pyrazol-3-yl]-4-methyl-2-oxo-3-(3-trifluoromethyl-phenyl)-2,3-dihydro-imidazole-1-carbonyl]-amino]-propionyl)-1,1-dimethyl-piperazin-1-ium benzene sulfonate
51	2-[[5-[2-(4-Cyano-phenyl)-2H-pyrazol-3-yl]-4-methyl-2-oxo-3-(3-trifluoromethyl-phenyl)-2,3-dihydro-imidazole-1-carbonyl]-amino]-7,7-dimethyl-7-azonia-spiro[3.5]nonane benzene sulfonate
52	4-((R)-1-[[5-[2-(4-Cyano-phenyl)-2H-pyrazol-3-yl]-4-methyl-2-oxo-3-(3-trifluoromethyl-phenyl)-2,3-dihydro-imidazole-1-carbonyl]-amino]-ethyl)-1-methyl-pyridinium benzene sulfonate
53	(Cis-4-[[5-[2-(4-cyano-phenyl)-2H-pyrazol-3-yl]-4-methyl-2-oxo-3-(3-trifluoromethyl-phenyl)-2,3-dihydro-imidazole-1-carbonyl]-amino]-cyclohexylmethyl)-trimethyl-ammonium benzene sulfonate
54	Benzyl-(cis-4-[[5-[2-(4-cyano-phenyl)-2H-pyrazol-3-yl]-4-methyl-2-oxo-3-(3-trifluoromethyl-phenyl)-2,3-dihydro-imidazole-1-carbonyl]-amino]-cyclohexylmethyl)-dimethyl-ammonium bromide
55	(Cis-4-[[5-[2-(4-cyano-phenyl)-2H-pyrazol-3-yl]-4-methyl-2-oxo-3-(3-trifluoromethyl-phenyl)-2,3-dihydro-imidazole-1-carbonyl]-amino]-cyclohexylmethyl)-ethyl-dimethyl-ammonium benzene sulfonate
56	(3aR,5S,6aS)-5-[[5-[2-(4-Cyano-phenyl)-2H-pyrazol-3-yl]-4-methyl-2-oxo-3-(3-trifluoromethyl-phenyl)-2,3-dihydro-imidazole-1-carbonyl]-amino]-2,2-dimethyl-octahydro-cyclopenta[c]pyrrolium benzene sulfonate
57	4-((S)-2-[[5-[2-(4-Cyano-phenyl)-2H-pyrazol-3-yl]-4-methyl-2-oxo-3-(3-trifluoromethyl-phenyl)-2,3-dihydro-imidazole-1-carbonyl]-amino]-propionylamino)-1,1-dimethyl-piperidinium benzene sulfonate
58	[4-((S)-1-[[5-[2-(4-Cyano-phenyl)-2H-pyrazol-3-yl]-4-methyl-2-oxo-3-(3-trifluoromethyl-phenyl)-2,3-dihydro-imidazole-1-carbonyl]-amino]-ethyl)-benzyl]-trimethyl-ammonium benzene sulfonate
59	[4-((S)-1-[[5-[2-(4-Cyano-phenyl)-2H-pyrazol-3-yl]-4-methyl-2-oxo-3-(3-trifluoromethyl-phenyl)-2,3-dihydro-imidazole-1-carbonyl]-amino]-ethyl)-benzyl]-trimethyl-ammonium benzene sulfonate
60	[5-((S)-1-[[5-[2-(4-Cyano-phenyl)-2H-pyrazol-3-yl]-4-methyl-2-oxo-3-(3-trifluoromethyl-phenyl)-2,3-dihydro-imidazole-1-carbonyl]-amino]-ethyl)-[1,2,4]oxadiazol-3-ylmethyl]-trimethyl-ammonium benzene sulfonate
61	[2-(4-[[5-[2-(4-Cyano-phenyl)-2H-pyrazol-3-yl]-4-methyl-2-oxo-3-(3-trifluoromethyl-phenyl)-2,3-dihydro-imidazole-1-carbonyl]-amino]-piperidin-1-yl)-2-oxo-ethyl]-trimethyl-ammonium benzene sulfonate
62	4-[[[(S)-2-[[5-[2-(4-Cyano-phenyl)-2H-pyrazol-3-yl]-4-methyl-2-oxo-3-(3-trifluoromethyl-phenyl)-2,3-dihydro-imidazole-1-carbonyl]-amino]-propionyl]-methyl-amino]-methyl]-1,1-dimethyl-piperidinium benzene sulfonate
63	[5-((S)-1-[[5-[2-(4-Cyano-phenyl)-2H-pyrazol-3-yl]-4-methyl-2-oxo-3-(3-trifluoromethyl-phenyl)-2,3-dihydro-imidazole-1-carbonyl]-amino]-ethyl)-[1,3,4]oxadiazol-2-ylmethyl]-trimethyl-ammonium benzene sulfonate
64	[2-((S)-1-[[5-[2-(4-Cyano-phenyl)-2H-pyrazol-3-yl]-4-methyl-2-oxo-3-(3-trifluoromethyl-phenyl)-2,3-dihydro-imidazole-1-carbonyl]-amino]-ethyl)-oxazol-5-ylmethyl]-trimethyl-ammonium benzene sulfonate
65	[3-(4-[[5-[2-(4-Cyano-phenyl)-2H-pyrazol-3-yl]-4-methyl-2-oxo-3-(3-trifluoromethyl-phenyl)-2,3-dihydro-imidazole-1-carbonyl]-amino]-piperidin-1-yl)-3-oxo-propyl]-trimethyl-ammonium benzene sulfonate
66	9-[[5-[2-(4-Cyano-phenyl)-2H-pyrazol-3-yl]-4-methyl-2-oxo-3-(3-trifluoromethyl-phenyl)-2,3-dihydro-imidazole-1-carbonyl]-amino]-3,3-dimethyl-3-azonia-spiro[5.5]undecane benzene sulfonate
67	(Cis-3-[[5-[2-(4-cyano-phenyl)-2H-pyrazol-3-yl]-4-methyl-2-oxo-3-(3-trifluoromethyl-phenyl)-2,3-dihydro-imidazole-1-carbonyl]-amino]-cyclobutylmethyl)-trimethyl-ammonium benzene sulfonate
68	(Trans-3-[[5-[2-(4-cyano-phenyl)-2H-pyrazol-3-yl]-4-methyl-2-oxo-3-(3-trifluoromethyl-phenyl)-2,3-dihydro-imidazole-1-carbonyl]-amino]-cyclobutylmethyl)-trimethyl-ammonium benzene sulfonate

EP 3 464 273 B9

(continued)

Example	Chemical name
5 69	[1-((S)-2-[[5-[2-(4-Cyano-phenyl)-2H-pyrazol-3-yl]-4-methyl-2-oxo-3-(3-trifluoromethyl-phenyl)-2,3-dihydro-imidazole-1-carbonyl]-amino]-propionyl)-piperidin-4-yl]-trimethyl-ammonium benzene sulfonate
70	Benzyl-[1-((S)-2-[[5-[2-(4-cyano-phenyl)-2H-pyrazol-3-yl]-4-methyl-2-oxo-3-(3-trifluoromethyl-phenyl)-2,3-dihydro-imidazole-1-carbonyl]-amino]-propionyl)-piperidin-4-yl]-dimethyl-ammonium bromide
10 71	{2-[[((S)-2-[[5-[2-(4-Cyano-phenyl)-2H-pyrazol-3-yl]-4-methyl-2-oxo-3-(3-trifluoromethyl-phenyl)-2,3-dihydro-imidazole-1-carbonyl]-amino]-propionyl)-methyl-amino]-ethyl]-trimethyl-ammonium benzene sulfonate
15 72	(Trans-4-[[5-[2-(4-cyano-phenyl)-2H-pyrazol-3-yl]-4-methyl-2-oxo-3-(3-trifluoromethyl-phenyl)-2,3-dihydro-imidazole-1-carbonyl]-amino]-cyclohexyl)-dimethyl-[1,2,4]oxadiazol-3-ylmethyl-ammonium chloride
20 73	[2-((S)-1-[[5-[2-(4-Cyano-phenyl)-2H-pyrazol-3-yl]-4-methyl-2-oxo-3-(3-trifluoromethyl-phenyl)-2,3-dihydro-imidazole-1-carbonyl]-amino]-2-methyl-propyl)-oxazol-5-ylmethyl]-trimethyl-ammonium benzene sulfonate
25 74	[2-((S)-1-[[5-[2-(4-Cyano-phenyl)-2H-pyrazol-3-yl]-4-methyl-2-oxo-3-(3-trifluoromethyl-phenyl)-2,3-dihydro-imidazole-1-carbonyl]-amino]-propyl)-oxazol-5-ylmethyl]-trimethyl-ammonium benzene sulfonate
25 75	(4-[[5-[2-(4-Cyano-phenyl)-2H-pyrazol-3-yl]-4-methyl-2-oxo-3-(3-trifluoromethyl-phenyl)-2,3-dihydro-imidazole-1-carbonyl]-amino]-cyclohexyl)-dimethyl-(5-methyl-isoxazol-3-ylmethyl)-ammonium chloride
25 76	(4-[[5-[2-(4-Cyano-phenyl)-2H-pyrazol-3-yl]-4-methyl-2-oxo-3-(3-trifluoromethyl-phenyl)-2,3-dihydro-imidazole-1-carbonyl]-amino]-cyclohexyl)-(2,5-dimethyl-2H-pyrazol-3-ylmethyl)-dimethyl-ammonium chloride
30 77	{2-[(Trans-4-[[5-[2-(4-cyano-phenyl)-2H-pyrazol-3-yl]-4-methyl-2-oxo-3-(3-trifluoromethyl-phenyl)-2,3-dihydro-imidazole-1-carbonyl]-amino]-cyclohexanecarbonyl)-amino]-ethyl}-trimethyl-ammonium benzene sulfonate
35 78	[2-(1-[[5-[2-(4-Cyano-phenyl)-2H-pyrazol-3-yl]-4-methyl-2-oxo-3-(3-trifluoromethyl-phenyl)-2,3-dihydro-imidazole-1-carbonyl]-amino]-1-methyl-ethyl)-oxazol-5-ylmethyl]-trimethyl-ammonium benzene sulfonate
35 79	[2-(1-[[5-[2-(4-Cyano-phenyl)-2H-pyrazol-3-yl]-4-methyl-2-oxo-3-(3-trifluoromethyl-phenyl)-2,3-dihydro-imidazole-1-carbonyl]-amino]-cyclopropyl)-oxazol-5-ylmethyl]-trimethyl-ammonium benzene sulfonate
40 80	{2-[(Cis-4-[[5-[2-(4-cyano-phenyl)-2H-pyrazol-3-yl]-4-methyl-2-oxo-3-(3-trifluoromethyl-phenyl)-2,3-dihydro-imidazole-1-carbonyl]-amino]-cyclohexanecarbonyl)-amino]-ethyl}-trimethyl-ammonium benzene sulfonate
45 81	{2-[(Cis-3-[[5-[2-(4-cyano-phenyl)-2H-pyrazol-3-yl]-4-methyl-2-oxo-3-(3-trifluoromethyl-phenyl)-2,3-dihydro-imidazole-1-carbonyl]-amino]-cyclobutanecarbonyl)-amino]-ethyl}-trimethyl-ammonium benzene sulfonate
45 82	[2-(Trans-4-[[5-[2-(4-cyano-phenyl)-2H-pyrazol-3-yl]-4-methyl-2-oxo-3-(3-trifluoromethyl-phenyl)-2,3-dihydro-imidazole-1-carbonyl]-amino]-cyclohexanecarbonyloxy)-ethyl]-trimethyl-ammonium benzene sulfonate
50 83	{2-[(Trans-3-[[5-[2-(4-cyano-phenyl)-2H-pyrazol-3-yl]-4-methyl-2-oxo-3-(3-trifluoromethyl-phenyl)-2,3-dihydro-imidazole-1-carbonyl]-amino]-cyclobutanecarbonyl)-amino]-ethyl}-trimethyl-ammonium benzene sulfonate
55 84	[2-(4-[[5-[2-(4-Cyano-phenyl)-2H-pyrazol-3-yl]-4-methyl-2-oxo-3-(3-trifluoromethyl-phenyl)-2,3-dihydro-imidazole-1-carbonyl]-amino]-4-methyl-piperidin-1-yl)-2-oxo-ethyl]-trimethyl-ammonium benzene sulfonate

(continued)

Example	Chemical name
85	\pm [2-(1-[[5-[2-(4-Cyano-phenyl)-2H-pyrazol-3-yl]-4-methyl-2-oxo-3-(3-trifluoromethyl-phenyl)-2,3-dihydro-imidazole-1-carbonyl]-amino]-ethyl)-thiazol-4-ylmethyl]-trimethyl-ammonium benzene sulfonate
86	{[(Trans-4-[[5-[2-(4-cyano-phenyl)-2H-pyrazol-3-yl]-4-methyl-2-oxo-3-(3-trifluoromethyl-phenyl)-2,3-dihydro-imidazole-1-carbonyl]-amino]-cyclohexylmethyl)-carbamoyl]-methyl]-trimethyl-ammonium benzene sulfonate
87	[(Trans-4-[[5-[2-(4-cyano-phenyl)-2H-pyrazol-3-yl]-4-methyl-2-oxo-3-(3-trifluoromethyl-phenyl)-2,3-dihydro-imidazole-1-carbonyl]-amino]-cyclohexylcarbamoyl)-methyl]-trimethyl-ammonium benzene sulfonate
88	[1-(Trans-4-[[5-[2-(4-cyano-phenyl)-2H-pyrazol-3-yl]-4-methyl-2-oxo-3-(3-trifluoromethyl-phenyl)-2,3-dihydro-imidazole-1-carbonyl]-amino]-cyclohexanecarbonyl)-piperidin-4-yl]-trimethyl-ammonium benzene sulfonate
89	{2-[(Trans-4-[[5-[2-(4-cyano-phenyl)-2H-pyrazol-3-yl]-4-methyl-2-oxo-3-(3-trifluoromethyl-phenyl)-2,3-dihydro-imidazole-1-carbonyl]-amino]-cyclohexanecarbonyl)-methyl-amino]-ethyl]-trimethyl-ammonium benzene sulfonate
90	4-[(Trans-4-[[5-[2-(4-cyano-phenyl)-2H-pyrazol-3-yl]-4-methyl-2-oxo-3-(3-trifluoromethyl-phenyl)-2,3-dihydro-imidazole-1-carbonyl]-amino]-cyclohexanecarbonyl)-amino]-1,1-dimethyl-piperidinium benzene sulfonate
91	4-[(S)-2-[[5-[2-(4-Cyano-phenyl)-2H-pyrazol-3-yl]-4-methyl-2-oxo-3-(3-trifluoromethyl-phenyl)-2,3-dihydro-imidazole-1-carbonyl]-amino]-propionyl)-methyl-amino]-1,1-dimethyl-piperidinium benzene sulfonate
92	{2-[(4-[[5-[2-(4-Cyano-phenyl)-2H-pyrazol-3-yl]-4-methyl-2-oxo-3-(3-trifluoromethyl-phenyl)-2,3-dihydro-imidazole-1-carbonyl]-amino]-piperidine-1-carbonyl)-amino]-ethyl]-trimethyl-ammonium benzene sulfonate
93	[2-(4-[[5-[2-(4-Cyano-phenyl)-2H-pyrazol-3-yl]-4-methyl-2-oxo-3-(3-trifluoromethyl-phenyl)-2,3-dihydro-imidazole-1-carbonyl]-amino]-piperidine-1-carbonyloxy)-ethyl]-trimethyl-ammonium benzene sulfonate
94	[2-(4-[[1-(4-Cyano-phenyl)-5'-methyl-2'-oxo-1'-(3-trifluoromethylphenyl)-1',2'-dihydro-1H-[2,4']biimidazolyl-3'-carbonyl]-amino]-piperidin-1-yl)-2-oxo-ethyl]-trimethyl-ammonium benzene sulfonate

[0054] The therapeutic utility of the present compounds is pertinent to any disease that is known to be at least partially mediated by the action of human neutrophil elastase. For example, the present compounds can be beneficial in the treatment of chronic obstructive pulmonary disease (COPD), cystic fibrosis (CF), bronchiectasis, acute respiratory distress syndrome (ARDS), pulmonary emphysema, pneumonia and lung fibrosis.

[0055] Compounds of the invention are useful for treatment of inflammatory respiratory disorders, for example asthma (mild, moderate or severe), steroid resistant asthma, bronchitis, chronic obstructive pulmonary disease (COPD), cystic fibrosis (CF), pulmonary edema, pulmonary embolism, pneumonia, pulmonary sarcoidosis, pulmonary emphysema, silicosis, pulmonary fibrosis, pulmonary hypertension, respiratory failure, acute respiratory distress syndrome (ARDS), emphysema, chronic bronchitis, tuberculosis, aspergillosis and other fungal infections, hypersensitivity pneumonitis, vasculitic and thrombotic disorders of the lung vasculature, antitussive activity including treatment of chronic cough associated with inflammatory and secretory conditions of the airways, infection due to respiratory syncytial virus, influenza, coronavirus (including severe acute respiratory syndrome, SARS) and adenovirus, bronchiectasis and lung cancer.

[0056] The invention is also concerned with pharmaceutical formulations comprising, as an active ingredient, a compound of the invention. Other compounds can be combined with compounds of this invention for the prevention and treatment of inflammatory diseases of the lung. Thus the invention is also concerned with pharmaceutical compositions for preventing and treating inflammatory diseases of the lung comprising a therapeutically effective amount of a compound of the invention and one or more other therapeutic agents.

[0057] Suitable therapeutic agents for a combination therapy with compounds of the invention include: (1) a corticosteroid, for example budesonide, beclomethasone, beclomethasone (e.g., as the mono or the dipropionate ester), flunisolide, fluticasone (e.g. as the propionate or furoate ester), Ciclesonide, mometasone (e.g. as the furoate ester),

mometasone desonide, rofleponide, hydrocortisone, prednisone, prednisolone, methyl prednisolone, naflocort, deflazacort, halopredone acetate, flucinolone acetonide, flucinonide, clocortolone, tipredane, prednicarbate, alclometasone dipropionate, halometasone, rimexolone, deprodone propionate, triamcinolone, betamethasone, fludrocortisone, desoxycorticosterone, rofleponide, etiprednol dicloacetate and the like. Steroid drugs can additionally include steroids in clinical or pre-clinical development for respiratory diseases such as GW-685698, GW-799943, GSK 870086, QAE397, NCX-1010, NCX-1020, NO-dexamethasone, PL-2146, NS-126 (formerly ST-126). Steroid drugs can also additionally include next generation molecules in development with reduced side effect profiles such as selective glucocorticoid receptor agonists (SEGRAs), including ZK-216348 and AZD5423; (2) a β_2 -adrenoreceptor agonist, such as albuterol, bambuterol, terbutaline, fenoterol, formoterol, formoterol fumarate, salmeterol, salmeterol xinafoate, arformoterol, arformoterol tartrate, indacaterol (QAB-149), carmoterol, BI 1744 CL, GSK159797 (milveterol), GSK59790, GSK159802, GSK642444 (vilanterol), GSK678007, GSK96108, clenbuterol, procaterol, bitolterol, LAS100977 (abediterol), BI1744CL (olodaterol) and brodxaterol; (3) a leukotriene modulator, for example montelukast, zafirlukast or pranlukast; (4) anticholinergic agents, for example selective muscarinic-3 (M3) receptor antagonists such as ipratropium bromide, tiotropium, tiotropium bromide (Spiriva®), glycopyrronium bromide, aclidinium bromide, LAS34273, GSK656398, GSK233705, GSK 573719 (umeclidinium), LAS35201, QAT370 and oxytropium bromide; (5) phosphodiesterase-IV (PDE-IV) inhibitors, for example roflumilast, cilomilast or theophylline; (6) an antitussive agent, such as codeine or dexamorphan; and (7) a non-steroidal anti-inflammatory agent (NSAID), for example ibuprofen or ketoprofen; (8) a mucolytic, for example N acetyl cysteine or fudostein; (9) an expectorant/mucokinetic modulator, for example ambroxol, hypertonic solutions (e.g. saline or mannitol) or surfactant; (10) a peptide mucolytic, for example recombinant human deoxyribonuclease I (dornase-alfa and rhDNase) or hellicidin; (11) antibiotics, for example azithromycin, tobramycin and aztreonam; and (12) p38 Mitogen Activated Protein (MAP) kinase inhibitors, such as GSK 856553 and GSK 681323; (12) inhibitors of Janus Kinases (JAK) such as CP-690550 or GLPG0634; (13) Spleen Tyrosine Kinase (SYK) inhibitors such as R406, R343 or PRT062607; (14) inhibitors of delta and/or gamma isoforms of Phosphatidylinositol 3-kinase (PI3K).; (15) anti-retroviral agents such as ribavirin, zanamivir or laninamivir; (16) PPAR- γ agonists such as pioglitazone and rosiglitazone.

[0058] In one aspect, the invention concerns the use of inhaled administration of compounds of the invention in combination with other anti-inflammatory drugs and bronchodilator drug combinations (i.e. triple combination product), including but not limited to salmeterol xinafoate/fluticasone propionate (Advair/Seretide®), vilanterol/fluticasone furoate (BREQ ELLIPTA™), formoterol fumarate/budesonide (Symbicort®), formoterol fumarate/mometasone furoate, formoterol fumarate/beclometasone dipropionate (Foster®), formoterol fumarate/fluticasone propionate (FlutiForm®), Indacaterol/mometasone furoate, Indacaterol/QAE-397, GSK159797/GSK 685698, GSK159802/GSK 685698, GSK642444/GSK 685698, formoterol fumarate/ciclesonide, arformoterol tartrate/ciclesonide.

[0059] In another aspect, the invention concerns the use of inhaled administration of compounds of the invention in combination with other bronchodilator drug combinations, particularly β_2 agonist/M3 antagonist combinations (i.e. triple combination product), including but not limited to salmeterol xinafoate/tiotropium bromide, formoterol fumarate/tiotropium bromide, formoterol fumarate/ glycopyrrolate (PT003), BI 1744 CL/tiotropium bromide, indacaterol/NVA237, indacaterol/QAT-370, formoterol/ LAS34273, umeclidinium/vilanterol (Anoro™), GSK159797/GSK 573719, GSK159802/GSK 573719, GSK642444/GSK 573719, GSK159797/GSK 233705, GSK159802/GSK 233705, GSK642444/GSK 233705.

[0060] The weight ratio of the first and second active ingredients can be varied and will depend upon the effective dose of each ingredient. Generally, an effective dose of each will be used.

[0061] The magnitude of prophylactic or therapeutic dose of a compound of the invention will, of course, vary with the nature of the severity of the condition to be treated and with the particular compound and its route of administration, and will generally be determined by clinical trial as required in the pharmaceutical art. It will also vary according to the age, weight and response of the individual patient. In general, the daily dose range will lie within the range of from about 0.001 mg to about 100 mg per kg body weight of a mammal, preferably 0.01 mg to about 50 mg per kg, and most preferably 0.1 to 10 mg per kg, in single or divided doses. On the other hand, it can be necessary to use dosages outside these limits in some cases.

[0062] Another aspect of the invention concerns pharmaceutical compositions which comprise a compound of the invention and a pharmaceutically acceptable carrier. The pharmaceutical compositions of the invention comprise a compound of the invention as an active ingredient or a pharmaceutically acceptable salt thereof, and can also contain a pharmaceutically acceptable carrier and optionally other therapeutic ingredients.

[0063] Any suitable route of administration can be employed for providing a mammal, especially a human, with an effective dosage of a compound of the invention. In therapeutic use, the active compound can be administered by any convenient, suitable or effective route. Suitable routes of administration are known, and include oral, intravenous, rectal, parenteral, topical, ocular, nasal, buccal and pulmonary (by inhalation).

[0064] Compositions suitable for administration by inhalation are known, and can include carriers and/or diluents that are known for use in such compositions. The composition can contain 0.01-99% by weight of active compound. Preferably, a unit dose comprises the active compound in an amount of 1 μ g to 10 mg.

[0065] The most suitable dosage level can be determined by any known suitable method. It will be understood, however,

that the specific amount for any particular patient will depend upon a variety of factors, including the activity of the specific compound that is used, the age, body weight, diet, general health and sex of the patient, time of administration, the route of administration, the rate of excretion, the use of any other drugs, and the severity of the disease to be treated.

[0066] For delivery by inhalation, the active compound is preferably in the form of microparticles. They can be prepared by a variety of techniques, including spray-drying, freeze-drying and micronisation.

[0067] By way of example, a composition of the invention can be prepared as a suspension for delivery from a nebuliser or as an aerosol in a liquid propellant, for example for use in a pressurised metered dose inhaler (PMDI). Propellants suitable for use in a PMDI are known and include CFC-12, HFA-134a, HFA-227, HCFC-22 (CCI₂F₂) and HFA-152 (CH₄F₂ and isobutane).

[0068] In a preferred embodiment, a composition is in dry powder form, for delivery using a dry powder inhaler (DPI). Many types of DPI are known.

[0069] Microparticles for delivery by administration can be formulated with excipients that aid delivery and release. For example, in a dry powder formulation, microparticles can be formulated with large carrier particles that aid flow from the DPI into the lung. Suitable carrier particles are known, and include lactose particles; they can have a mass median aerodynamic diameter of greater than 90 μ m.

[0070] In the case of an aerosol-based formulation, a preferred composition is:

Compound of the invention	24 mg / canister
Lecithin, NF Liq. Conc.	1.2 mg / canister
Trichlorofluoromethane, NF	4.025 g / canister
Dichlorodifluoromethane, NF	12.15 g / canister.

[0071] The compounds of the invention can be used in combination with other drugs that are used in the treatment/prevention/suppression or amelioration of the diseases or conditions for which present compounds are useful. Such other drugs can be administered, by a route and in an amount commonly used therefore, contemporaneously or sequentially with a compound of the invention. When a compound of the invention is used contemporaneously with one or more other drugs, a pharmaceutical composition containing such other drugs in addition to the compound of the invention is preferred. Accordingly, the pharmaceutical compositions of the invention include those that also contain one or more other active ingredients, in addition to a compound of the invention.

[0072] The agents of the invention can be administered in inhaled form. Aerosol generation can be carried out using, for example, pressure-driven jet atomizers or ultrasonic atomizers, preferably using propellant-driven metered aerosols or propellant-free administration of micronized active compounds from, for example, inhalation capsules or other "dry powder" delivery systems.

[0073] The active compounds can be dosed as described depending on the inhaler system used. In addition to the active compounds, the administration forms can additionally contain excipients, such as, for example, propellants (e.g. Frigen in the case of metered aerosols), surface-active substances, emulsifiers, stabilizers, preservatives, flavorings, fillers (e.g. lactose in the case of powder inhalers) or, if appropriate, further active compounds.

[0074] For the purposes of inhalation, a large number of systems are available with which aerosols of optimum particle size can be generated and administered, using an inhalation technique which is appropriate for the patient. In addition to the use of adaptors (spacers, expanders) and pear-shaped containers (e.g. Nebulator®, Volumatic®), and automatic devices emitting a puffer spray (Autohaler®), for metered aerosols, in particular in the case of powder inhalers, a number of technical solutions are available (e.g. Diskhaler®, Rotadisk®, Turbohaler® or the inhalers for example as described EP-A-0505321).

Procedure for the preparation of compounds of formula (I)

[0075] The invention further provides a process for the preparation of a compound of formula (I) or a pharmaceutically acceptable salt or quaternary salt thereof as defined above. Compounds of the invention (I) may be prepared according to routes illustrated below in Scheme A.

[0076] The skilled person may introduce, where appropriate, suitable variations to the conditions specifically described in the experimental in order to adapt the synthetic routes to the provision of further compounds of the invention. Such variations may include, but are not limited to, use of appropriate starting materials to generate different compounds, changes in the solvent and temperature of reactions, replacements of reagents with analogous chemical role, introduction or removal of protection/deprotection stages of functional groups sensitive to reaction conditions and reagents.

[0077] Also, introduction or removal of specific synthetic steps oriented to further functionalisation of the chemical scaffold may be contemplated and is included within the scope of the present invention. Processes which can be used and are described and reported in Examples and Schemes, should not be viewed as limiting the scope of the synthetic

methods available for the preparation of the compounds of the invention.

[0078] Compounds used as starting materials or intermediates may be commercially available, their preparation may be specifically described in the literature or they may be prepared according to known methods. In some instances, procedures for the preparation of intermediates or starting materials may be also provided in the experimental.

5 **[0079]** The process described is particularly advantageous as it is susceptible of being properly modulated, through any known proper variant, so as to obtain any of the desired compounds of the invention. Such variants are comprised within the scope of the present invention.

[0080] From all of the above, it should be clear that any of the described groups may be present as such or in any properly protected form.

10 **[0081]** In particular, functional groups present in the intermediate and compounds and which could generate unwanted side reaction and by-products, need to be properly protected before the alkylation, acylation, coupling or sulfonylation takes place. Likewise, subsequent deprotection of those same protected groups may follow upon completion of the said reactions.

15 **[0082]** In the present invention, unless otherwise indicated, the term "protecting group" designates a protective group adapted to preserve the function of the group it is bound to. Typically, protective groups are used to preserve amino, hydroxyl, or carboxyl functions. Appropriate protecting groups may thus include, for example, benzyl, benzyloxycarbonyl, t-butoxycarbonyl, alkyl or benzyl esters or the like, which are well known [see, for a general reference, T.W. Green; Protective Groups in Organic Synthesis (Wiley, N.Y. 1981)].

20 **[0083]** Likewise, selective protection and deprotection of any of the said groups, for instance including carbonyl, hydroxyl or amino groups, may be accomplished according to very well-known methods commonly employed in organic synthetic chemistry.

25 **[0084]** From all of the above, it should be clear that the above process, comprehensive of any variant thereof for the preparation of suitable compounds of the invention, may be conveniently modified so that to adapt the reaction conditions to the specific needs, for instance by choosing appropriate condensing agents, solvents and protective groups, as the case may be.

[0085] In the following Scheme, for compounds of formula (I) to (X), unless otherwise indicated, groups A and X have the same meanings as described for compounds of formula (I) above.

30

35

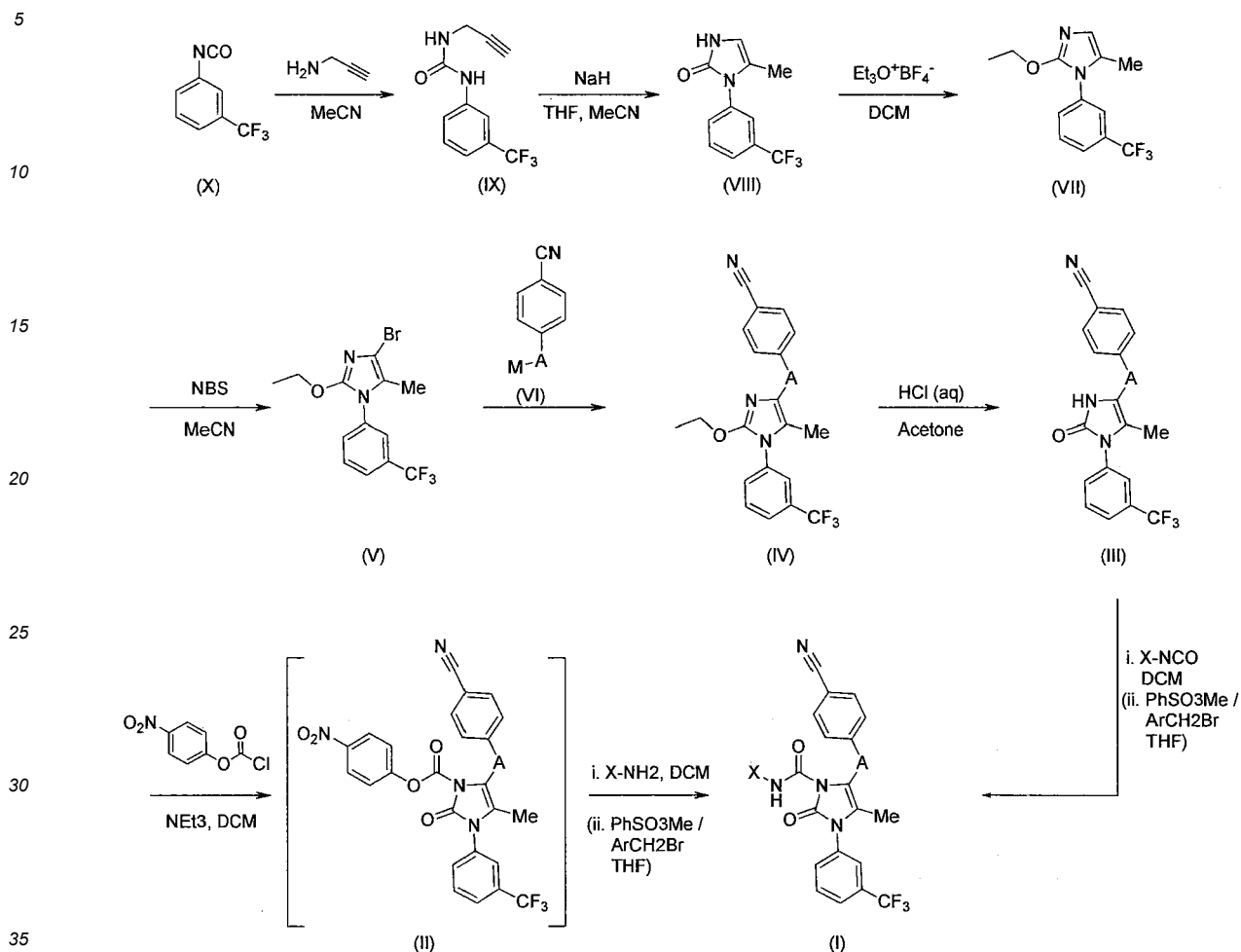
40

45

50

55

Scheme A



[0086] Compounds of formula (I) may be prepared from compounds of formula (III) by reaction with para-nitrophenol chloroformate in the presence of a base such as triethylamine in a solvent such as dichloromethane at an appropriate temperature of between 0°C and the boiling point of the solvent. This gives activated carbamate of formula (II) which can subsequently be reacted with an amine of formula X-NH₂ in a solvent such as dichloromethane at an appropriate temperature of between 0°C and the boiling point of the solvent to give compounds of formula (I).

[0087] Compounds of formula (I) may also be prepared from compounds of formula (III) by reaction with an appropriate isocyanate of formula X-NCO or equivalent in a suitable solvent such as dichloromethane at an appropriate temperature of between 0°C and the boiling point of the solvent.

[0088] In the instances where compounds of formula (I) contain a quaternary ammonium moiety then a quaternisation step may also be used. This can be carried out by reaction with an alkylating agent such as methyl benzenesulphonate or benzyl bromide in a solvent such as THF at an appropriate temperature between ambient and the boiling point of the solvent.

[0089] A compound of formula (III) may be synthesised from a compound of formula (IV) by deprotection using an acid such as an aqueous hydrochloric acid solution in a solvent such as acetone at an appropriate temperature between 0°C and the boiling point of the solvent.

[0090] A compound of formula (IV) may be synthesised from a compound of formula (V) by palladium coupling with a suitable partner fragment of formula (VI) wherein M may be, for example, a group such as -Sn(*n*-Bu)₃. The coupling can be carried out with a catalyst such as Pd(PPh₃)₄ in an appropriate solvent such as 1,4-dioxane at a suitable temperature between ambient and the boiling point of the solvent. If M is halide, for example bromide, then suitable reagents such as 2-dicyclohexylphosphino-2',4',6'-triisopropylbiphenyl, (2-dicyclohexylphosphino-2',4',6'-triisopropyl-1,1'-biphenyl)palladium(II) dichloride and tetrahydroxydiboron in the presence of potassium acetate and K₂CO₃ in an appropriate solvent such as ethanol at a suitable temperature between ambient and the boiling point of the solvent, may be used.

EP 3 464 273 B9

[0091] A compound of formula (V) may be synthesised from a compound of formula (VII) by bromination using a reagent such as N-bromosuccinimide in an appropriate solvent such as acetonitrile at a suitable temperature between 0°C and the boiling point of the solvent.

[0092] A compound of formula (VII) may be synthesised from a compound of formula (VIII) by ethylation using a reagent such as Meerwein's reagent ($\text{Et}_3\text{O}^+\text{BF}_4^-$) in an appropriate solvent such as dichloromethane at a suitable temperature between 0°C and the boiling point of the solvent.

[0093] A compound of formula (VIII) may be synthesised from a compound of formula (IX) using a strong base such as sodium hydride in an appropriate solvent such as tetrahydrofuran/acetonitrile at a suitable temperature between 0°C and the boiling point of the solvent.

[0094] A compound of formula (IX) may be synthesised from a compound of formula (X) by reaction with an amine such as propargylamine in an appropriate solvent such as acetonitrile at a suitable temperature between 0°C and the boiling point of the solvent.

General Experimental Details

[0095] Reactions were not carried out under an inert atmosphere unless specified and all solvents and commercial reagents were used as received.

[0096] Purification by chromatography refers to purification using the CombiFlash® Companion purification system or the Biotage SP1 purification system. Where products were purified using an Isolute® SPE Si II cartridge, 'Isolute SPE Si cartridge' refers to a pre-packed polypropylene column containing unbonded activated silica with irregular particles with average size of 50 µm and nominal 60Å porosity. Fractions containing the required product (identified by TLC and/or LCMS analysis) were pooled and concentrated in vacuo. Where HPLC was used for purification (Purification by MDAP) fractions containing the required product (identified by TLC and/or LCMS analysis) were pooled, the bulk of the organic fraction removed by evaporation, and the remaining aqueous fraction lyophilised, to give the final product. Alternatively the pooled product fraction was evaporated to dryness under reduced pressure. Where thin layer chromatography (TLC) has been used, it refers to silica gel TLC using plates, typically 3 × 6 cm silica gel on aluminium foil plates with a fluorescent indicator (254 nm), (e.g. Fluka 60778). Microwave experiments were carried out using a Biotage Initiator 60™ which uses a single-mode resonator and dynamic field tuning. Temperature from 40-250°C can be achieved, and pressures of up to 30 bar can be reached.

[0097] NMR spectra were obtained on a Varian Unity Inova 400 spectrometer with a 5 mm inverse detection triple resonance probe operating at 400 MHz or on a Bruker Avance DRX 400 spectrometer with a 5 mm inverse detection triple resonance TXI probe operating at 400 MHz or on a Bruker Avance DPX 300 spectrometer with a standard 5mm dual frequency probe operating at 300 MHz. Shifts are given in ppm relative to tetramethylsilane.

[0098] Compound names were generated using ACD/Name 2012 or AutoNom.

Analytical LC-MS Conditions

LC-MS Method 1

[0099] The Waters ZQ quadrupole mass spectrometer with a C18-reverse-phase column (30 × 4.6 mm Phenomenex Luna 3 µm particle size), elution with A: water + 0.1% formic acid; B: MeCN + 0.1% formic acid. Gradient:

Gradient - Time	flow (mL/min)	%A	%B
0.00	2.0	95	5
0.30	2.0	95	5
4.30	2.0	5	95
5.30	2.0	5	95
5.80	2.0	95	5
6.00	2.0	95	5

[0100] Detection - MS, UV (200 µl/min split to the ESI source with in-line HP1100 PDA detector)
MS ionisation method - Electrospray (positive and negative ion)

LC-MS Method 2

[0101] Waters Micromass ZMD quadrupole mass spectrometer with a C18-reverse-phase column (30 × 4.6 mm

EP 3 464 273 B9

Phenomenex Luna 3 μm particle size), elution with A: water + 0.1% formic acid; B: MeCN + 0.1% formic acid. Gradient:

	Gradient - Time	flow(mL/min)	%A	%B
5	0.00	2.0	95	5
	0.50	2.0	95	5
	4.50	2.0	5	95
	5.50	2.0	5	95
	6.00	2.0	95	5

10

[0102] Detection - MS, ELS, UV (200 μl split to MS with in-line UV detector)
MS ionisation method - Electrospray (positive and negative ion)

LC-MS Method 3

15

[0103] Waters Micromass ZQ2000 mass spectrometer with a C18-reverse-phase column (100 \times 2.1 mm Acquity BEH with 1.7 μm particle size) maintained at 40°C, elution with A: water + 0.1% formic acid; B: MeCN + 0.1% formic - acid. Alternatively, where specified, a C18-reverse-phase (100 \times 2.1 mm Acquity UPLC BEH Shield 1.7 μm particle size) column was used.

20

		Gradient:		
	Gradient - Time	flow (mL/min)	%A	%B
	0.00	0.4	95	5
	0.40	0.4	95	5
25	6.00	0.4	5	95
	6.80	0.4	5	95
	7.00	0.4	95	5
	8.00	0.4	95	5

30

[0104] Detection - MS, UV PDA
MS ionisation method - Electrospray (positive/negative ion).

LC-MS Method U1

35

[0105] Acquity H-Class (quaternary pump/PDA detector) plus QDa Mass Spectrometer with an Acquity UPLC BEH C18-reverse-phase column (1.7 μm particle size, 50 \times 2.1mm at 50°C), elution with A: water + 0.1% formic acid; B: MeCN + 0.1% formic acid. Gradient:

	Gradient - Time	flow (mL/min)	%A	%B
40	0.00	1.0	97	3
	1.50	1.0	1	99
	1.90	1.0	1	99
45	2.00	1.0	97	3
	2.50	1.0	97	3

50

[0106] Detection - MS, UV
MS ionisation method - Electrospray (positive and negative ion).

LC-MS Method U2

55

[0107] Acquity H-Class (quaternary pump/PDA detector) plus QDa Mass Spectrometer with an Acquity UPLC BEH C18-reverse-phase column (1.7 μm particle size, 50 \times 2.1mm at 40°C), elution with A: water + 0.1% formic acid; B: MeCN + 0.1% formic acid. Gradient:

EP 3 464 273 B9

	Gradient - Time	flow (mL/min)	%A	%B
	0.00	1.0	97	3
	1.50	1.0	1	99
5	1.90	1.0	1	99
	2.00	1.0	97	3
	2.50	1.0	97	3

[0108] Detection - MS, UV

10 MS ionisation method - Electrospray (positive and negative ion).

LC-MS Method 7

15 **[0109]** HP1100 (quaternary pump/PDA detector) plus ZQ Mass Spectrometer with a Phenomenex Luna C18(2) 3 μ , 30 \times 4.6mm column, elution with A: water + 0.1% formic acid; B: MeCN + 0.1% formic acid.

	Gradient:			
	Gradient - Time	flow	%A	%B
	0.00	2.0	95	5
20	0.30	2.0	95	5
	4.30	2.0	5	95
	5.30	2.0	5	95
	5.80	2.0	95	5
25	6.00	2.0	95	5

[0110] Detection - MS, UV

MS ionisation method - Electrospray (positive and negative ion)

30 Abbreviations used in the experimental section:

[0111]

	DCM	Dichloromethane
35	DIPEA	Di-isopropylethylamine
	DMF	<i>N,N</i> -dimethylformamide
	DMSO	Dimethylsulphoxide
	Et ₂ O	Diethyl ether
	EtOAc	Ethyl acetate
40	h	Hour
	HPLC	High performance liquid chromatography
	IMS	Industrial methylated spirits
	LC-MS	Liquid chromatography-mass spectrometry
	MeCN	Acetonitrile
45	MDAP	Mass Directed Automatic Purification
	Min	Minutes
	NBS	<i>N</i> -Bromosuccinimide
	Rt	Retention time
	RT	Room temperature
50	THF	Tetrahydrofuran

[0112] In the procedures that follow, some of the starting materials are identified through an "Intermediate" or "Example" number. The starting material may not necessarily have been prepared from the batch referred to.

55 **[0113]** When reference is made to the use of a "similar" or "analogous" procedure such a procedure may involve minor variations, for example reaction temperature, reagent/solvent amount, reaction time, work-up conditions or chromatographic purification conditions.

[0114] The present invention will now be further described by the following examples.

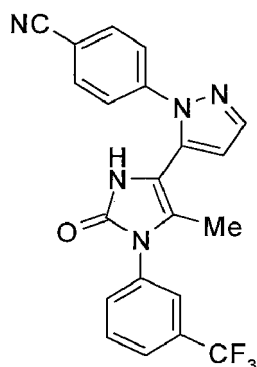
Intermediate A

[0115]

5

10

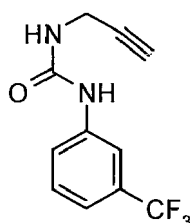
15

**4-(5-(5-Methyl-2-oxo-1-[3-(trifluoromethyl)phenyl]-2,3-dihydro-1H-imidazol-4-yl)-1H-pyrazol-1-yl)benzonitrile**20 **Intermediate A1**

[0116]

25

30

**1-Prop-2-yn-1-yl-3-[3-(trifluoromethyl)phenyl]urea**

35 **[0117]** A solution of propargyl amine (4.41 g, 5.13 mL, 80 mmol) in MeCN (30 mL) was added to a stirred solution of 3-(trifluoromethyl)phenyl isocyanate (15.0g, 12.12 mL, 80 mmol) in MeCN (60 mL) under a nitrogen atmosphere. The reaction mixture was cooled with a RT cooling bath and the rate of addition was such that the internal temperature did not exceed 35°C. After 1.5 h the mixture was concentrated in vacuo. EtOAc (10 ml) was added to the residue and the mixture was sonicated for 2 minutes. The resultant slurry was diluted with cyclohexane (40 ml). The mixture was stirred for 10 minutes and the solid was then recovered by filtration. The mother liquors were concentrated in vacuo and the residue dissolved in EtOAc (10 mL). Dilution with cyclohexane (90 ml) precipitated a second batch of product which was recovered by filtration. The two batches were combined as an ethyl acetate solution and concentrated in vacuo to afford the title compound as a fawn solid (16.65 g).

40

LCMS (Method 2): Rt =3.22 min, m/z 243 [M+H]⁺

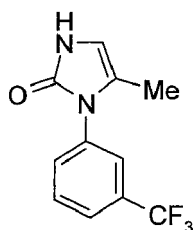
45

Intermediate A2

[0118]

50

55

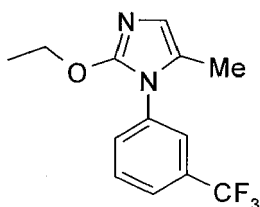


5-Methyl-1-[3-(trifluoromethyl)phenyl]-1,3-dihydro-2H-imidazol-2-one

[0119] A solution of 1-prop-2-yn-1-yl-3-[3-(trifluoromethyl)phenyl]urea (intermediate A1) (11.2 g, 46 mmol) in THF (60 mL) and acetonitrile (120 mL) was added, under a nitrogen atmosphere, to a stirred suspension of sodium hydride (60% dispersion in mineral oil) (4.62 g, 115 mmol) in THF (60 mL) at such a rate that gas evolution was not over-vigorous and the internal temperature remained below 30°C. The mixture was stirred at RT for 2.5 h, a thick precipitate having formed within 1 h. The reaction mixture was cautiously quenched with water (15 mL) and the resulting solution was treated with 1 M hydrochloric acid (150 mL, 150 mmol). The mixture was stirred for 4 hours then allowed to stand for 15 hours. Saturated brine (150 mL) was added and the phases were partitioned. The aqueous phase was extracted with EtOAc (100 mL). The combined organic phase was washed with saturated brine (100 mL), dried (sodium sulfate) and concentrated in vacuo. The residue was triturated with EtOAc (33 mL). The resultant solid was taken into DCM and filtered. The filtrate was concentrated in vacuo to afford the title compound (10.0 g) as a fawn solid. LCMS (Method 1): Rt =2.63 min, m/z 243 [M+H]⁺

Intermediate A3

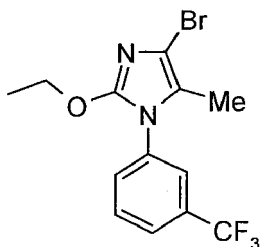
[0120]

**2-Ethoxy-5-methyl-1-[3-(trifluoromethyl)phenyl]-1H-imidazole**

[0121] A solution of triethyloxonium tetrafluoroborate (9.0 g, 47 mmol) in DCM (62 mL) was added to a stirred solution of 5-methyl-1-[3-(trifluoromethyl)phenyl]-1,3-dihydro-2H-imidazol-2-one (Intermediate A2, 9.0 g, 37 mmol) in DCM (124 mL) under a nitrogen atmosphere. The solution was stirred at RT for 2.5 h then treated with water (50 mL) then 1 M sodium hydroxide (50 mL). The phases were partitioned. The aqueous phase was washed with DCM (2 × 50 mL). The combined organic phase was dried (sodium sulfate). The solution of the crude product was filtered through 2x50 g flash SCX 2 cartridges. Each cartridge was rinsed with 10% methanol in DCM (100 mL) then the product fraction was eluted with 2M methanolic ammonia solution (100 mL). The fractions recovered with methanolic ammonia were combined and concentrated in vacuo to afford the title compound (7.92 g) as a brown solid. LCMS (Method 1): Rt =2.41 min, m/z 271 [M+H]⁺

Intermediate A4

[0122]

**4-Bromo-2-ethoxy-5-methyl-1-[3-(trifluoromethyl)phenyl]-1H-imidazole**

[0123] A solution of NBS (5.16 g, 29 mmol) in MeCN (60 mL) was added to a stirred solution of 2-ethoxy-5-methyl-1-[3-(trifluoromethyl)phenyl]-1H-imidazole (Intermediate A3, 7.92 g, 29 mmol) in MeCN (115 mL) at such a rate that the internal temperature of the mixture did not exceed 25°C (a RT cooling bath was used). After 0.5 h the mixture was diluted with water (50 mL) and saturated sodium carbonate (aq) (50 mL). Ethyl acetate (50 mL) was added. The mixture was

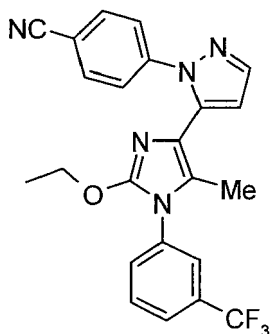
EP 3 464 273 B9

stirred vigorously then the phases were separated. The organic phase was washed with saturated brine (50 mL), dried (sodium sulfate) and concentrated in vacuo. The residue was taken into dichloromethane and filtered through a 25 g Si II SPE cartridge. The cartridge was washed with DCM and 10% EtOAc in DCM. The filtrate was concentrated in vacuo

LCMS (Method 1): Rt =3.86 min, m/z 349 [M(⁷⁹Br)+H]⁺

Intermediate A5

[0124]



4-(5-{2-Ethoxy-5-methyl-1-[3-(trifluoromethyl)phenyl]-1H-imidazol-4-yl}-1H-pyrazol-1-yl)benzonitrile

[0125] A solution of 4-bromo-2-ethoxy-5-methyl-1-[3-(trifluoromethyl)phenyl]-1H-imidazole (Intermediate A4, 3.14 g, 9 mmol) and 4-(5-tributylstannyl-pyrazol-1-yl)-benzonitrile (WO2014009425A1) (6.19 g, 13.5 mmol) in 1,4-dioxane (45 mL) was degassed by bubbling argon through the solution for 5 minutes. Tetrakis(triphenylphosphine)palladium(0) (0.52 g, 0.45 mmol) was added and after a further period of degassing the mixture was heated at 94°C under an argon atmosphere during 17 h. The mixture was cooled to RT and filtered through a 50 g flash SCX 2 cartridge. The cartridge was eluted with DCM, 10% methanol in DCM then a 1:1 mixture of 2M ammonia in methanol and DCM. Concentration of the appropriate fractions in vacuo afforded the crude product. This was triturated with cyclohexane and dried in vacuo to afford the title compound (3.01 g).

LCMS (Method 1): Rt =3.84 min, m/z 438 [M+H]⁺

4-(5-{5-Methyl-2-oxo-1-[3-(trifluoromethyl)phenyl]-2,3-dihydro-1H-imidazol-4-yl}-1H-pyrazol-1-yl)benzonitrile (Intermediate A)

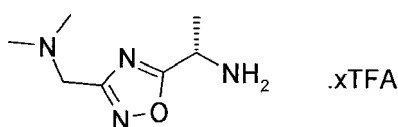
[0126] A suspension of 4-(5-{2-ethoxy-5-methyl-1-[3-(trifluoromethyl)phenyl]-1H-imidazol-4-yl}-1H-pyrazol-1-yl)benzonitrile (0.71 g, 1.6 mmol) in acetone (10 mL) and 1M hydrochloric acid (1.6 mL) was heated at 60°C for 14 h. The mixture was cooled, diluted with acetone (50 mL) and filtered through a 5 g flash NH2 column. The filtrate was concentrated in vacuo. The residue was twice taken into acetonitrile and re-concentrated. The residue was triturated with acetone (10 mL) and dried in vacuo to afford the title compound (0.45 g)

LCMS (Method 3): Rt=4.32 min, m/z 410.1 [M+H]⁺

¹H NMR (400 MHz, CDCl₃): δ 9.27 (1H, br s), 7.78 (1H, d J=1.8 Hz), 7.73-7.63 (4H, m), 7.60-7.56 (3H, m), 7.49 (1H, dJ=7.5 Hz), 6.56 (1H, d J=1.8 Hz), 1.84 (3H, s).

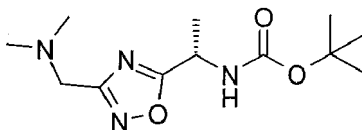
Intermediate B

[0127]



(S)-1-(3-Dimethylaminomethyl-[1,2,4]oxadiazol-5-yl)-ethylamine TFA salt Intermediate B1**[0128]**

5



10

[(S)-1-(3-Dimethylaminomethyl-[1,2,4]oxadiazol-5-yl)-ethyl]-carbamic acid tert-butyl ester

[0129] A solution of 2-(dimethylamino)-N-hydroxyethanimidamide (500 mg, 4.27 mmol) and Boc-alanine (890 mg, 4.70 mmol) was formed in dichloromethane (20 mL) with N,N-diisopropylethylamine (1.1g, 8.54 mmol). HATU (1.95 g, 5.12 mmol) was added and the mixture stirred at ambient temperature for 1h then was headed at reflux for 1h. The mixture was allowed to cool to RT then partitioned between DCM and sat. aqueous sodium bicarbonate. The organic phase was washed with brine, dried over MgSO₄ then evaporated. This material was then dissolved in Dioxane (10mL) and heated at reflux for 4h. The mixture was then allowed to cool and diluted with ethyl acetate, washed with 10% aqueous potassium carbonate, brine, dried over MgSO₄ then evaporated. Purification by flash column chromatography (40g Si cartridge) eluting with a gradient of 0-10% (2N NH₃ in MeOH) in DCM gave Intermediate B1 as a white solid (230 mg, 20%)

15

20

LCMS (Method U1): Rt=0.70 min, m/z 271.2 [M+H]⁺**(S)-1-(3-Dimethylaminomethyl-[1,2,4]oxadiazol-5-yl)-ethylamine TFA salt**

25

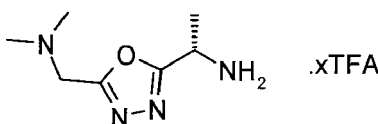
[0130] Intermediate B1 (230 mg, 0.85 mmol) was dissolved in DCM (6 mL). Trifluoroacetic acid (2 mL) was added and the mixture stirred for 2h at ambient temperature. Evaporation gave Intermediate B containing ~4eq of TFA (320mg, 60%).

¹H NMR (400 MHz, d₆-DMSO): δ 9.01 (3H, br s), 5.05-4.96 (1H, m), 4.68 (2H, s), 2.90 (6H, s), 1.64 (3H, d, J=7.0).

30

Intermediate C**[0131]**

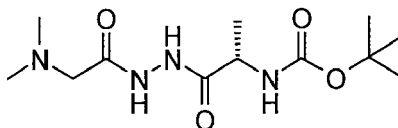
35



40

(S)-1-(5-Dimethylaminomethyl-[1,3,4]oxadiazol-2-yl)-ethylamine TFA salt Intermediate C1**[0132]**

45



50

[(S)-2-[N'-(2-Dimethylamino-acetyl)-hydrazino]-1-methyl-2-oxo-ethyl]-carbamic acid tert-butyl ester

[0133] A solution of Boc-Alanine (1 g, 5.3 mmol) was formed in DCM (40 mL). EDC hydrochloride (1.02 g, 5.3 mmol) was added followed by 1-hydroxybenzotriazole hydrate (716 mg, 5.3 mmol) and the mixture stirred for 5 mins. N,N-diisopropylethylamine (1.85 mL, 10.6 mmol) was added giving a yellow solution. Girard's Reagent D (1.1 g, 5.8 mmol) was added and the mixture stirred for 24h.

55

[0134] The mixture was partitioned between DCM and sat. aqueous sodium bicarbonate The organic phase was isolated using a phase separation cartridge and evaporated. Purification by flash column chromatography (40g Si car-

EP 3 464 273 B9

tridge) eluting with a gradient of 0-10% (2N NH₃ in MeOH) in DCM gave Intermediate C1 as a colourless gum (870 mg, 57%).

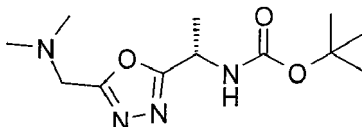
¹H NMR (400 MHz, CDCl₃): δ 8.63 (1H, br s), 5.00-4.89 (1H, m), 4.34-4.22 (1H, m), 3.08 (2H, s), 2.34 (6H, s), 1.46 (9H, s), 1.41 (3H, d, J=7.1 Hz).

5

Intermediate C2

[0135]

10



15

[(S)-1-(5-Dimethylaminomethyl-[1,3,4]oxadiazol-2-yl)-ethyl]-carbamic acid tert-butyl ester

[0136] A solution of Intermediate C1 (288mg, 1 mmol) was formed in DCM (10 mL). Burgess Reagent (357 mg, 1.5 mmol) was added and the mixture stirred over night at ambient temperature. The mixture was partitioned between water and DCM. The organic phase was isolated using a phase separation cartridge and evaporated. Purification by flash column chromatography (12g Si cartridge) eluting with a gradient of 0-10% (2N NH₃ in MeOH) in DCM gave Intermediate C2 as a colourless oil (260 mg, 96%).

20

¹H NMR (400 MHz, CDCl₃): δ 5.09 (2H, br s), 3.75 (2H, s), 2.35 (6H, s), 1.59 (3H, m, partially obscured by water peak), 1.45 (9H, s).

25

(S)-1-(5-Dimethylaminomethyl-[1,3,4]oxadiazol-2-yl)-ethylamine TFA salt

[0137] Intermediate C2 (230 mg, 0.85 mmol) was dissolved in DCM (6 mL). Trifluoroacetic acid (2 mL) was added and the mixture stirred for 2.5h at ambient temperature. Evaporation gave Intermediate C containing ~3eq of TFA (530mg, quant).

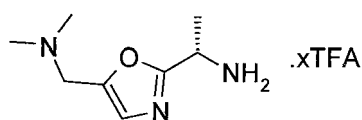
30

¹H NMR (400 MHz, d₆-DMSO): δ 8.93 (3H, br s), 4.95-4.86 (1H, m), 4.77 (2H, s), 2.90 (6H, s), 1.61 (3H, d, J=7.0).

Intermediate D

[0138]

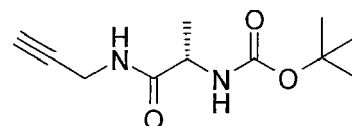
40



(S)-1-(5-Dimethylaminomethyl-oxazol-2-yl)-ethylamine TFA salt Intermediate D1

[0139]

45



50

((S)-1-Prop-2-ynylcarbamoyl-ethyl)-carbamic acid tert-butyl ester

[0140] A solution of Boc-alanine (1 g, 5.3 mmol) was formed in DCM (40 mL). EDC hydrochloride (1.02 g, 5.3 mmol) was added followed by 1-hydroxybenzotriazole hydrate (716 mg, 5.3 mmol) and the mixture stirred for 5 mins. Propargyl amine (407 μL, 6.4 mmol) was added and the mixture stirred for 27h at ambient temperature. The mixture was partitioned between DCM and water. The organic phase was isolated using a phase separation cartridge and evaporated. Purification by flash column chromatography (40g Si cartridge) eluting with a gradient of 0-100% EtOAc in DCM gave Intermediate

55

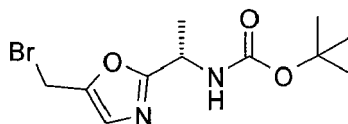
D1 as a white solid (1.04 g, 87%).

$^1\text{H NMR}$ (400 MHz, CDCl_3): δ 6.39 (1H, br s), 4.89 (1H, br s), 4.19-4.09 (1H, m), 4.09-4.00 (2H, m), 2.22 (1H, t, $J=2.5\text{Hz}$), 1.45 (9H, s), 1.36 (3H, d, $J=7.1\text{Hz}$).

5 **Intermediate D2**

[0141]

10



15 **[(S)-1-(5-Bromomethyl-oxazol-2-yl)-ethyl]-carbamic acid tert-butyl ester**

[0142] A solution of Intermediate D1 (500 mg, 2.21 mmol) was formed in chloroform (10mL). Gold (III) chloride (7 mg, 0.022 mmol) was added and the mixture was stirred at ambient temperature for 4 hours before cooling to 0°C . 2,6-Lutadine (260 mg, 2.43 mmol) was added followed by bromine (350mg, 2.21 mmol) in chloroform (2mL). The mixture was allowed to warm to RT overnight.

20

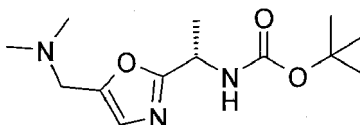
[0143] The mixture was diluted with DCM and washed with an aqueous sodium thiosulphate solution, sat. aqueous sodium bicarbonate solution, brine and then dried over MgSO_4 . Purification by flash column chromatography (24g Si cartridge) eluting with a gradient of 0-100% EtOAc in cyclohexane gave Intermediate D2 as a colourless oil (320 mg, 47%). $^1\text{H NMR}$ (400 MHz, CDCl_3): δ 6.99 (1H, s), 5.10 (1H, br s), 4.95 (1H, br s), 4.46 (2H, s), 1.54 (3H, d, partially obscured by water), 1.45 (9H, s).

25

Intermediate D3

[0144]

30



35

[(S)-1-(5-Dimethylaminomethyl-oxazol-2-yl)-ethyl]-carbamic acid tert-butyl ester

[0145] Intermediate D2 (320 mg, 1.04 mmol) was dissolved in a solution of 2N NH_3 in THF and stirred at ambient temperature for 1 hour. The mixture was filtered through celite to remove the white precipitate and the filtrate was evaporated. Purification by flash column chromatography (12g Si cartridge) eluting with a gradient of 0-100% EtOAc in cyclohexane gave Intermediate D3 as a yellow oil (200 mg, 73%).

40

$^1\text{H NMR}$ (400 MHz, CDCl_3): δ 6.85 (1H, s), 5.17 (1H, br s), 4.93 (1H, br s), 3.50 (2H, s), 2.27 (6H, s), 1.52 (3H, d, $J=6.9\text{Hz}$), 1.44 (9H, s).

45

(S)-1-(5-Dimethylaminomethyl-oxazol-2-yl)-ethylamine TFA salt

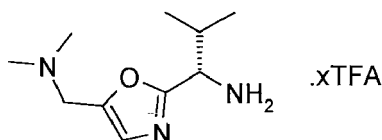
[0146] Intermediate D3 (200 mg, 0.76 mmol) was dissolved in DCM (6 mL). Trifluoroacetic acid (2 mL) was added and the mixture stirred for 2h at ambient temperature. Evaporation gave Intermediate D containing ~4eq of TFA (490 mg, quant).

50

$^1\text{H NMR}$ (400 MHz, $d_6\text{-DMSO}$): δ 8.75 (3H, br s), 7.46 (1H, s), 4.71 (1H, br s), 4.50 (2H, s), 2.79 (6H, s), 1.56 (3H, d, $J=6.9\text{Hz}$).

55 **Intermediate E**

[0147]

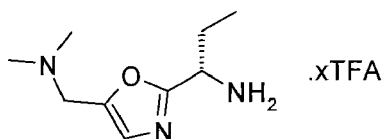


5

(S)-1-(5-Dimethylaminomethyl-oxazol-2-yl)-2-methyl-propylamine TFA salt

[0148] Intermediate E was synthesised from Boc-valine using a similar procedure to that for Intermediate D.

¹H NMR (400 MHz, d6-DMSO): δ 8.77 (3H, br s), 7.49 (1H, s), 4.52 (2H, s), 4.46, (1H, s), 2.78 (6H, s), 2.31-2.16 (1H, m), 1.01 (3H, d, J=6.8Hz), 0.87 (3H, d, J=6.8Hz).

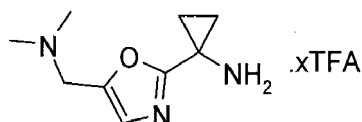
Intermediate F15 **[0149]**

20

(S)-1-(5-Dimethylaminomethyl-oxazol-2-yl)-propylamine TFA salt

[0150] Intermediate F was synthesised from Boc-(S)-2-amino-butylric acid using a similar procedure to that for Intermediate D.

¹H NMR (400 MHz, d6-DMSO): δ 8.77 (3H, br s), 7.48 (1H, s), 4.55 (1H, br s), 4.51, (2H, s), 2.79 (6H, s), 2.02-1.90 (2H, m), 0.91 (3H, t, J=7.4Hz).

Intermediate G30 **[0151]**

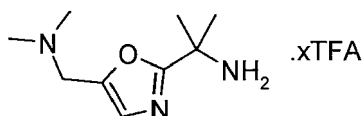
35

1-(5-Dimethylaminomethyl-oxazol-2-yl)-cyclopropylamine TFA salt

[0152] Intermediate G was synthesised from Boc-1-amino-cyclopropanecarboxylic acid using a similar procedure to that for Intermediate D.

¹H NMR (400 MHz, d6-DMSO): δ 9.20 (3H, br s), 7.43 (1H, s), 4.46 (2H, s), 2.77 (6H, s), 1.53 (4H, br s).

40

Intermediate H45 **[0153]**

50

1-(5-Dimethylaminomethyl-oxazol-2-yl)-1-methyl-ethylamine TFA salt

[0154] Intermediate H was synthesised from Boc-2-amino-2-methyl-propionic acid using a similar procedure to that for Intermediate D.

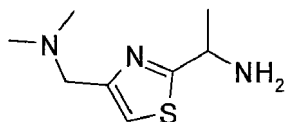
55

EP 3 464 273 B9

$^1\text{H NMR}$ (400 MHz, d_6 -DMSO): δ 8.88 (3H, br s), 7.47 (1H, s), 4.51 (2H, s), 2.79 (6H, s), 1.66 (6H, s).

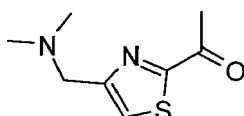
Intermediate I

5 [0155]



+1-(4-Dimethylaminomethyl-thiazol-2-yl)-ethylamine Intermediate I1

15 [0156]



1-(4-Dimethylaminomethyl-thiazol-2-yl)-ethanone

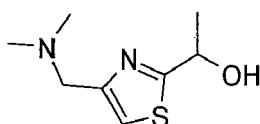
25 [0157] Dimethyl-thiazol-4-ylmethyl-amine (US20150166548) (0.78 g, 5.5 mmol) was stirred in THF (35 ml) at -78°C as n -butyllithium (1.6 M in hexanes, 4.75 mL, 7.6 mmol) was added over 5 min. keeping the temperature below -60°C . After a further 15 min, N -methoxy- N -methylacetamide (1.13 g, 11 mmol) was added. The mixture was allowed to warm gradually to 0°C , then diluted with water (15 mL) and sat. brine (15 mL). The phases were separated and the aqueous was extracted with DCM (15 mL). The combined organics were dried (Na_2SO_4) and concentrated. The residue was chromatographed on a 10g silica column eluting with 0% to 10% MeOH in DCM. The material thus obtained was further
30 purified by SCX-2, loading in DCM and washing with 20% MeOH in DCM before eluting with 20% of 2M methanolic ammonia in DCM to give 1-(4-dimethylaminomethyl-thiazol-2-yl)-ethanone as a yellow brown oil (710 mg, 70%).
LCMS (Method U2) R_t = 0.21 min, m/z = 185.1 $[\text{M}+\text{H}]^+$.

Intermediate I2

35

[0158]

40



+1-(4-Dimethylaminomethyl-thiazol-2-yl)-ethanol

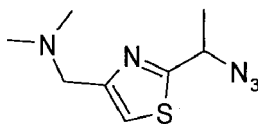
45

[0159] 1-(4-Dimethylaminomethyl-thiazol-2-yl)-ethanone (impure, 800 mg, ca. 3.7 mmol) in MeOH (12 mL) was stirred in an ice bath and treated with sodium borohydride (168 mg, 4.44 mmol). When gas evolution had ceased it was allowed to warm slowly to RT. After a further 16h the mixture was diluted with water (30 mL) and extracted with DCM (3 x 25 mL). The aqueous phase was treated with NaCl and extracted with DCM (2 x 25 mL). The combined organics were
50 dried (Na_2SO_4) and evaporated to give title compound as a brown oil (0.58 g, 84%).
LCMS (Method U2) R_t = 0.19 min, m/z = 187 $[\text{M}+\text{H}]^+$.

Intermediate I3

55

[0160]



5

± [2-(1-Azido-ethyl)-thiazol-4-ylmethyl]-dimethyl-amine

10 **[0161]** ±1-(4-Dimethylaminomethyl-thiazol-2-yl)-ethanol (0.58 g, 3.1 mmol) in toluene (3.1 mL) was treated with diphenylphosphoryl azide (1.023 g, 3.72 mmol) and DBU (487 mg, 3.2 mmol). The mixture was stirred at RT for 3 days then allowed to stand for 65h. It was then heated at 60°C for 2h. The mixture was cooled and diluted with DCM (20 mL). The mixture was washed with sat. Na₂CO₃ solution and the aqueous phase was extracted with more DCM (20 mL). The combined organic phases were dried (Na₂SO₄) and loaded onto a 10g silica column and eluted with DCM followed by 5%, 10% and 15% MeOH in DCM. The product was re-chromatographed on 5 g and 2 g columns to afford the title compound (250 mg, 33%) as a brown oil.

15 LCMS (Method U2) Rt = 0.79 min, m/z = 212.1 [M+H]⁺.

±1-(4-Dimethylaminomethyl-thiazol-2-yl)-ethylamine

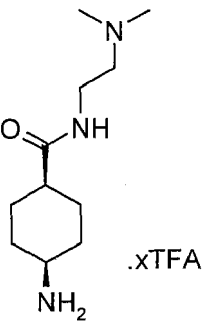
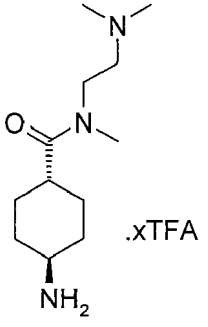
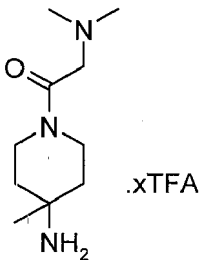
20 **[0162]** ± [2-(1-Azido-ethyl)-thiazol-4-ylmethyl]-dimethyl-amine (250 mg, 1 mmol) in THF (5 mL) and water (0.5 mL) was treated with triphenylphosphine (500 mg, 1.9 mmol) and heated at 56°C for 17h. The mixture was cooled and filtered through a 2g SCX-2 cartridge washing with 20% MeOH in DCM and eluting with 20% 2M methanolic ammonia in DCM to give the title compound (139 mg, ca. 70%) as a yellow oil.

LCMS (Method U2) Rt = 0.22 min, m/z = 186.1 [M+H]⁺.

25 **[0163]** The following compounds were prepared from the starting materials using analogous procedures to that described for Intermediate D1 and Intermediate D.

Intermediate	Structure	Starting materials		Data
30 35 40 45 50 55 J	<p>.xTFA 4-Trans-amino-cyclohexane-carboxylic acid (2-dimethyl-amino-ethyl)-amide TFA salt</p>	N,N-Dimethylethylene-diamine	4-Trans-tert-butoxy-carbonyl-aminocyclohexane-carboxylic acid	¹ H NMR (400 MHz, d ₆ -DMSO): δ 9.72 (1H, br s), 8.11 (1H, m), 7.88 (3H, br s), 3.42-3.37 (2H, m), 3.17-3.10 (3H, m), 2.81 (6H, d, J=5Hz), 2.13-2.02 (1H, m), 2.02-1.95 (2H, m), 1.88-1.80 (2H, m), 1.49-1.22 (4H, m).

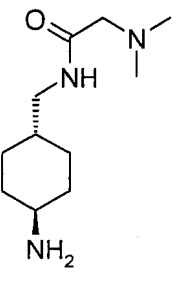
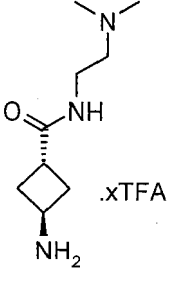
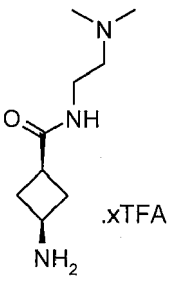
(continued)

Intermediate	Structure	Starting materials		Data
5 10 15 K	 <p data-bbox="375 627 630 750">4-Cis-amino-cyclohexane-carboxylic acid (2-dimethyl-amino-ethyl)-amide TFA salt</p>	N,N-Dimethylethylene-diamine	4-Cis-tert-butoxy-carbonylamino-cyclohexane-carboxylic acid	¹ H NMR (400 MHz, d ₆ -DMSO): δ 9.65 (1H, br s), 8.04 (1H, m), 7.81 (3H, br s), 3.42-3.37 (2H, m), 3.17-3.10 (3H, m), 2.81 (6H, d, J=5Hz), 2.35-2.29 (1H, m), 1.90-1.81 (2H, m), 1.72-1.50 (6H, m).
20 25 30 L	 <p data-bbox="375 1108 630 1254">4-Trans-amino-cyclohexane-carboxylic acid (2-dimethyl-amino-ethyl)-methyl-amide TFA salt</p>	N,N,N'-Trimethylethylenediamine	4-Trans-tert-butoxycarbonylamino-cyclohexane-carboxylic acid	¹ H NMR (400 MHz, d ₆ -DMSO): δ 8.20 (3H, br m), 3.66-3.61 (1H, m), 3.21-3.14 (2H, m), 3.05 (3H, s), 2.98-2.90 (1H, br m), 2.81-2.72 (8H, m), 2.01-1.94 (2H, m), 1.84-1.75 (2H, m), 1.52-1.31 (4H, m).
35 40 45 M	 <p data-bbox="375 1545 630 1668">1-(4-Amino-4-methyl-piperidin-1-yl)-2-dimethylamino-ethanone TFA salt</p>	(4-Methyl-piperidin-4-yl)-carbamic acid tert-butyl ester	Dimethyl-amino-acetic acid	LCMS (Method U1) Rt = 0.11 min, m/z = 200 [M+H] ⁺ .

50

55

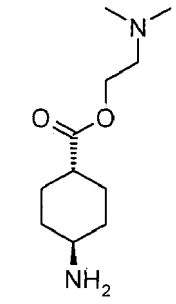
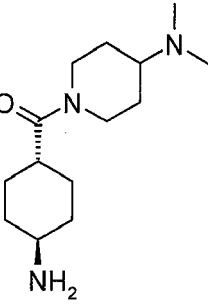
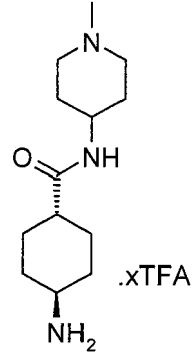
(continued)

Intermediate	Structure	Starting materials		Data
5 10 15 N	 <p data-bbox="375 638 614 761">N-(Trans-4-amino-cyclohexyl-methyl)-2-dimethylamino-acetamide</p>	(Trans-4-aminomethyl-cyclo-hexyl)-carbamic acid tert-butyl ester	Dimethyl-amino-acetic acid	¹ H NMR (400 MHz, CDCl ₃): δ 5.67 (1H, m), 4.46 (1H, br s), 3.76-3.69 (1H, m), 3.35 (1H, br s), 3.23-3.17 (1H, m), 3.05-3.00 (1H, m), 2.80 (6H, s), 2.05-1.99 (2H, m), 1.83-1.77 (2H, m), 1.61 (1H, br s), 1.22-0.97 (4H, m).
20 25 30 O	 <p data-bbox="375 1086 630 1209">3-Trans-amino-cyclobutane-carboxylic acid (2-dimethyl-amino-ethyl)-amide TFA salt</p>	N,N-Dimethylethylenediamine	3-Trans-tert-butoxycarbonyl-amino-cyclobutane-carboxylic acid	¹ H NMR (400 MHz, d ₆ -DMSO): δ 8.14 (1H, m), 8.03 (3H, br s), 3.81-3.72 (1H, m), 3.41-3.37 (2H, m), 3.15-3.10 (2H, m), 3.07-2.99 (1H, m), 2.81 (6H, d, J=4.7Hz), 2.41-2.34 (2H, m), 2.30-2.22 (2H, m).
35 40 45 P	 <p data-bbox="375 1523 630 1646">3-Cis-amino-cyclobutane-carboxylic acid (2-dimethyl-amino-ethyl)-amide TFA salt</p>	N,N-Dimethylethylenediamine	3-Cis-tert-butoxycarbonyl-amino-cyclobutane-carboxylic acid	¹ H NMR (400 MHz, d ₆ -DMSO): δ 8.16 (1H, m), 8.02 (3H, br s), 3.65-3.57 (1H, m), 3.42-3.37 (2H, m), 3.15-3.10 (2H, m), 2.83-2.76 (7H, m), 2.37-2.29 (2H, m), 2.24-2.15 (2H, m).

50

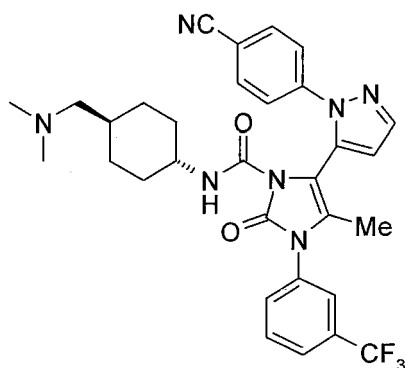
55

(continued)

Intermediate	Structure	Starting materials		Data
5 10 15 Q	 <p data-bbox="375 604 630 716">4-Trans-amino-cyclohexane-carboxylic acid 2-dimethylamino-ethyl ester</p>	2-Dimethyl-aminoethanol	4-Trans-tert-butoxycarbonyl-amino-cyclohexane-carboxylic acid	¹ H NMR (400 MHz, CDCl ₃): δ 4.16 (2H, t, J=5.7Hz), 2.71-2.62 (1H, m), 2.55 (2H, t, J=5.7Hz), 2.31-2.23 (7H, m), 2.02-1.88 (4H, m), 1.53-1.43 (2H, m), 1.16-1.05 (2H, m).
20 25 30 R	 <p data-bbox="375 1064 630 1209">(4-Trans-amino-cyclohexyl)-(4-dimethylamino-piperidin-1-yl)-methanone</p>	Dimethyl-piperidin-4-yl-amine	4-Trans-tert-butoxycarbonyl-amino-cyclohexane-carboxylic acid	¹ H NMR (400 MHz, CDCl ₃): δ 4.64 (1H, d, J=13.4Hz), 3.94 (1H, d, J=13.4Hz), 3.06-2.98 (1H, m), 2.76-2.67 (1H, m), 2.60-2.51 (1H, m), 2.47-2.30 (2H, m), 2.29 (6H, s), 1.96-1.56 (8H, m), 1.45-1.31 (2H, m), 1.19-1.05 (2H, m).
35 40 45 50 S	 <p data-bbox="375 1612 630 1758">4-Trans-amino-cyclohexanecarboxylic acid (1-methyl-piperidin-4-yl)-amide TFA salt</p>	1-Methyl-piperidin-4-ylamine	4-Trans-tert-butoxycarbonyl-amino-cyclohexane-carboxylic acid	¹ H NMR (400 MHz, d ₆ -DMSO): δ 10.56 (1H, br s), 8.04-7.95 (4H, m), 3.73-3.65 (5H, m), 3.57 (3H, s), 3.52-3.44 (2H, m), 3.38-3.32 (2H, m), 3.26-3.20 (1H, m), 3.09-2.90 (3H, m), 2.72-2.66 (5H, m).

Example 1

55 [0164]



5-[2-(4-Cyano-phenyl)-2H-pyrazol-3-yl]-4-methyl-2-oxo-3-(3-trifluoromethyl-phenyl)-2,3-dihydro-imidazole-1-carboxylic acid *trans*-(4-dimethylaminomethyl-cyclohexyl)-amide

[0165] A stirred mixture of 4-{5-[5-methyl-2-oxo-1-(3-trifluoromethyl-phenyl)-2,3-dihydro-1H-imidazol-4-yl]-pyrazol-1-yl}-benzonitrile (**Intermediate A**, 500 mg, 1.22 mmol) and dichloromethane (15 mL) was treated with 4-nitrophenyl chloroformate (470 mg, 2.33 mmol). Triethylamine (726 mg, 1.0 mL, 7.12 mmol) was added to the resultant solution and stirring was continued for 30 minutes. The solution was added to *trans*-4-dimethylaminomethyl-cyclohexylamine trifluoroacetate salt (1.55 mmol). The mixture was stirred for 1h then diluted with DCM (15 mL). Water (25 mL) and saturated sodium carbonate solution (5mL) were added. The phases were partitioned. The aqueous phase was washed with DCM (2x30 mL). The combined organic phase was dried (sodium sulfate) and concentrated in vacuo. The residue was part purified using a 10 g SCX-2 column loading with DCM, washing with 4:1 DCM: methanol and eluting with 4:1 DCM: 2M methanolic ammonia. Concentration of the appropriate fractions gave the crude product. This was further purified by filtration through 2x5g flash NH₂ cartridges washing with 4:1 DCM: methanol, then flash chromatography on a 5g Sill cartridge eluting with DCM, 50:1, 9:1 then 4:1 DCM: methanol. Concentration of the appropriate fractions gave the title compound (425mg, 0.7 mmol, 59%).

LCMS (Method 3): Rt =3.76 min, m/z 592 [M+H]⁺

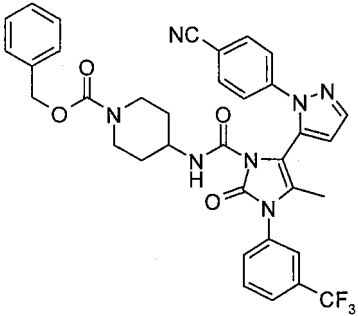
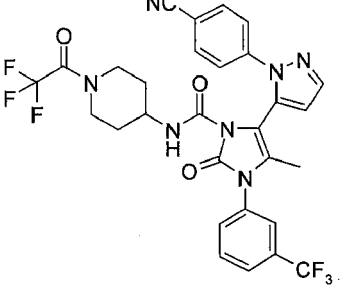
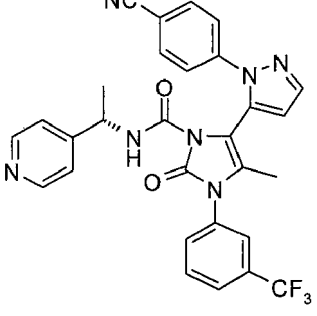
¹H NMR (400 MHz, d₆-DMSO): δ 8.18 (1H, d, *J* = 7.7 Hz), 8.02 (1H, s), 7.95-7.76 (6H, m), 7.69-7.61 (2H, m), 6.63 (1H, d, *J* = 1.7 Hz), 3.20-3.08 (1H, m), 2.06 (6H, s), 1.94 (2H, d, *J* = 7.2 Hz), 1.89 (3H, s), 1.75-1.61 (3H, m), 1.47-1.37 (1H, m), 1.37-1.24 (1H, m), 1.16-1.03 (1H, m), 0.99-0.71 (3H, m).

[0166] The following compounds were prepared by analogous procedures to that used in Example 1. In the table below where rotameric signals have been identified in the NMR spectrum these have been labelled by *.

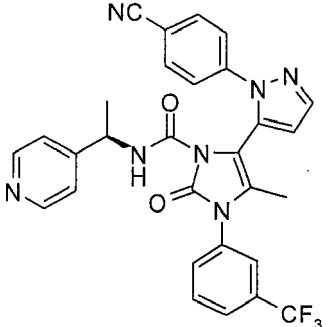
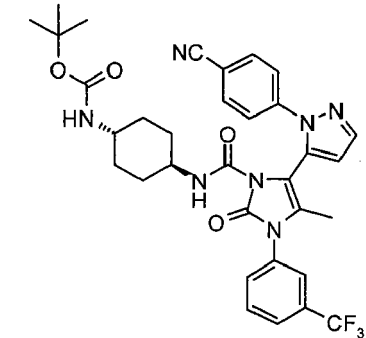
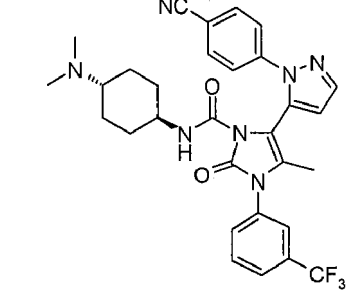
Ex	Structure	Amine	¹ H NMR	LC-MS Method 3
2		(1S,2S)-2-Benzyloxy-cyclopentylamine	¹ H NMR (400 MHz, d ₆ -DMSO): δ 8.31 (1H, d, <i>J</i> =6.9 Hz), 7.93 (1H, m), 7.88-7.74 (6H, m), 7.62 (2H, d, <i>J</i> =8.5 Hz), 7.34-7.20 (5H, m), 6.62 (1H, d, <i>J</i> =1.75 Hz), 4.43-4.30 (2H, m), 3.79-3.70 (1H, m), 1.87 (3H, s), 1.78-1.10 (7H, m).	Rt=5.83 min, m/z = 627.2 [M+H] ⁺ , 649.3 (M+Na) ⁺

EP 3 464 273 B9

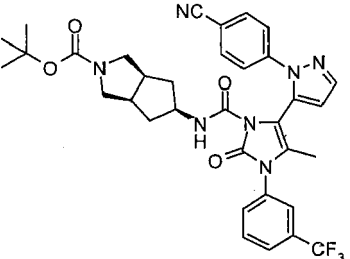
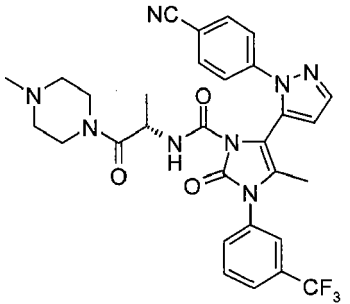
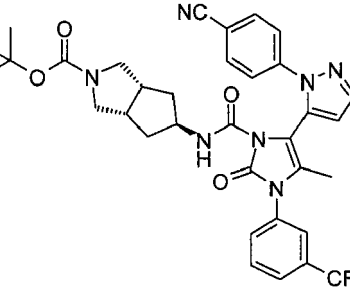
(continued)

Ex	Structure	Amine	1H NMR	LC-MS Method
3		4-Amino-piperidine-1-carboxylic acid benzyl ester	¹ H NMR (400 MHz, d6-DMSO): δ 8.32 (1H, d, J=7.2 Hz), 8.02 (1H, m), 7.95-7.90 (2H, m), 7.90-7.79 (4H, m), 7.69-7.62 (2H, m), 7.40-7.26 (5H, m), 6.64 (1H, d, J=1.76 Hz), 5.05 (2H, s), 3.77-3.63 (2H, m), 3.45 (1H, m), 3.08-2.84 (2H, m), 1.90 (3H, s), 1.65 (1H, m), 1.41 (1H, m), 1.29 (1H, m), 1.07 (1H, m).	Rt=5.50 min, m/z = 670.3 [M+H] ⁺
4		1-(4-Amino-piperidin-1-yl)-2,2,2-trifluoroethanone	¹ H NMR (400 MHz, d6-DMSO): δ 8.34 (1H, d, J=7.2 Hz), 8.01 (1H, m), 7.95-7.90 (2H, m), 7.90-7.78 (4H, m), 7.69-7.63 (2H, m), 6.64 (1H, d, J=1.75 Hz), 3.98 (1H, m), 3.73-3.53 (2H, m), 3.35-3.22 (1H, m), 3.10-2.97 (1H, m), 1.90 (3H, s), 1.77 (1H, m), 1.51 (1H, m), 1.41 (1H, m), 1.26-1.08 (1H, m).	Rt=5.20 min, m/z = 632.3 [M+H] ⁺
5		(S)-1-Pyridin-4-yl-ethylamine	¹ H NMR (400 MHz, CDCl ₃): δ 8.88 (1H, t, J=7 Hz), 8.59-8.53 (1H, m), 8.53-8.49 (1H, m), 7.82-7.68 (4H, m), 7.65 (1H, bs), 7.62-7.52 (3H, m), 7.43-7.37 (1H, m), 7.15-7.12 (1H, m), 6.99-6.95 (1H, m), 6.55 (0.5H, d, J=1.77 Hz)*, 6.53 (0.5H, d, J=1.77 Hz)*, 4.81-4.67 (1H, m), 1.95 (1.5H, s)*, 1.92 (1.5H, s)*, 1.41 (1.5H, d, J=7 Hz)*, 1.34 (1.5H, d, J=7 Hz)*.	Rt=3.81 min, m/z = 558.0 [M+H] ⁺

(continued)

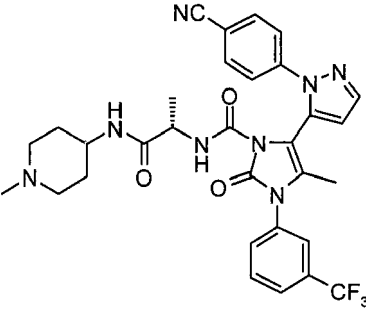
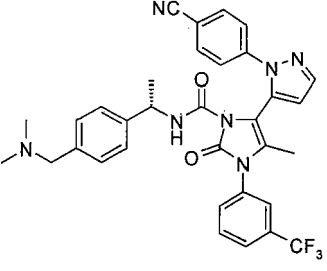
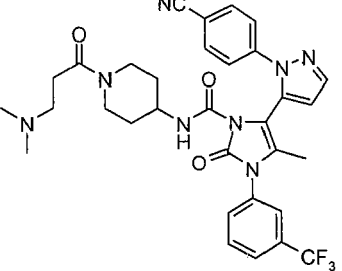
Ex	Structure	Amine	1H NMR	LC-MS Method
6		(R)-1-Pyridin-4-yl-ethyl amine	¹ H NMR (400 MHz, CDCl ₃): δ 8.88 (1H, t, J=7 Hz), 8.59-8.53 (1H, m), 8.53-8.49 (1H, m), 7.82-7.68 (4H, m), 7.65 (1H, bs), 7.62-7.52 (3H, m), 7.43-7.37 (1H, m), 7.15-7.12 (1H, m), 6.99-6.95 (1H, m), 6.55 (0.5H, d, J=1.77 Hz)*, 6.53 (0.5H, d, J=1.77 Hz)*, 4.81-4.67 (1H, m), 1.95 (1.5H, s)*, 1.92 (1.5H, s)*, 1.41 (1.5H, d, J=7 Hz)*, 1.34 (1.5H, d, J=7 Hz)*.	Rt=3.80 min, m/z = 558.0 [M+H] ⁺
8		(Trans-4-aminocyclohexyl)-carbamic acid tert-butyl ester	¹ H NMR (400 MHz, CDCl ₃): δ 8.36 (1H, d, J=7.5 Hz), 7.80 (1H, d, J=1.7 Hz), 7.78-7.66 (4H, m), 7.62-7.58 (3H, m), 7.55-7.50 (1H, m), 6.55 (1H, d, J=1.8 Hz), 4.32-4.32 (1H, bs), 3.48-3.36 (2H, m), 1.98-1.90 (3H, m), 1.87 (3H, s), 1.82-1.73 (1H, m), 1.41 (9H, s), 1.30 - 1.07 (4H, m).	Rt=5.52 min, m/z = 650.3 [M+H] ⁺ , 672.3 [M+Na] ⁺
9		N,N-Dimethyl-trans-cyclohexane-1,4-diamine	¹ H NMR (400 MHz, CDCl ₃): δ 8.30 (1H, d, J=7.5 Hz), 7.81 (1H, d, J=1.8 Hz), 7.78-7.66 (4H, m), 7.64-7.57 (3H, m), 7.52 (1H, dm, J=7.8 Hz), 6.55 (1H, d, J=1.8 Hz), 3.46-3.35 (1H, m), 2.24 (6H, s), 2.14-2.04 (1H, m), 2.00-1.94 (1H, m), 1.91-1.75 (3H, m), 1.89 (3H, s), 1.31-0.99 (4H, m).	Rt=3.80 min, m/z = 578.3 [M+H] ⁺

(continued)

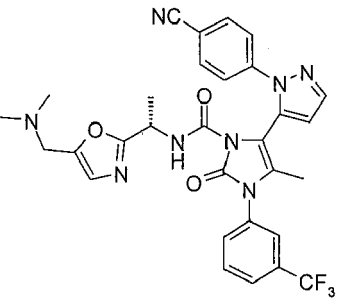
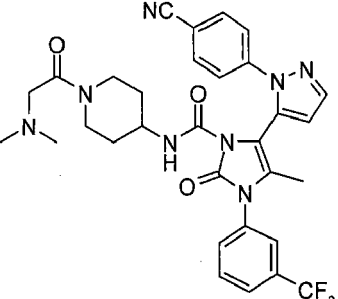
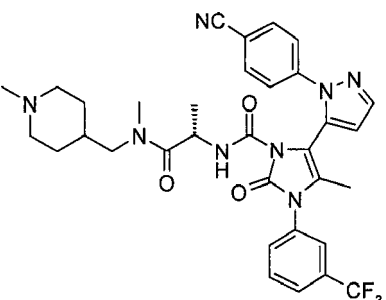
Ex	Structure	Amine	1H NMR	LC-MS Method 3
5 10 15 20		(3aS,5R,6aR)-5-Amino-hexahydro-cyclopenta[c]pyrrole-2-carboxylic acid tert-butyl ester	¹ H NMR (400 MHz, CDCl ₃): δ 8.52 (1H, d, J=7.3 Hz), 7.81 (1H, d, J=1.8 Hz), 7.78-7.65 (4H, m), 7.63-7.57 (3H, m), 7.55-7.49 (1H, m), 6.55 (1H, d, J=1.8 Hz), 4.02-3.85 (1H, m), 3.47-3.36 (2H, m), 3.21-3.21 (2H, m), 2.60-2.47 (2H, m), 2.32-2.20 (1H, m), 2.20-2.10 (1H, m), 1.88 (3H, s), 1.43 (9H, s), 1.30 - 1.10 (2H, m).	Rt= 5.66 min, m/z = 662.5 [M+H] ⁺ , m/z 684.4 [M+Na] ⁺
25 30 35		(S)-2-Amino-1-(4-methylpiperazin-1-yl)propan-1-one	¹ H NMR (400 MHz, d ₆ -DMSO): δ 9.04 (0.6H, d, J=6.6 Hz)*, 8.84 (0.4H, d, J=7.2 Hz)*, 8.07-8.00 (1H, m), 7.97-7.78 (6H, m), 7.66 (2H, m), 6.67-6.62 (1H, m)*, 4.46 (0.6H, quintet, J=6.6 Hz)*, 4.38 (0.4H, quintet, J=6.8 Hz)*, 3.54-3.30 (4H, m), 2.31-2.16 (4H, s), 2.19 (1.2H, s)*, 2.14 (1.8H, s)*, 1.92 (1.8H, s)*, 1.88 (1.2H, s)*, 1.09 (1.2H, d, J=6.7 Hz)*, 0.83 (1.8H, d, J=6.7 Hz)*.	Rt= 3.71 min, m/z = 607.4 [M] ⁺
40 45 50 55		(3aR,5S, 6aS)-5-Amino-hexahydro-cyclopenta-[c]pyrrole-2-carboxylic acid tert-butyl ester	¹ H NMR (400 MHz, CDCl ₃): δ 8.44 (1H, d, J=6.8 Hz), 7.81 (1H, d, J=1.8 Hz), 7.77 (1H, dm, J=8.2 Hz), 7.74-7.66 (3H, m), 7.62 (1H, m), 7.61-7.56 (2H, m), 7.53 (1H, dm, J=7.8 Hz), 6.56 (1H, d, J=1.8 Hz), 4.11 (1H, ddd, J=13.0, 13.0, 6.9 Hz), 3.58-3.37 (2H, m), 3.20-2.97 (2H, m), 2.77-2.62 (2H, m), 1.89 (3H, s), 1.83-1.65 (3H, m), 1.58-1.48 (1H, m), 1.43 (9H, s).	Rt= 5.68 min, m/z = 662.4 [M+H] ⁺ , m/z 684.4 [M+Na] ⁺

EP 3 464 273 B9

(continued)

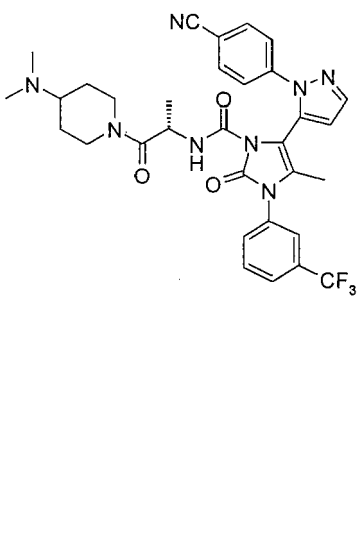
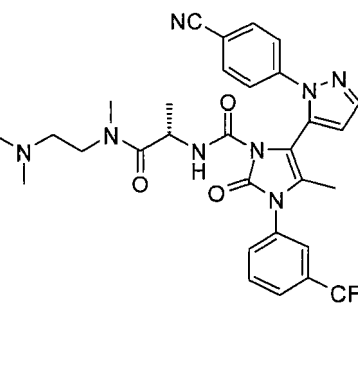
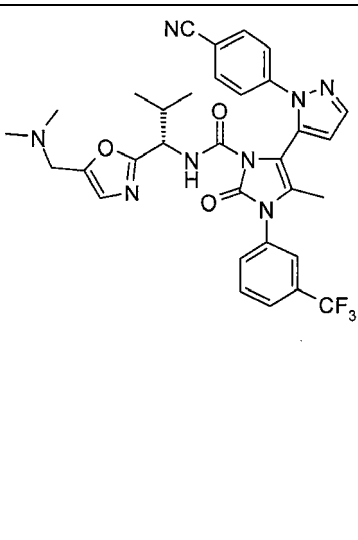
Ex	Structure	Amine	1H NMR	LC-MS Method
5 10 15 20		(S)-2-Amino-N-(1-methyl-piperidin-4-yl)-propionamide	¹ H NMR (400 MHz, d6-DMSO): δ 8.83 (0.6H, d, J=6.8 Hz)*, 8.80 (0.4H, d, J=7.2 Hz)*, 8.04 (1H, m), 7.98-7.79 (7H, m), 7.69-7.62 (2H, m), 6.66-6.62 (1H, m), 3.99-3.90 (1H, m), 3.50-3.35 (1H, m), 2.79-2.61 (2H, m)*, 2.20-2.09 (3H, m)*, 2.03-1.88 (2H, m), 1.90 (2H, s)*, 1.87 (1H, s)*, 1.71-1.59 (2H, m), 1.42-1.27 (2H, m), 1.11 (1H, d, J=6.7 Hz)*, 0.88-0.83 (2H, d, J=6.7 Hz)*.	Rt=3.68 min, m/z = 621.3 [M+H] ⁺
25 30 35 40		(S)-1-(4-Dimethylaminomethyl-phenyl)-ethylamine	¹ H NMR (400 MHz, d6-DMSO): δ 8.71 (0.5H, d, J=7.5 Hz)*, 8.65 (0.5H, d, J=7.7 Hz)*, 8.03 (1H, m), 7.94 (1H, d, J=8.2 Hz), 7.92-7.74 (5H, m), 7.68 (1H, d, J=8.3 Hz), 7.57 (1H, d, J=8.4 Hz), 7.21-7.15 (3H, m), 6.95 (1H, d, J=7.9 Hz), 6.63 (1H, d, J=6.1 Hz), 4.65-4.50 (1H, m), 3.38 (2H, m), 2.14 (3H, s), 2.09 (3H, s), 1.91 (3H, s), 1.32 (1.6H, d, J=6.8 Hz)*, 1.13 (1.4H, d, J=6.7 Hz)*.	Rt=3.96 min, m/z = 614.3 [M+H] ⁺
45 50 55		1-(4-Amino-piperidin-1-yl)-3-dimethyl-amino-propan-1-one	¹ H NMR (400 MHz, d6-DMSO): δ 8.33 (1H, d, J=7.1 Hz), 8.02 (1H, m), 7.96-7.83 (5H, m), 7.82 (1H, t, J=8.0 Hz), 7.69-7.62 (2H, m), 6.64 (1H, d, J=1.8 Hz), 3.99-3.86 (1H, m), 3.71-3.43 (2H, m), 3.15-3.01 (1H, m), 2.87-2.69 (1H, m), 2.41 (4H, s), 2.12 (6H, s), 1.90 (3H, s), 1.77-1.57 (1H, m), 1.50-0.89 (3H, m).	Rt=3.74 min, m/z = 635.4 [M+H] ⁺

(continued)

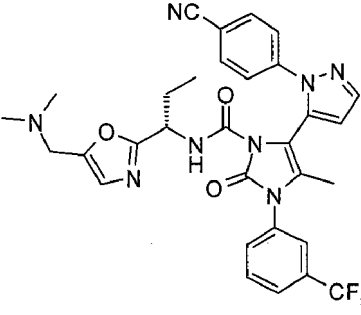
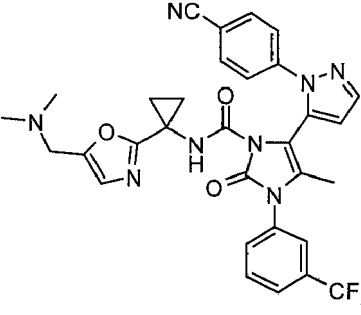
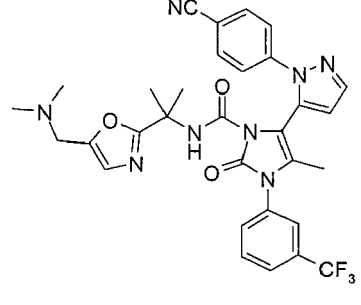
Ex	Structure	Amine	1H NMR	LC-MS Method 3
5 10 15 20		Intermed. D	¹ H NMR (400 MHz, d6-DMSO): δ 8.99-8.94 (1H, m), 8.04 (1H, s), 7.96-7.80 (6H, m), 7.70-7.60 (2H, m), 6.91 (1H, apparent d J=7.3 Hz), 6.64 (1H, s), 4.72 (1H, quintet J=7.1 Hz), 3.41 (2H, apparent d J=9.1Hz), 2.12 and 2.09 (6H, 2xs)*, 1.90 and 1.87 (3H, 2xs)*, 1.33 and 1.16 (3H, 2xd J=6.7 Hz)*.	Rt=3.70 min, m/z = 605.4 [M+H] ⁺
25 30 35		1-(4-Amino-piperidin-1-yl)-2-dimethyl-amino-ethanone	¹ H NMR (400 MHz, d6-DMSO): δ 10.32 (0.3H, s)*, 8.30 (0.7H, d J=7.1 Hz)*, 7.95-7.78 (6H, m), 7.74-7.62 (3H, m), 6.68 (0.3H, d J=1.8Hz)*, 6.61 (0.7H, d J=1.8Hz)*, 3.90-3.74 (2H, m), 3.58-3.50 (1H, m), 3.08-3.0 (peaks obscured by water), 2.18 and 2.17 (6H, 2s)*, 1.86 (2H, s)*, 1.70 (1H, s)*, 1.69-1.40 (2H, m), 1.30-1.10 (1H, m).	Rt=3.70 min, m/z = 621.3 [M+H] ⁺
40 45 50		(S)-2-Amino-N-methyl-N-(1-methyl-piperidin-4-ylmethyl)-propion-amide	¹ H NMR (400 MHz, d6-DMSO at 80°C): δ 8.86 (1H, br s), 7.92 (1H, s), 7.88-7.78 (6H, m), 7.65 (2H, d J=8.8 Hz), 6.61 (1H, d J=1.7 Hz), 4.45 (1H, quintet J=6.7 Hz), 3.22 (1H, br s), 3.10-3.00 (1H, peaks partially obscured by water), 2.92-2.76 (3H, m), 2.74-2.62 (2H, m), 2.12 (3H, br s), 1.88-1.74 (5H, m), 1.56-1.38 (3H, m), 1.22-0.88 (5H, m)	Rt=3.74 min, m/z = 649.5 [M+H] ⁺

55

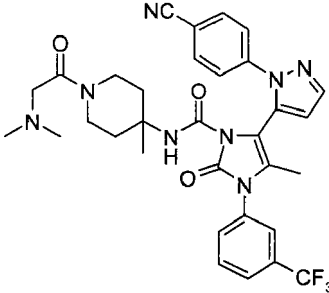
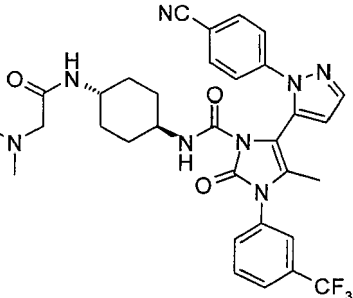
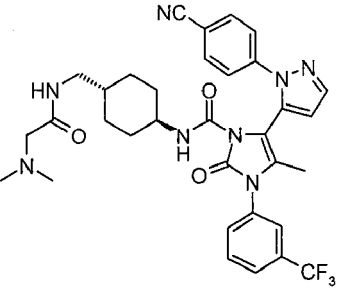
(continued)

Ex	Structure	Amine	1H NMR	LC-MS Method
5 10 15 20		(S)-2-Amino-1-(4-dimethylamino-piperidin-1-yl)-propan-1-one	¹ H NMR (400 MHz, d6-DMSO): δ 9.10-8.80 (1H, 4xd)*, 8.05-8.00 (1H, m), 7.95-7.75 (6H, m), 7.72-7.62 (2H, m), 6.66-6.62 (1H, m), 4.52-4.36 (1H, m), 4.32-4.16 (1H, m), 3.76-3.60 (1H, m), 3.05-2.80 (1H, m), 2.70-2.55 (1H, m), 2.35-2.21 (1H, m), 2.20-2.16 (6H, m), 1.95-1.84 (3H, m), 1.76-1.64 (2.4H, m)*, 1.35-1.05 (4H, m), 0.87-0.78 (1.6H, m)*.	Rt=3.70 min, m/z = 635.4 [M] ⁺
25 30 35		(S)-2-Amino-N-(2-dimethylaminoethyl)-N-methylpropion-amide	¹ H NMR (400 MHz, d6-DMSO): δ 8.85 (1H, br s), 7.94-7.90 (1H, m), 7.89-7.77 (5H, m), 7.75-7.61 (3H, m), 6.61 (1H, d J=1.8Hz), 4.50-4.40 (1H, m), 3.50-3.20 (2H, m), 2.87 (3H, br s), 2.32 (2H, t J=6.6Hz), 2.12 (6H, s), 1.85 (3H, br s), 1.20-0.85 (3H, br m).	Rt=3.67 min, m/z = 609.4 [M+H] ⁺
40 45 50		Intermed. E	¹ H NMR (400 MHz, d6-DMSO): δ 9.09 (d, 0.6H, J=8.75Hz)*, 8.95 (d, 0.4H, J=8.44Hz)*, 8.07 (s, 1H), 7.96-7.74 (m, 5H), 7.66 (d, 1H, J=8.65Hz), 7.58 (d, 1H, J=8.55Hz), 6.92 (s, 1H), 6.67-6.61 (m, 1H), 4.54-4.44 (m, 1H), 3.50-3.39 (m, 2H), 2.15-2.05 (m, 6H), 1.97-1.81 (m, 4H), 0.76 (d, 2H, apparent dd, J=6.71), 0.62 (d, 2H, J=6.76Hz), 0.55 (d, 2H, J=6.72Hz).	Rt=3.89 min, m/z = 633.4 [M+H] ⁺

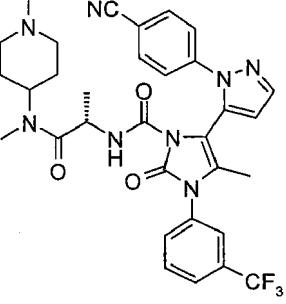
(continued)

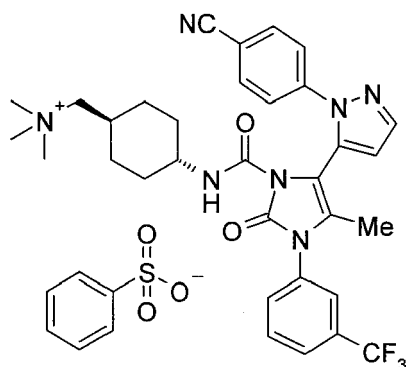
Ex	Structure	Amine	1H NMR	LC-MS Method
22		Intermed. F	¹ H NMR (400 MHz, d ₆ -DMSO): δ 9.01 (d, 0.6H, J=7.74Hz)*, 8.94 (d, 0.4H, J=7.72Hz)*, 8.06 (s, 1H), 7.97-7.78 (m, 5H), 7.67 (d, 1H, J=8.58Hz), 7.61 (d, 1H, J=8.47Hz), 6.92 (s, 1H), 6.65 (d, 1H, J=1.75Hz), 4.65-4.56 (m, 1H), 3.48-3.38 (m, 2H), 2.15-2.04 (m, 6H), 1.96-1.84 (m, 3H), 1.83-1.63 (m, 1H), 1.63-1.44 (m, 1H), 0.72 (t, 1H, J=7.17Hz), 0.52 (t, 2H, J=7.26Hz).	Rt=3.78 min, m/z = 619.3 [M+H] ⁺
23		Intermed. G	¹ H NMR (400 MHz, d ₆ -DMSO): δ 9.09 (s, 1H), 8.04 (s, 1H), 7.95-7.82 (m, 6H), 7.64 (d, 2H, J=8.83Hz), 6.80 (s, 1H), 6.64 (d, 1H, J=1.76), 3.32 (s, 2H), 2.07 (s, 6H), 1.89 (s, 3H), 1.32-1.21 (m, 2H), 1.20-1.09 (m, 1H), 0.77-0.65 (m, 1H).	Rt=3.66 min, m/z = 617.3 [M+H] ⁺
24		Intermed. H	¹ H NMR (400 MHz, d ₆ -DMSO): δ 9.12 (s, 1H), 8.06 (br s, 1H), 7.94-7.80 (m, 6H), 7.61 (d, 2H, J=8.32Hz), 6.83 (s, 1H), 6.60 (d, 1H, J=1.75Hz), 3.37 (s, 2H), 2.06 (s, 6H), 1.90 (s, 3H), 1.35 (d, 6H, J=7.56Hz).	Rt=3.74 min, m/z = 619.3 [M+H] ⁺

(continued)

Ex	Structure	Amine	1H NMR	LC-MS Method
25		Intermed. M	¹ H NMR (400 MHz, d6-DMSO): δ 8.47 (d, 1H, J=23.78 Hz), 8.04 (s, 1H), 7.96-7.79 (m, 5H), 7.64 (d, 2H, J=8.58Hz), 6.64 (d, 1H, J=1.69Hz), 5.76 (s, 1H), 3.88 (dd, 1H, J=42.07, 13.06Hz), 3.75-3.55 (m, 1H), 3.31-3.25 (m, 1H), 3.16-2.87 (m, 2H), 2.65 (q, 1H, J=13.37Hz), 2.13 (d, 6H, J=13.29Hz), 1.95 (s, 3H), 1.83-1.66 (m, 1H), 1.66-1.53 (m, 1H), 1.42-1.13 (m, 2H), 1.01 (s, 3H).	Rt=3.79 min, m/z = 635.3 [M+H] ⁺
26		N-(Trans-4-aminocyclohexyl)-2-dimethyl-aminoacetamide	¹ H NMR (400 MHz, d6-DMSO): δ 8.20 (1H, d, J=7.48Hz), 8.01 (1H, s), 7.94-7.78 (6H, m), 7.66 (2H, d, J=8.78Hz), 7.45 (1H, d, J=8.37Hz), 6.63 (1H, d, J=1.75Hz), 3.59-3.42 (1H, m), 3.23-3.08 (1H, m), 2.79 (2H, s), 2.16 (6H, s), 1.88 (3H, s), 1.77-1.56 (3H, m), 1.46-1.34 (1H, m), 1.33-1.13 (3H, m), 1.11-0.96 (1H, m).	Rt=3.72 min, m/z = 635.3 [M+H] ⁺
27		Intermed. N	¹ H NMR (400 MHz, d6-DMSO): δ 8.17 (1H, d, J=7.51Hz), 8.01 (1H, s), 7.93-7.78 (6H, m), 7.70-7.62 (3H, m), 6.63 (1H, d, J=1.76Hz), 3.17-3.06 (1H, m), 2.89 (2H, t, J=6.38Hz), 2.81 (2H, s), 2.17 (6H, s), 1.89 (3H, s), 1.75-1.65 (1H, m), 1.58 (2H, br s), 1.46-1.26 (2H, m), 1.15-1.00 (1H, m), 0.95-0.76 (3H, m).	Rt=3.85 min, m/z = 649.4 [M+H] ⁺

(continued)

Ex	Structure	Amine	1H NMR	LC-MS Method 3
28		(S)-2-Amino-N-methyl-N-(1-methyl-piperidin-4-yl)-propion-amide	¹ H NMR (400 MHz, d6-DMSO): δ 9.08 (0.2H, d, J=6.64Hz)*, 9.03 (0.3H, d, J=6.66Hz)*, 8.90 (0.2H, d, J=7.41Hz)*, 8.82 (0.3H, d, J=7.37Hz)*, 8.03 (1H, s), 7.97-7.79 (7H, m), 7.71-7.60 (2H, m), 6.63 (1H, s), 4.50-4.31 (1H, m), 4.15-4.02 (1H, m), 3.31 (3H, s), 2.87-2.62 (5H, m), 2.19-2.08 (3H, m), 2.00-1.44 (8H, m), 1.42-1.21 (2H, m), 1.16-1.05 (1.5H, m)*, 0.82 (1.5H, d, J=6.62Hz)*.	Rt= 3.64 min, m/z = 635.3 [M+H] ⁺

Example 29**[0167]**

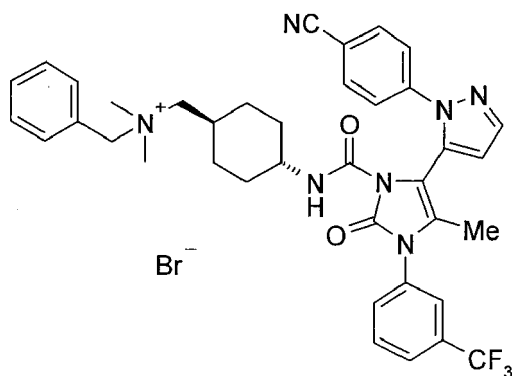
(Trans-4-[[5-[2-(4-cyano-phenyl)-2H-pyrazol-3-yl]-4-methyl-2-oxo-3-(3-trifluoromethyl-phenyl)-2,3-dihydro-imidazole-1-carbonyl]-amino]-cyclohexylmethyl)-trimethyl-ammonium benzene sulfonate

[0168] A solution of Example 1 (120 mg, 0.2 mmol) in THF (0.25 mL) was treated with methyl benzenesulfonate (38 mg, 30 μ L, 0.22mmol). The mixture was stirred for 3 days at ambient temperature. The resultant white mass was diluted with diethyl ether (4 mL) and stirred for 30 min. The solid was recovered by filtration and freeze-dried from acetonitrile/water to afford the title compound (150 mg, 0.19 mmol, 95%).

LCMS (Method 3): Rt = 3.90 min, m/z 606.4 [M]⁺

¹H NMR (400 MHz, CDCl₃): δ 8.32 (1H, d, J=7.4 Hz), 7.87-7.82 (2H, m), 7.81 (1H, d, J=1.8 Hz), 7.78-7.74 (1H, m), 7.74-7.67 (3H, m), 7.63 (1H, m), 7.61-7.56 (2H, m), 7.54 (1H, dm, J=7.8 Hz), 7.37-7.29 (3H, m), 6.55 (1H, d, J=1.8 Hz), 3.39-3.20 (3H, m), 3.30 (9H, s), 1.95-1.69 (5H, m), 1.89 (3H, s), 1.27-1.06 (4H, m).

Example 30**[0169]**



Benzyl-(trans-4-[[5-[2-(4-cyano-phenyl)-2H-pyrazol-3-yl]-4-methyl-2-oxo-3-(3-trifluoromethyl-phenyl)-2,3-dihydro-imidazole-1-carbonyl]-amino]-cyclohexylmethyl)-dimethyl-ammonium bromide

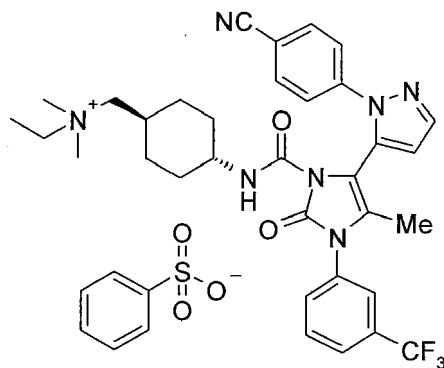
[0170] A solution of Example 1 (120 mg, 0.2 mmol) in THF (0.25 mL) was treated with benzyl bromide (38 mg, 27 μ L, 0.22mmol). The mixture was stirred for 3 days at ambient temperature then diluted with diethyl ether (3 mL) causing a white solid to form. The mixture was stirred for 30 min. then the solid was recovered by filtration. It was freeze-dried from acetonitrile/water to afford the title compound (140 mg, 0.18 mmol, 90%).

LCMS (Method 3): Rt = 4.25 min, m/z 682.5 [M]⁺

¹H NMR (400 MHz, CDCl₃): δ 8.34 (1H, d, J=7.3 Hz), 7.81 (1H, d, J=1.8 Hz), 7.78-7.67 (4H, m), 7.67-7.56 (5H, m), 7.54 (1H, dm, J=8.1 Hz), 7.50-7.38 (3H, m), 6.55 (1H, d, J=1.8 Hz), 5.10-5.00 (2H, m), 3.62-3.55 (1H, m), 3.46-3.30 (2H, m), 3.27 (3H, s), 3.24 (3H, s), 2.07-1.83 (4H, m), 1.89 (3H, s), 1.79-1.69 (1H, m), 1.34-1.14 (4H, m).

Example 31

[0171]



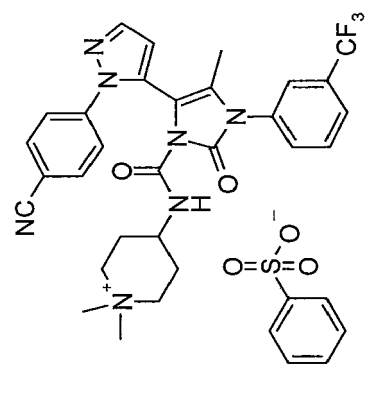
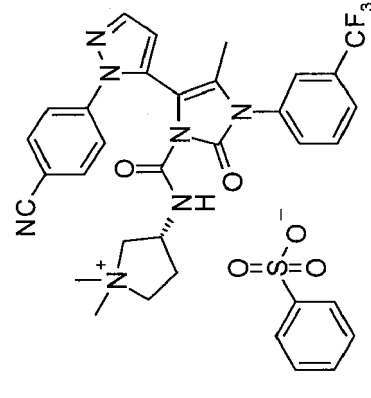
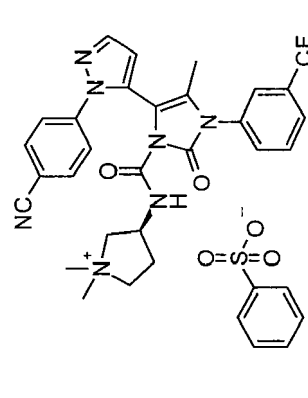
(Trans-4-[[5-[2-(4-cyano-phenyl)-2H-pyrazol-3-yl]-4-methyl-2-oxo-3-(3-trifluoromethyl-phenyl)-2,3-dihydro-imidazole-1-carbonyl]-amino]-cyclohexylmethyl)-ethyl-dimethyl-ammonium benzene sulfonate

[0172] A solution of Example 1 (120 mg, 0.2 mmol) in THF (0.25 mL) was treated with ethyl benzenesulfonate (38 mg, 30 μ L, 0.22mmol). The mixture was stirred for 3 days at ambient temperature then at 50°C for a further 3 days giving a thick white mass. The mix was then cooled to ambient temperature and triturated with diethyl ether (3 mL). The residue was freeze-dried from acetonitrile/water to afford the title compound; (140 mg, 0.18 mmol, 90%).

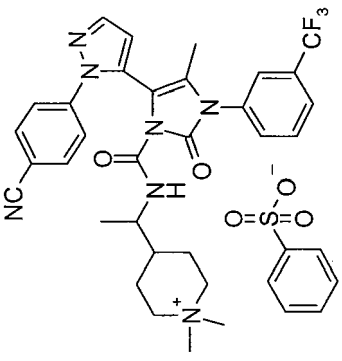
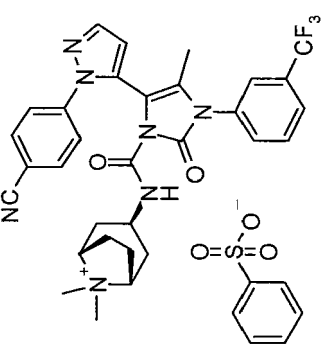
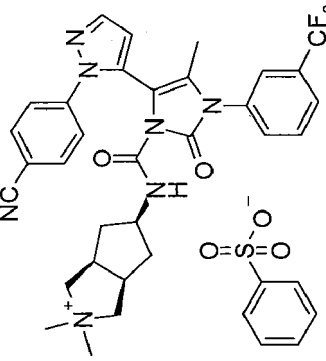
LCMS (Method 3): Rt = 3.93 min, m/z 620.4 [M]⁺

¹H NMR (400 MHz, CDCl₃): δ 8.32 (1H, d, J=7.3 Hz), 7.88-7.83 (2H, m), 7.81 (1H, d, J=1.8 Hz), 7.78-7.66 (4H, m), 7.64-7.56 (3H, m), 7.56-7.51 (1H, m), 7.36-7.30 (3H, m), 6.55 (1H, d, J=1.8 Hz), 3.60-3.51 (2H, m), 3.42-3.14 (4H, m), 3.22 (3H, s), 3.21 (3H, s), 1.95-1.69 (4H, m), 1.89 (3H, s), 1.32 (3H, t, J=7.0 Hz), 1.28-1.02 (4H, m).

[0173] The following compounds were prepared by analogous procedures to that used in Examples 1, 29, 30 and 31. In the table below where rotameric signals have been identified in the NMR spectrum these have been labelled by *.

Ex	Structure	Amine	Quat. Method	1H NMR	LC-MS Method
32		1-Methyl-piperidin-4-ylamine	Ex 29	¹ H NMR (400 MHz, d6-DMSO): δ 8.36 (1H, d, J=7.7 Hz), 8.01 (1H, m), 7.94-7.80 (6H, m), 7.70-7.63 (2H, m), 7.61-7.56 (2H, m), 7.35-7.25 (3H, m), 6.65 (1H, d, J=1.76 Hz), 3.54 (1H, m), 3.38-3.23 (4H, m), 3.04 (6H, s), 1.97-1.83 (1H, m), 1.92 (3H, s), 1.82-1.64 (2H, m), 1.54-1.43 (1H, m).	Rt = 3.55 min, no [M] ⁺ observed, m/z = 408.2 [M-side-chain]-
33		(R)-1-Methylpyrrolidin-3-ylamine	Ex 29	¹ H NMR (400 MHz, CDCl ₃): δ 9.03-8.93 (1H, m)*, 7.88-7.81 (2H, m), 7.79 (1H, bs), 7.76-7.69 (3H, m), 7.68-7.57 (4H, m), 7.53 (1H, tm, J=7 Hz), 7.34-7.26 (3H, m), 6.61-6.53 (1H, m)*, 4.64-4.51 (1H, m), 4.01-3.83 (2H, m), 3.82-3.61 (2H, m), 3.34 (3H, s), 3.25 (3H, s), 2.62-2.48 (1H, m), 2.16-2.04 (1H, m), 1.84-1.75 (3H, m)*.	Rt = 3.53 min, m/z = 550.2 [M] ⁺
34		(S)-1-Methylpyrrolidin-3-ylamine	Ex 29	¹ H NMR (400 MHz, CDCl ₃): δ 9.03-8.93 (1H, m)*, 7.88-7.81 (2H, m), 7.79 (1H, bs), 7.76-7.69 (3H, m), 7.68-7.57 (4H, m), 7.53 (1H, tm, J=7 Hz), 7.34-7.26 (3H, m), 6.61-6.53 (1H, m)*, 4.64-4.51 (1H, m), 4.01-3.83 (2H, m), 3.82-3.61 (2H, m), 3.34 (3H, s), 3.25 (3H, s), 2.62-2.48 (1H, m), 2.16-2.04 (1H, m), 1.84-1.75 (3H, m)*.	Rt = 3.53 min, m/z = 550.3 [M] ⁺

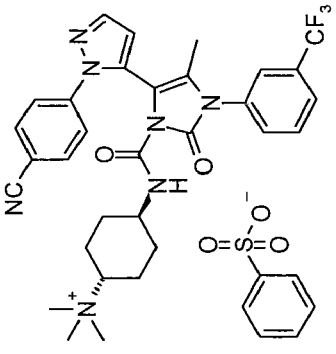
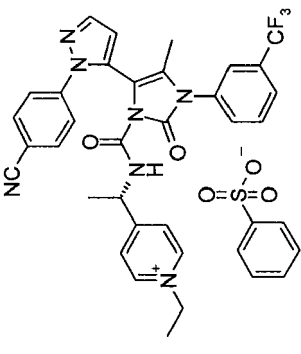
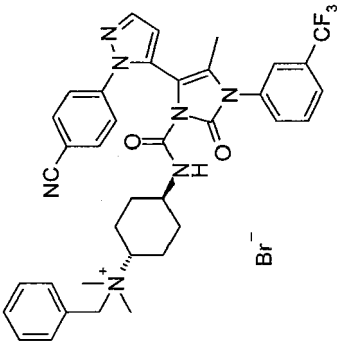
(continued)

Ex	Structure	Amine	Quat. Method	1H NMR	LC-MS Method
35		1-(1-Methyl-piperidin-4-yl)-ethylamine	Ex 29	¹ H NMR (400 MHz, d ₆ -DMSO): δ 8.35-8.28 (0.5H, m)*, 8.15-8.08 (0.5H, m)*, 8.02 (1H, m), 7.98-7.88 (3H, m), 7.88-7.80 (3H, m), 7.69-7.63 (2H, m), 7.61-7.56 (2H, m), 7.34-4.26 (3H, m), 6.64 (1H, d, J=1.75 Hz), 3.48-3.29 (2H, m), 3.23-3.12 (2H, m), 3.12-2.88 (6H, m), 1.99-1.89 (3H, m), 1.72-1.55 (2H, m), 1.55-1.35 (3H, m), 1.29-1.19 (1H, m), 0.99 (1.5H, d, J=6 Hz)*, 0.78 (1.5H, d, J=6 Hz)*.	Rt = 3.73 min, m/z = 592.3 [M] +
36		(1S,3R,5R)-8-Methyl-8-aza-bicyclo[3.2.1]oct-3-ylamine	Ex 29	¹ H NMR (400 MHz, CDCl ₃): δ 9.10 (1H, d, J=6 Hz), 7.87-7.80 (3H, m), 7.79-7.66 (4H, m), 7.64-7.53 (4H, m), 7.35-7.29 (3H, m), 6.57 (1H, d, J=1.76 Hz), 4.14 (1H, m), 4.00 (1H, m), 3.92-3.83 (1H, m), 3.32 (3H, s), 3.24 (3H, s), 2.68-2.49 (2H, m), 2.45-2.33 (2H, m), 2.24-2.03 (2H, m), 1.91 (3H, s), 1.84-1.76 (1H, m), 1.64-1.56 (1H, m).	Rt = 3.86 min, m/z = 590.3 [M] +
37		(3aS,5R,6aR)-2-Methyl-octahydro-cyclopenta[c]pyrrol-5-ylamine	Ex 29	¹ H NMR (400 MHz, CDCl ₃): δ 8.63 (1H, d, J=6.8 Hz), 7.89-7.82 (2H, m), 7.80 (1H, d, J=1.8 Hz), 7.78-7.71 (3H, m), 7.69-7.53 (5H, m), 7.30-7.27 (3H, m), 6.57 (1H, d, J=1.8 Hz), 4.09-3.99 (1H, m), 3.98-3.89 (2H, m), 3.55-3.45 (2H, m), 3.44 (3H, s), 3.17 (3H, s), 3.04-2.90 (2H, m), 2.17-1.98 (2H, m), 1.86 (3H, s), 1.67-1.55 (2H, m).	Rt = 3.75 min, m/z = 590.4 [M] +

(continued)

Ex	Structure	Amine	Quat. Method	1H NMR	LC-MS Method
38		See Ex 5	Ex 29	¹ H NMR (400 MHz, d ₆ -DMSO): δ 9.01-8.95 (0.5H, m)*, 8.92-8.81 (2.5H, m)*, 8.05-7.77 (9H, m), 7.71-7.64 (1H, m), 7.61-7.58 (2H, m), 7.58-7.51 (1H, m), 7.35-7.25 (3H, m), 6.66-6.62 (0.5H, bs)*, 6.66-6.59 (0.5H, bs)*, 4.87-4.76 (1H, m), 4.35 (1.5H, s)*, 4.25 (1.5H, s)*, 1.91 (3H, s), 1.37 (1.5H, d, J=6.4 Hz)*, 1.31 (1.5H, d, J=6.4 Hz)*.	Rt = 3.77 min, m/z = 572.2 [M] +
39		(1S,3S,5R)-8-Methyl-8-aza-bicyclo[3.2.1]oct-3-ylamine	Ex 29	¹ H NMR (400 MHz, CDCl ₃): δ 8.71 (1H, d, J=7.5 Hz), 7.89-7.83 (2H, m), 7.82 (1H, d, J=1.8 Hz), 7.77-7.71 (3H, m), 7.70-7.59 (4H, m), 7.57 (1H, dm, J=7.8 Hz), 7.35-7.29 (3H, m), 6.56 (1H, d, J=1.8 Hz), 4.18 (1H, bs), 4.03 (1H, bs), 3.99-3.85 (1H, m), 3.46 (3H, s), 3.23 (3H, s), 2.40-2.29 (2H, m), 2.29-2.18 (2H, m), 1.99-1.88 (2H, m), 1.83 (3H, s), 1.83-1.74 (2H, m).	Rt = 3.81 min, m/z = 590.3 [M] +
40		1-Ethyl-piperidin-4-ylamine	Ex 31	¹ H NMR (400 MHz, CDCl ₃): δ 8.72 (1H, d, J=6.7 Hz), 7.91-7.83 (2H, m), 7.80 (1H, d, J=1.8 Hz), 7.79-7.74 (2H, m), 7.74-7.69 (1H, m), 7.69-7.58 (5H, m), 7.33-7.27 (3H, m), 6.59 (1H, d, J=1.8 Hz), 3.92-3.83 (1H, m), 3.63-3.52 (2H, m), 3.53-3.34 (6H, m), 2.02-1.88 (3H, m), 1.86 (3H, s), 1.83-1.77 (1H, m), 1.27-1.19 (6H, m).	Rt = 3.80 min, m/z = 592.3 [M] +

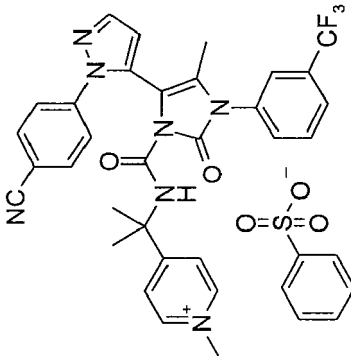
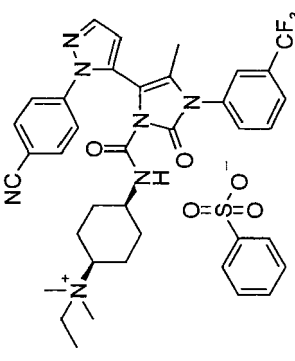
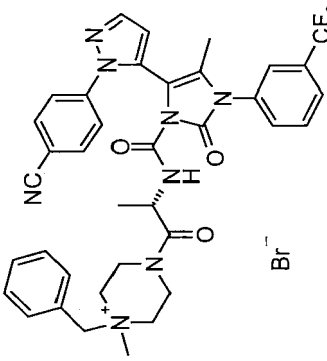
(continued)

Ex	Structure	Amine	Quat. Method	1H NMR	LC-MS/MS Method
41		See Ex 9	Ex 29	<p>¹H NMR (400 MHz, CDCl₃): δ 8.37 (1H, d, J=7.3 Hz), 7.88-7.82 (2H, m), 7.81 (1H, d, J=1.7 Hz), 7.78-7.66 (4H, m), 7.63-7.57 (3H, m), 7.57-7.52 (1H, m), 7.36-7.28 (3H, m), 6.55 (1H, d, J=1.7 Hz), 3.68-3.52 (1H, m), 3.45-3.30 (1H, m), 3.19 (9H, s), 2.26-2.11 (2H, m), 2.08-1.98 (1H, m), 1.87 (3H, s), 1.86-1.82 (1H, m), 1.49-1.17 (4H, m).</p>	<p>Rt = 3.82 min, m/z = 592.4 [M] +</p>
42		See Ex 5	Ex 31	<p>¹H NMR (400 MHz, CDCl₃): δ 9.27 (0.4H, d, J=6.7 Hz)*, 9.25-9.19 (0.6H, m)*, 9.08-9.00 (2H, m), 7.92-7.82 (3H, m), 7.81-7.52 (10H, m), 7.34-7.29 (3H, m), 6.69 (0.4H, d, J=1.7 Hz)*, 6.66 (0.2H, d, J=1.7 Hz)*, 6.56 (0.4H, d, J=1.7 Hz)*, 4.99-4.60 (3H, m), 1.87-1.84 (3H, m)*, 1.61 (1.3H, t, J=7.3 Hz)*, 1.55-1.48 (1.7H, m)*, 1.48-1.40 (3H, m).</p>	<p>Rt = 3.86 min, m/z = 586.3 [M] +</p>
43		See Ex 9	Ex 30	<p>¹H NMR (400 MHz, CDCl₃): δ 8.45 (1H, d, J=7.3 Hz), 7.81 (1H, d, J=1.77 Hz), 7.78-7.67 (4H, m), 7.64-7.53 (6H, m), 7.50-7.40 (3H, m), 6.57 (1H, d, J=1.77 Hz), 5.00-4.89 (2H, m), 3.85 (1H, tm, J=12 Hz), 3.54-3.44 (1H, m), 3.16 (3H, s), 3.14 (3H, s), 2.46-2.28 (2H, m), 2.21-2.11 (1H, m), 2.04-1.93 (1H, m), 1.88 (3H, s), 1.74-1.62 (2H, m), 1.45-1.19 (2H, m).</p>	<p>Rt = 4.17 min, m/z = 668.4 [M] +</p>

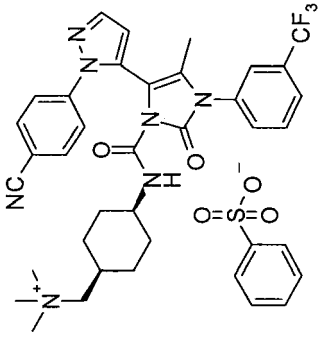
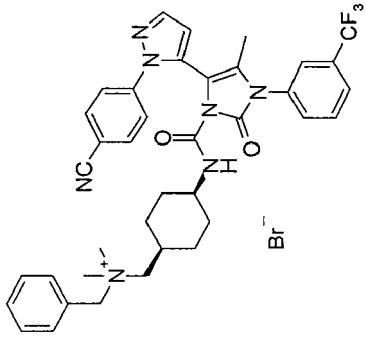
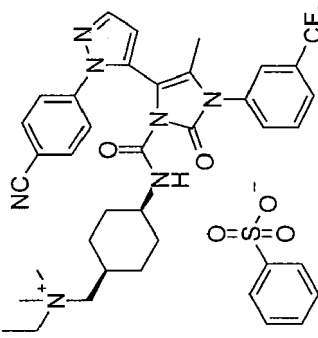
(continued)

Ex	Structure	Amine	Quat. Method	1H NMR	LC-MS Method
44		See Ex 9	Ex 31	<p>¹H NMR (400 MHz, CDCl₃): δ 8.40 (1H, d, J=7.3 Hz), 7.88-7.84 (2H, m), 7.81 (1H, d, J=1.8 Hz), 7.78-7.67 (4H, m), 7.63-7.57 (3H, m), 7.55 (1H, dm, J=7.6 Hz), 7.36-7.28 (3H, m), 6.56 (1H, d, J=1.8 Hz), 3.57-3.32 (4H, m), 3.12 (3H, s), 3.10 (3H, s), 2.24-2.01 (3H, m), 1.96-1.84 (1H, m), 1.88 (3H, s), 1.58-1.19 (4H, m), 1.33 (3H, t, J=6.8 Hz).</p>	<p>Rt = 3.86 min, m/z = 606.4 [M] +</p>
45		N,N-Dimethyl-cis-cyclohexane-1,4-diamine	Ex 29	<p>¹H NMR (400 MHz, CDCl₃): δ 8.61 (1H, d, J=6.5 Hz), 7.86-7.82 (2H, m), 7.81 (1H, d, J=1.8 Hz), 7.78-7.73 (3H, m), 7.68 (1H, tm, J=7.8 Hz), 7.64-7.55 (4H, m), 7.33-7.28 (3H, m), 6.56 (1H, d, J=1.8 Hz), 3.82 (1H, tm, J=11.6 Hz), 3.76-3.69 (1H, m), 3.22-3.20 (9H, s), 2.13-1.98 (2H, m), 1.94 (3H, s), 1.93-1.84 (1H, m), 1.69-1.44 (2H, m), 1.52-1.39 (1H, m), 1.36-1.19 (2H, m).</p>	<p>Rt = 3.70 min, m/z = 592.4 [M] +</p>
46		N,N-Dimethyl-cis-cyclohexane-1,4-diamine	Ex 30	<p>¹H NMR (400 MHz, CDCl₃): δ 8.66 (1H, d, J=6.2 Hz), 7.83 (1H, d, J=1.77 Hz), 7.81-7.75 (3H, m), 7.72 (1H, tm, J=7.5 Hz), 7.67-7.58 (6H, m), 7.49-7.42 (3H, m), 6.59 (1H, d, J=1.77 Hz), 4.86 (2H, s), 4.34-4.22 (1H, m), 3.83-3.77 (1H, m), 3.13 (3H, s), 3.10 (3H, s), 2.35-2.24 (1H, m), 2.21-2.11 (1H, m), 2.04 - 1.92 (1H, m), 1.98 (3H, s), 1.88-1.77 (1H, m), 1.76-1.56 (3H, m), 1.51-1.39 (1H, m).</p>	<p>Rt = 4.10 min, m/z = 668.5 [M] +</p>

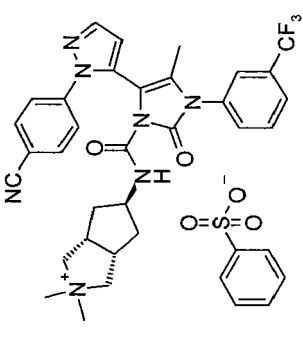
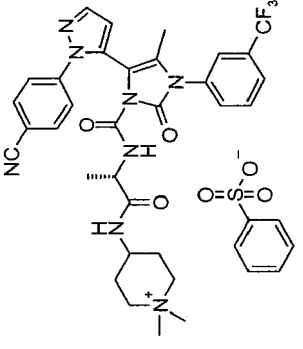
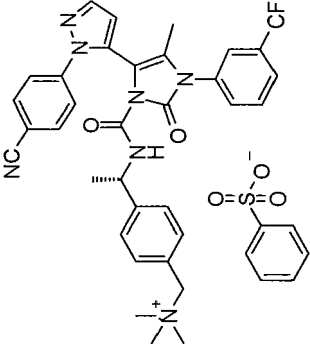
(continued)

Ex	Structure	Amine	Quat. Method	1H NMR	LC-MS Method
47		1-Methyl-1-pyridin-4-yl-ethylamine	Ex 29	<p>¹H NMR (400 MHz, CDCl₃): δ 9.35 (1H, s), 8.88 (2H, d, J=6.7 Hz), 7.89-7.82 (2H, m), 7.82-7.70 (5H, m), 7.70-7.64 (2H, m), 7.63 (1H, d, J=1.75 Hz), 7.61-7.56 (1H, m), 7.55-7.49 (2H, m), 7.33-7.29 (3H, m), 6.56 (1H, d, J=1.75 Hz), 4.28 (3H, s), 1.91 (3H, s), 1.46 (3H, s), 1.42 (3H, s).</p>	<p>Rt = 3.88 min, m/z = 586.4 [M] +</p>
48		N,N-Dimethyl-cis-cyclohexane-1,4-diamine	Ex 31	<p>¹H NMR (400 MHz, CDCl₃): δ 8.61 (1H, d, J=6.3 Hz), 7.88-7.83 (2H, m), 7.82 (1H, d, J=1.76 Hz), 7.79-7.73 (3H, m), 7.68 (1H, tm, J=7.8 Hz), 7.65-7.57 (4H, m), 7.33-7.28 (3H, m), 6.57 (1H, d, J=1.76 Hz), 3.79-3.64 (2H, m), 3.48 (2H, q, J=7 Hz), 3.13 (3H, s), 3.10 (3H, s), 2.12-1.87 (4H, m), 1.95 (3H, s), 1.76-1.50 (3H, m), 1.44-1.30 (1H, m), 1.36 (3H, t, J=7 Hz).</p>	<p>Rt = 3.76 min, m/z = 606.4 [M] +</p>
49		See Ex 11	Ex 30	<p>¹H NMR (400 MHz, d6-DMSO): δ 9.12-8.90 (1H, m)*, 8.09-7.98 (1H, m)*, 7.97-7.81 (6H, m), 7.73-7.63 (2H, m), 7.60 - 7.46 (5H, m), 6.67-6.64 (1H, m), 4.72-4.46 (3H, m), 4.23-4.05 (1H, m), 4.03-3.89 (1H, m), 3.78- 3.62 (1H, m), 3.61 - 3.29 (5H, m), 3.06-2.95 (3H, m), 1.98-1.82 (3H, m), 1.22-1.11 (1H, m)*, 0.95-0.80 (2H, m)*.</p>	<p>Rt = 4.03 min, m/z = 697.5 [M] +</p>

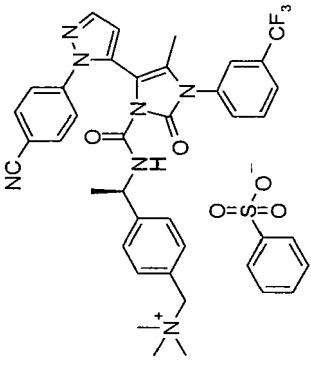
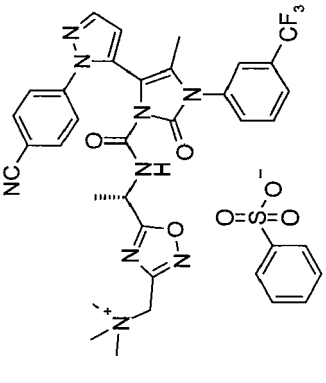
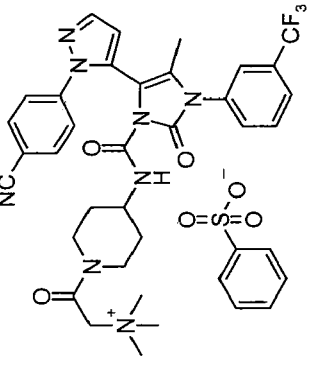
(continued)

Ex	Structure	Amine	Quat. Method	1H NMR	LC-MS/MS Method
53		4-Dimethylaminomethyl-cis-cyclohexylamine	Ex 29	¹ H NMR (400 MHz, CDCl ₃): δ 8.52 (1H, d, J=6.5 Hz), 7.89-7.82 (2H, m), 7.81 (1H, d, J=1.8 Hz), 7.78-7.72 (3H, m), 7.68 (1H, t, J=8.0 Hz), 7.64 (1H, m), 7.62-7.56 (3H, m), 7.34-7.27 (3H, m), 6.56 (1H, d, J=1.8 Hz), 3.69-3.62 (1H, m), 3.39 (1H, dd, J=13.4, 3.6 Hz), 3.30 (9H, s), 3.21 (1H, dd, J=13.4, 4.8 Hz), 1.94 (3H, s), 1.94-1.84 (1H, m), 1.70-1.52 (4H, m), 1.45-1.20 (3H, m), 1.13-1.04 (1H, m).	Rt = 3.83 min, m/z = 606.4 [M] +
54		4-Dimethylaminomethyl-cis-cyclohexylamine	Ex 30	¹ H NMR (400 MHz, CDCl ₃): δ 8.53 (1H, d, J=6.3 Hz), 7.81 (1H, d, J=1.8 Hz), 7.79-7.72 (3H, m), 7.71 (1H, t, J=7.8 Hz), 7.67-7.58 (6H, m), 7.51-7.39 (3H, m), 6.57 (1H, d, J=1.8 Hz), 5.06-4.95 (2H, m), 3.77-3.68 (1H, m), 3.68-3.60 (1H, m), 3.34-3.25 (1H, m), 3.28 (3H, s), 3.27 (3H, s), 2.29-2.18 (1H, m), 1.96 (3H, s), 1.82-1.64 (4H, m), 1.62-1.52 (1H, m), 1.50-1.41 (1H, m), 1.41-1.27 (1H, m), 1.18-1.05 (1H, m).	Rt = 4.21 min, m/z = 682.4 [M] +
55		4-Dimethylaminomethyl-cis-cyclohexylamine	Ex 31	¹ H NMR (400 MHz, CDCl ₃): δ 8.53 (1H, d, J=6.4 Hz), 7.89-7.83 (2H, m), 7.81 (1H, d, J=1.8 Hz), 7.78-7.71 (3H, m), 7.69 (1H, tm, J=7.8 Hz), 7.64 (1H, m), 7.62-7.56 (3H, m), 7.34-7.28 (3H, m), 6.56 (1H, d, J=1.8 Hz), 3.72-3.64 (1H, m), 3.63-3.51 (2H, m), 3.32 (1H, dd, J=13.6, 3.7 Hz), 3.23 (3H, s), 3.21 (3H, s), 3.16 (1H, dd, J=13.6, 4.9 Hz), 2.01-1.89 (1H, m), 1.96 (3H, s), 1.74-1.54 (3H, m), 1.52-1.20 (4H, m), 1.33 (3H, t, J=7.2 Hz), 1.13-1.04 (1H, m).	Rt = 3.88 min, m/z = 620.4 [M] +

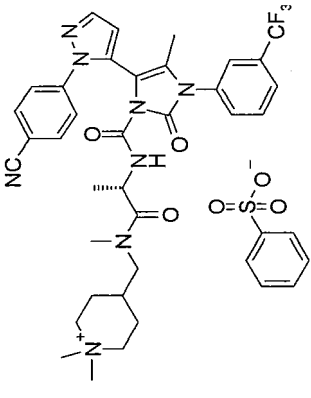
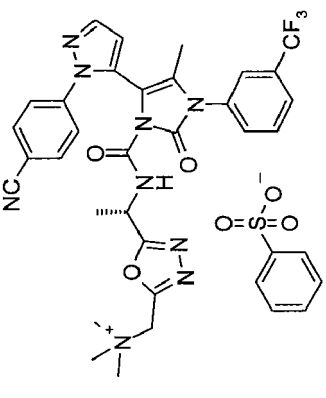
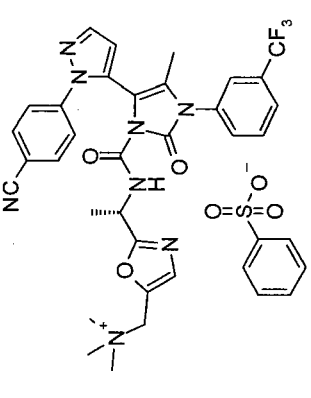
(continued)

Ex	Structure	Amine	Quat. Method	1H NMR	LC-MS Method
56		(3aR,5S,6aS)-2-Methyl-octahydro-cyclopenta-[c]pyrrol-5-ylamine	Ex 29	¹ H NMR (400 MHz, CDCl ₃): δ 8.55 (1H, d, J=6.5 Hz), 7.87-7.82 (2H, m), 7.81 (1H, d, J=1.8 Hz), 7.77 (1H, dm, J=7.8 Hz), 7.74-7.66 (3H, m), 7.61 (1H, m), 7.60-7.56 (2H, m), 7.53 (1H, dm, J=8.4 Hz), 7.36-7.29 (3H, m), 6.56 (1H, d, J=1.8 Hz), 4.21-4.13 (1H, m), 4.08-3.99 (1H, m), 3.98-3.90 (1H, m), 3.42 (3H, s), 3.20 (3H, s), 3.162.95 (4H, m), 1.88 (3H, s), 1.88-1.83 (1H, m), 1.83-1.75 (1H, m), 1.70-1.60 (1H, m), 1.58-1.46 (1H, m).	Rt = 3.76 min, m/z = 590.4 [M] +
57		See Ex 13	Ex 29	¹ H NMR (400 MHz, d6-DMSO): δ 8.82 (1H, d, J=6.9 Hz), 8.12-7.99 (2H, m), 7.96-7.79 (6H, m), 7.69-7.63 (2H, m), 7.61-7.58 (2H, m), 7.32-7.29 (3H, m), 6.65 (1H, d, J=1.7 Hz), 4.02-3.89 (1H, m), 3.80-3.67 (1H, m), 3.37-3.29 (4H, m), 3.14-2.98 (6H, 4 x s), 1.99-1.83 (5H, s), 1.81-1.66 (2H, m), 1.16 (1H, d, J=6.7 Hz), 0.94-0.84 (2H, m)*.	Rt = 3.64 min, m/z = 635.3 [M] +
58		See Ex 14	Ex 29	¹ H NMR (400 MHz, d6-DMSO): δ 8.76 (0.5H, d, J=7.2 Hz), 8.69 (0.5H, d, J=7.6 Hz)*, 8.03 (1H, m), 7.99-7.78 (6H, m), 7.68 (1H, d, J=8.4 Hz), 7.64-7.55 (3H, m), 7.47-7.29 (6H, m), 7.19 (1H, d, J=7.7 Hz), 6.69-6.60 (1H, m), 4.74-4.58 (1H, m), 4.57-4.40 (2H, m), 3.02 (4.5H, s)*, 2.97 (4.5H, s)*, 1.95-1.89 (3H, m), 1.35 (1.5H, d, J=7.0 Hz)*, 1.17 (1.5H, d, J=6.9 Hz)*.	Rt = 3.95 min, m/z = 628.4 [M] +

(continued)

Ex	Structure	Amine	Quat. Method	1H NMR	LC-MS Method
59		(R)-1-(4-Dimethylaminomethyl-phenyl)-ethylamine	Ex 29	¹ H NMR (400 MHz, d ₆ -DMSO): δ 8.75 (0.5H, d, J=7.2 Hz) *, 8.69 (0.5H, d, J=7.7 Hz) *, 8.03 (1H, m), 7.99-7.78 (6H, m), 7.68 (1H, d, J=8.4 Hz), 7.62-7.58 (3H, m), 7.48-7.41 (2H, m), 7.41-7.35 (1H, m), 7.34-7.26 (3H, m), 7.22-7.15 (1H, m), 6.68-6.60 (1H, m), 4.73-4.58 (1H, m), 4.56-4.41 (2H, m), 3.05-2.95 (9H, m) *, 1.96-1.89 (3H, m), 1.35 (1.5H, d, J=6.7 Hz) *, 1.17 (1.5H, d, J=6.6 Hz) *.	Rt = 3.95 min, m/z = 628.4 [M] +
60		Intermed. B	Ex 29	¹ H NMR (400 MHz, d ₆ -DMSO): δ 9.08 (1H, d, J=7.1 Hz), 8.05 (1H, m), 7.96-7.83 (6H, m), 7.69-7.62 (2H, m), 7.61-7.57 (2H, m), 7.35-7.26 (3H, m), 6.66-6.62 (1H, m), 5.04-4.95 (1H, m), 4.81-4.75 (2H, m) *, 3.19-3.10 (9H, m) *, 1.93 (1.5H, s) *, 1.92 (1.5H, s) *, 1.39-1.33 (3H, m).	Rt = 3.84 min, m/z = 620.4 [M] +
61		See Ex 17	Ex 29	¹ H NMR (400 MHz, d ₆ -DMSO): δ 8.38-8.33 (1H, m), 8.01 (1H, s), 7.94-7.80 (6H, m), 7.70-7.65 (2H, m), 7.61-7.57 (2H, m), 7.33-7.27 (3H, m), 6.65 (1H, d, J=1.8Hz), 4.41 (2H, s), 4.05-3.91 (1H, m), 3.59-3.46 (2H, m), 3.21 (9H, s), 3.13-3.03 (1H, m), 2.90-2.82 (1H, m), 1.91 (3H, s), 1.77-1.67 (1H, m), 1.55-1.20 (3H, m).	Rt = 3.77 min, m/z = 635.4 [M] +

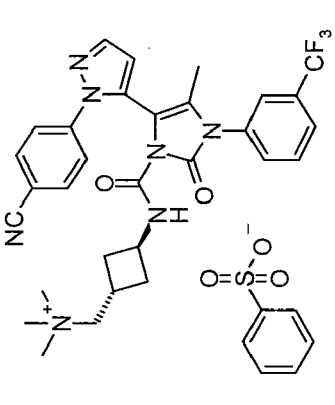
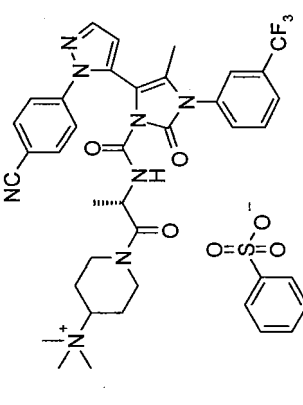
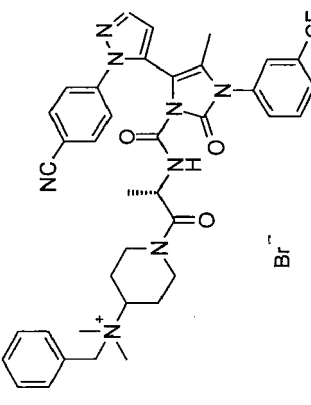
(continued)

Ex	Structure	Amine	Quat. Method	1H NMR	LC-MS Method
62		See Ex 18	Ex 29	¹ H NMR (400 MHz, d ₆ -DMSO): δ 8.89 (1H, br s), 7.92 (1H, s), 7.90-7.78 (6H, m), 7.67-7.59 (4H, m), 7.30-7.21 (3H, m), 6.61 (1H, d, J=1.7 Hz), 4.47 (1H, br s), 3.44-3.14 (6H, m), 3.10-3.00 (6H 2xs signals partially obscured by water), 2.95-2.75 (3H, br m), 2.00-1.80 (4H, br m), 1.75-1.45 (4H, br m), 1.25-0.85 (3H, br m).	Rt = 3.74 min, m/z = 663.4 [M] +
63		Intermed. C	Ex 29	¹ H NMR (400 MHz, d ₆ -DMSO): δ 9.10 (0.45H, d, J=7.0 Hz), 9.00 (0.55H, d, J=7.4 Hz), 8.02 (1H, s), 8.00-7.75 (6H, m), 7.72-7.64 (2H, m), 7.61-7.57 (2H, m), 7.34-7.26 (3H, m), 6.67-6.62 (1H, m), 5.04-4.90 (3H, m), 3.19-3.15 (9H, m), 1.93-1.88 (3H, m), 1.39-1.28 (3H, m).	Rt = 3.54 min, m/z = 620.4 [M] +
64		See Ex 16	Ex 29	¹ H NMR (400 MHz, d ₆ -DMSO): δ 9.07-8.97 (1H, m), 8.02 (1H, s), 7.96-7.80 (6H, m), 7.70-7.56 (4H, m), 7.39 (1H, s), 7.34-7.28 (3H, m), 6.65 (1H, s), 4.84-4.72 (1H, m), 4.68 and 4.65 (2H, 2xs)*, 3.01 (9H, br s), 1.92 and 1.89 (3H, 2xs)*, 1.35 and 1.20 (3H, 2xd J=6.8 Hz)*.	Rt = 3.74 min, m/z = 619.4 [M] +

(continued)

Ex	Structure	Amine	Quat. Method	1H NMR	LC-MS Method
65		See Ex 15	Ex 29	¹ H NMR (400 MHz, d ₆ -DMSO): δ 8.40-8.31 (1H, m), 8.02 (1H, s), 7.95-7.88 (3H, m), 7.88-7.78 (3H, m), 7.71-7.63 (2H, m), 7.61-7.55 (2H, m), 7.35-7.25 (3H, m), 6.65 (1H, d, J=1.7 Hz), 4.00-3.88 (1H, m), 3.75-3.60 (1H, m), 3.56-3.45 (3H, m), 3.17-3.00 (10 H, overlapping s and m), 2.90-2.75 (3H, m), 1.91 (3H, s), 1.74-1.64 (1H, m), 1.52-1.334 (2H, m), 1.28-1.14 (1.3H, m)*, 1.04-0.90 (0.7H, m)*.	Rt = 3.72 min, m/z = 649.5 [M] +
66		3-Methyl-3-aza-spiro [5.5]undec-9-yl amine	Ex 29	¹ H NMR (400 MHz, d ₆ -DMSO): δ 8.40-8.31 (1H, m), 8.02 (1H, s), 7.95-7.88 (3H, m), 7.88-7.78 (3H, m), 7.71-7.63 (2H, m), 7.61-7.55 (2H, m), 7.35-7.25 (3H, m), 6.65 (1H, d, J=1.7 Hz), 4.00-3.88 (1H, m), 3.75-3.60 (1H, m), 3.56-3.45 (3H, m), 3.17-3.00 (10 H, overlapping s and m), 2.90-2.75 (3H, m), 1.91 (3H, s), 1.74-1.64 (1H, m), 1.52-1.334 (2H, m), 1.28-1.14 (1.3H, m)*, 1.04-0.90 (0.7H, m)*.	Rt = 3.87 min, m/z = 632.4 [M] +
67		Cis-3-dimethylaminomethyl-cyclobutyl-amine	Ex 29	¹ H NMR (400 MHz, d ₆ -DMSO): δ 8.41 (1H, d, J=7.7 Hz), 8.00 (1H, s), 7.93-7.80 (6H, m), 7.66 (2H, d, J=8.8 Hz), 7.61-7.57 (2H, m), 7.34-7.26 (3H, m), 6.64 (1H, d, J=1.8 Hz), 3.86-3.74 (1H, m), 3.36-3.28 (signal partially obscured by water, assumed 2H), 2.98 (9H, s), 2.44-2.20 (3H, m), 1.90 (3H, s), 1.78-1.66 (1H, m), 1.63-1.51 (1H, m).	Rt = 3.71 min, m/z = 578.3 [M] +

(continued)

Ex	Structure	Amine	Quat. Method	1H NMR	LC-MS/MS Method
68		Trans-3-dimethylaminomethylcyclobutyl-amine	Ex 29	¹ H NMR (400 MHz, d ₆ -DMSO): δ 8.54 (1H, d, J=6.5 Hz), 8.01 (1H, s), 7.94-7.80 (6H, m), 7.67 (2H, d, J=8.9 Hz), 7.61-7.57 (2H, m), 7.34-7.28 (3H, m), 6.64 (1H, d, J=1.8 Hz), 3.94-3.83 (1H, m), 3.40 (2H, d, J=6.8 Hz), 2.97 (9H, s), 2.81-2.70 (1H, m), 2.13-2.04 (2H, m), 2.03-1.94 (1H, m), 1.93-1.80 (4H, overlapping m and s).	Rt = 3.73 min, m/z = 578.3 [M] +
69		See Ex 19	Ex 29	¹ H NMR (400 MHz, d ₆ -DMSO): δ 9.0-8.96 (0.8H, m)*, 8.83 (0.2H, d, J=7.1 Hz)*, 8.06-8.00 (1H, m), 7.96-7.80 (6H, m), 7.71-7.63 (2H, m), 7.62-7.56 (2H, m), 7.35-7.26 (3H, m), 7.64 (1H, br s), 4.56-4.38 (2H, m), 4.02-3.86 (1H, m), 3.62-3.48 (1.4H, m)*, 3.06-2.92 (9H, m), 2.60-2.52 (peak partially obscured by solvent, 0.6H)*, 2.20-2.00 (2H, m), 1.96-1.84 (3H, m), 1.68-1.36 (2.4H, m)*, 1.24-1.10 (2H, m), 0.88-0.80 (1.6H, m)*.	Rt = 3.70 min, m/z = 649.4 [M] +
70		See Ex 19	Ex 30	¹ H NMR (400 MHz, d ₆ -DMSO): δ 9.08-8.98 (0.8H, m)*, 8.85 (0.2H, d, J=6.9 Hz)*, 8.50 (1H, s), 8.06-8.00 (1H, m), 7.98-7.76 (6H, m), 7.72-7.62 (2H, m), 7.60-7.46 (5H, m), 6.67-6.63 (1H, m), 4.60-4.40 (4H, m), 4.02-3.90 (1.4H, m)*, 3.68-2.95 (0.6H peaks partially obscured by water)*, 2.91-2.77 (6H, m), 2.65-2.45 (1H, m, partially obscured by solvent), 2.40-2.15 (2H, m), 1.98-1.84 (3H, m), 1.84-1.55 (2H, m), 1.18-1.10 (1.2H, m)*, 0.91-0.81 (1.8H, m)*.	Rt = 4.01 min, m/z = 725.4 [M] +

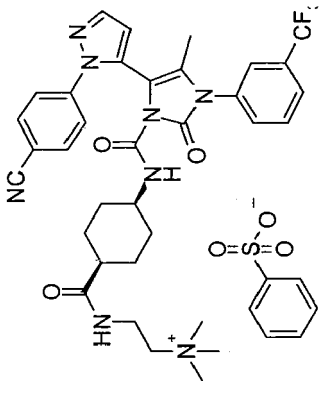
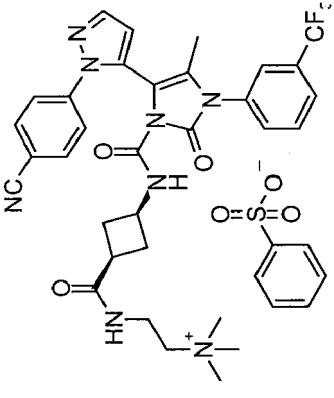
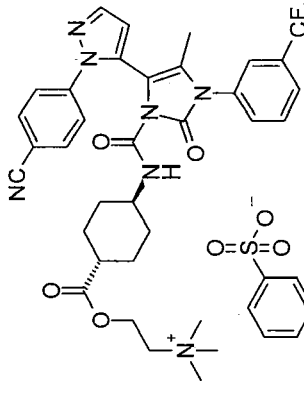
(continued)

Ex	Structure	Amine	Quat. Method	1H NMR	LC-MS Method
71		See Ex 20	Ex 29	¹ H NMR (400 MHz, d ₆ -DMSO): δ 8.99 (0.6H, d, J=6.6 Hz), 8.88 (0.4H, d, J=7.1 Hz)*, 8.05-8.00 (1H, m), 7.95-7.80 (6H, m), 7.71-7.64 (2H, m), 7.61-7.56 (2H, m), 7.34-7.26 (3H, m), 6.66-6.62 (1H, m), 4.49-4.38 (1H, m), 3.86-3.50 (2H, m), 3.44-3.36 (2H, signal partially obscured by water), 3.10-3.02 (9H, 2xs)*, 3.00-2.94 (3H, 2xs)*, 1.93 (1.8H, s)*, 1.86 (1.2H, s)*, 1.18-1.10 (1.2H, m)*, 0.92-0.84 (1.8H, m)*.	Rt = 3.78 min, m/z = 623.4 [M] +
72		See Ex 9	Ex 30 (using 3-Chloromethyl-[1,2,4]-oxadiazole)	¹ H NMR (400 MHz, d ₆ -DMSO): δ 9.89 (1H, s), 8.21 (1H, d, J=7.4 Hz), 8.01 (1H, s), 7.93-7.80 (6H, m), 7.67 (2H, d, J=8.9 Hz), 6.64 (1H, d, J=1.8 Hz), 4.89 (2H, s), 3.34-3.20 (2H, signals partially obscured by water), 3.07 (6H, s), 2.20-2.10 (2H, m), 1.92-1.80 (4H, m), 1.70-1.50 (3H, m), 1.28-1.00 (2H, m)	Rt = 3.84 min, m/z = 660.4 [M] +
73		See Ex 21	Ex 29	¹ H NMR (400 MHz, d ₆ -DMSO): δ 9.15 (d, 0.6H, J=8.50 Hz), 9.04 (d, 0.4H, J=8.50 Hz)*, 8.06 (s, 1H), 7.97-7.77 (m, 6H), 7.67 (d, 1H, J=8.65 Hz), 7.62-7.55 (m, 3H), 7.45-7.40 (m, 1H), 7.35-7.25 (m, 3H), 6.67-6.61 (m, 1H), 4.77-4.62 (m, 1H), 4.62-4.52 (m, 2H), 3.07 (s, 9H), 1.99-1.87 (m, 3H), 0.81 (q, 2H, J=3.24 Hz), 0.66 (d, 1.5H, J=6.76 Hz)*, 0.59 (d, 1.5H, J=6.73 Hz)*.	Rt=3.90 min, m/z = 647.4 [M] +

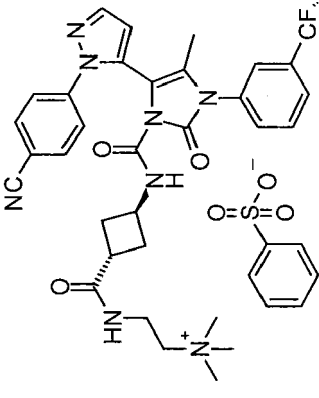
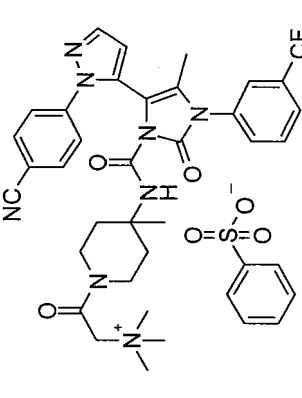
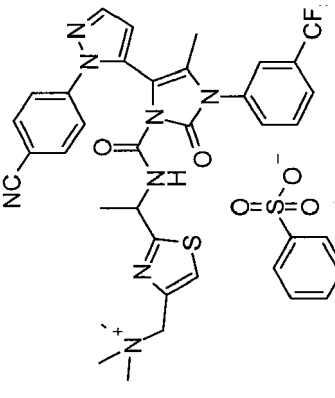
(continued)

Ex	Structure	Amine	Quat. Method	1H NMR	LC-MS Method
77		Intermed. J	Ex 29	¹ H NMR (400 MHz, d ₆ -DMSO): δ 8.19 (1H, d, J=7.4 Hz), 8.06 (1H, t, J=5.5 Hz), 8.01 (1H, s), 7.90-7.79 (6H, m), 7.66 (2H, d, J=8.8 Hz), 7.61-7.57 (2H, m), 7.34-7.27 (3H, m), 6.64 (1H, d, J=1.7 Hz), 3.47-3.40 (2H, m), 3.35-3.25 (2H, signal obscured by water), 3.20-3.10 (1H, m), 3.06 (9H, s), 2.08-1.98 (1H, m), 1.90 (3H, s), 1.78-1.64 (3H, m), 1.50-1.40 (1H, m), 1.39-1.10 (3H, m), 1.01-0.90 (1H, m).	Rt = 3.76 min, m/z = 663.4 [M] +
78		See Ex 24	Ex 29	¹ H NMR (400 MHz, d ₆ -DMSO): δ 9.10 (s, 1H), 8.03 (s, 1H), 7.96-7.80 (m, 6H), 7.63-7.55 (m, 4H), 7.36-7.25 (m, 4H), 6.59 (d, 2H, J=1.75Hz), 4.63 (s, 2H), 2.95 (s, 9H), 1.91 (s, 3H), 1.40 (d, 6H).	Rt = 3.76 min, m/z = 633.4 [M] +
79		See Ex 23	Ex 29	¹ H NMR (400 MHz, d ₆ -DMSO): δ 9.11 (s, 1H), 8.03 (s, 1H), 7.95-7.83 (m, 6H), 7.65 (d, 2H, J=8.85Hz), 7.61-7.56 (m, 2H), 7.34-7.27 (m, 4H), 6.64 (d, 1H, J=1.76), 4.59 (s, 2H), 2.97 (s, 9H), 1.91 (s, 3H), 1.38 (s, 2H), 1.32-1.18 (m, 1H), 0.82-0.67 (m, 1H).	Rt = 3.69 min, m/z = 631.3 [M] +

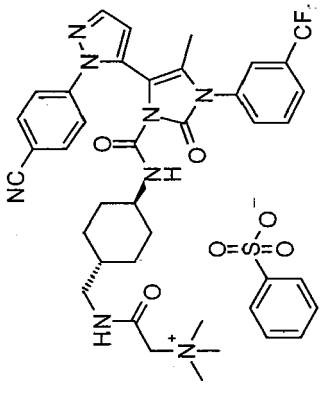
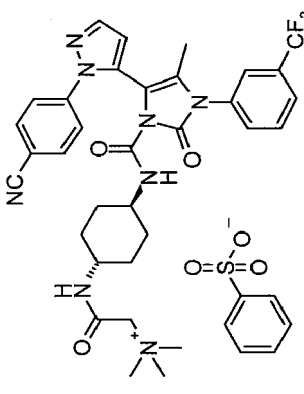
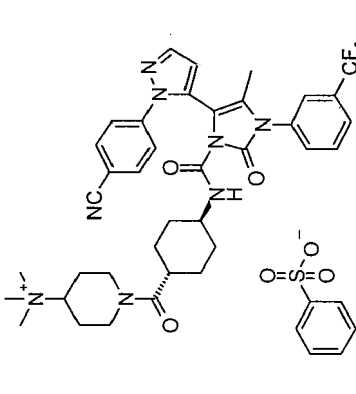
(continued)

Ex	Structure	Amine	Quat. Method	1H NMR	LC-MS Method
80		Intermed. K	Ex 29	<p>¹H NMR (400 MHz, d₆-DMSO): δ 8.52 (1H, d, J=7.1 Hz), 8.10-8.04 (2H, m), 7.94-7.80 (6H, m), 7.65 (2H, d, J=8.8 Hz), 7.61-7.57 (2H, m), 7.34-7.26 (3H, m), 6.64 (1H, d, J=1.8 Hz), 3.57-3.50 (1H, m), 3.48-3.40 (2H, m), 3.36-3.28 (1H, m), signal obscured by water), 3.07 (9H, s), 2.16-2.08 (2H, m), 1.94 (3H, s), 1.56-1.10 (8H, m). Aliphatic signals are broad overlapped and partially obscured by the water signal.</p>	<p>Rt = 3.67 min, m/z = 663.4 [M] +</p>
81		Intermed. P	Ex 29	<p>¹H NMR (400 MHz, DMSO d₆): δ 8.43 (1H, d, J=7.7 Hz), 8.08 (1H, t, J=5.7 Hz), 8.01 (1H, s), 7.92-7.80 (6H, m), 7.65 (2H, d, J=8.9 Hz), 7.61-7.57 (3H, m), 7.34-7.28 (5H, m) (bezylate ~1.6 eq), 6.64 (1H, d, J=1.8 Hz), 3.89-3.77 (1H, m), 3.49-3.41 (2H, m), 3.36-3.28 (peak obscured by water signal), 3.06 (9H, s), 2.65-2.55 (1H, m), 2.32-2.10 (2H, m), 1.98-1.85 (4H, m), 1.84-1.74 (1H, m).</p>	<p>Rt = 3.60 min, m/z = 635.4 [M] +</p>
82		Intermed. Q	Ex 29	<p>¹H NMR (400 MHz, DMSO d₆): δ 8.23 (1H, d, J=7.4 Hz), 8.02 (1H, s), 7.94-7.78 (6H, m), 7.67 (2H, d, J=8.4 Hz), 7.62-7.56 (2H, m), 7.34-7.26 (3H, m), 6.64 (1H, d, J=1.8 Hz), 4.42 (2H, br s), 3.65-3.60 (2H, m), 3.25-3.15 (1H, m), 3.10 (9H, s), 2.32-2.23 (1H, m), 1.92-1.80 (5H, m), 1.78-1.70 (1H, m), 1.50-1.14 (4H, m), 1.06-0.93 (1H, m).</p>	<p>Rt = 3.94 min, m/z = 664.4 [M] +</p>

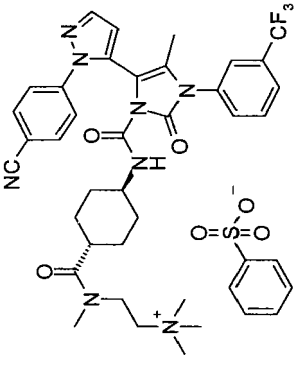
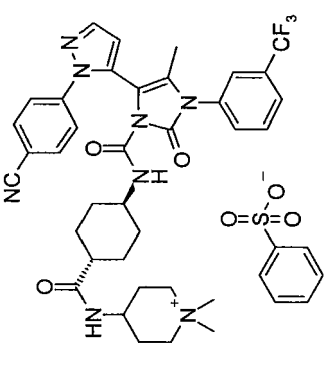
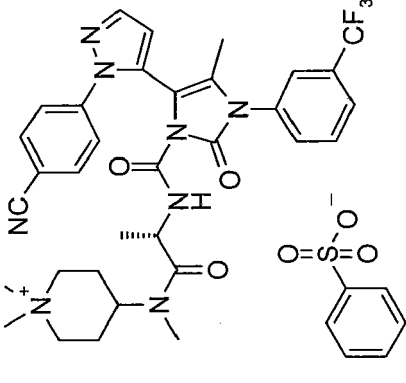
(continued)

Ex	Structure	Amine	Quat. Method	1H NMR	LC-MS Method
83		Intermed. O	Ex 29	¹ H NMR (400 MHz, DMSO d ₆): δ 8.45 (1H, d, J=7.6Hz), 8.08 (1H, t, J=5.7Hz), 8.00 (1H, s), 7.93-7.80 (6H, m), 7.65 (2H, d, J=8.8Hz), 7.61-7.57 (2H, m), 7.34-7.26 (3H, m), 6.64 (1H, d, J=1.8 Hz), 4.12-4.00 (1H, m), 3.49-3.42 (2H, m), 3.35-3.30 (2H, signal obscured by water), 3.07 (9H, s), 2.83-2.74 (1H, m), 2.26-2.04 (3H, m), 1.96-1.86 (4H, m).	Rt = 3.66 min, m/z = 635.4 [M] +
84		See Ex 25	Ex 29	¹ H NMR (400 MHz, d ₆ -DMSO): δ 8.43 (s, 1H), 8.03 (s, 1H), 7.96-7.80 (m, 6H), 7.65 (d, 2H, J=7.84Hz), 7.61-7.56 (m, 2H), 7.34-7.25 (m, 3H), 6.64 (d, 1H, J=1.72Hz), 4.44-4.25 (m, 2H), 3.91 (br s, 1H), 3.37 (br s, 1H), 3.20 (s, 9H), 3.06-2.92 (m, 1H), 2.88-2.68 (m, 1H), 1.95 (s, 3H), 1.86 (d, 1H, J=13.33Hz), 1.66 (t, 1H, J=14.32Hz), 1.49-1.19 (m, 2H), 1.00 (s, 3H).	Rt = 3.86 min, m/z = 649.4 [M] +
85		Intermed. I	Ex 29	¹ H NMR (400 MHz, d ₆ -DMSO): δ 9.11 and 9.05 (1H, 2 x d, J=7.1Hz)*, 8.08-8.01 (1H, m), 7.97-7.80 (6H, m), 7.72-7.61 (3H, m), 7.61-7.56 (2H, m), 7.35-7.26 (3H, m), 6.65 (1H, s), 4.99-4.88 (1H, m), 4.58 and 4.56 (2H, 2 x s)*, 3.02 and 3.04 (9H, 2 x s)*, 1.94 and 1.92 (3H, 2 x s)*, 1.45 and 1.29, 2 x d, J=7Hz)*.	Rt = 3.79 min, m/z = 635.3 [M] +

(continued)

Ex	Structure	Amine	Quat. Method	1H NMR	LC-MS Method
86		See Ex 27	Ex 29	¹ H NMR (400 MHz, d ₆ -DMSO): δ 8.50-8.36 (0.5H, m)*, 8.18 (0.5H, d, J=7.52Hz)*, 8.03-7.96 (1H, m), 7.94-7.72 (7H, m), 7.72-7.63 (2H, m), 7.63-7.54 (2H, m), 7.36-7.25 (3H, m), 6.72 (0.4H, d, J=1.80Hz)*, 6.63 (0.6Hz, d, J=1.75Hz)*, 4.08-4.03 (2H, m), 3.63-3.56 (1H, m), 3.21-3.17 (9H, m), 3.03-2.90 (2H, m), 2.04-1.95 (0.6H, m)*, 1.90 (1.4H, s)*, 1.81-1.55 (4H, m), 1.47-1.20 (2H, m), 1.03-0.79 (2H, m).	Rt = 3.85 min, m/z = 663.5 [M] ⁺
87		See Ex 26	Ex 29	¹ H NMR (400 MHz, d ₆ -DMSO): δ 8.38 (1H, d, J=7.60Hz), 8.23 (1H, d, J=7.42Hz), 8.01 (1H, s), 7.94-7.78 (6H, m), 7.66 (2H, d, J=8.82Hz), 7.62-7.56 (2H, m), 7.34-7.26 (3H, m), 6.64 (1H, d, J=1.75Hz), 4.00 (2H, s), 3.58-3.46 (1H, m), 3.18 (10H, s), 1.89 (3H, s), 1.79-1.66 (3H, m), 1.46-1.37 (1H, m), 1.33-0.96 (4H, m).	Rt = 3.84 min, m/z = 649.3 [M] ⁺
88		Intermed. R	Ex 29	¹ H NMR (400 MHz, CDCl ₃): δ 8.32 (1H, d, J = 7.0 Hz), 7.88-7.78 (3H, m), 7.78-7.66 (4H, m), 7.64-7.56 (3H, m), 7.56-7.49 (1H, m), 7.39-7.31 (3H, m), 6.65 (1H, d, J = 1.5 Hz), 4.81-4.67 (1H, m), 4.31-4.09 (1H, m), 3.99-3.88 (1H, m), 3.50-3.37 (1H, m), 3.35-3.09 (10H, m), 2.66-2.51 (1H, m), 2.46-2.27 (2H, m), 2.23-2.10 (1H, m), 2.03-1.94 (1H, m), 1.93-1.85 (3H, m), 1.85-1.36 (7H, m), 1.22-0.95 (2H, m).	Rt = 3.80 min, m/z = 703 [M] ⁺

(continued)

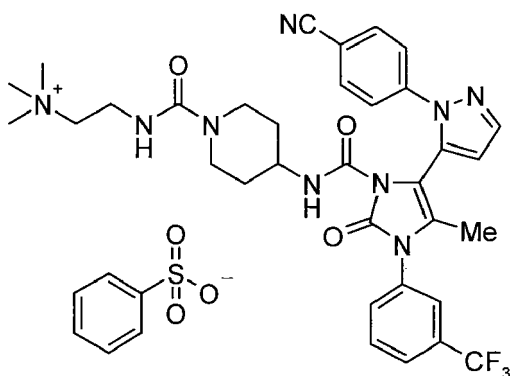
Ex	Structure	Amine	Quat. Method	1H NMR	LC-MS Method
89		Intermed. L	Ex 29	¹ H NMR (400 MHz, CDCl ₃) δ 8.35 (1H, d, J = 7.6 Hz), 7.89-7.84 (2H, m), 7.81 (1H, d, J = 1.8 Hz), 7.78-7.66 (4H, m), 7.64-7.56 (3H, m), 7.54-7.51 (1H, m), 7.39-7.32 (3H, m), 6.56 (1H, d, J = 1.6 Hz), 3.89-3.71 (4H, m), 3.52-3.39 (1H, m), 3.34 (9H, s), 3.13 (3H, s), 2.38 (1H, t, J = 11.7, 6.4 Hz), 2.04-1.96 (1H, m), 1.91-1.79 (4H, m), 1.75-1.66 (2H, m), 1.52-1.39 (2H, m), 1.26-1.01 (2H, m).	Rt = 3.85 min, m/z = 677 [M] ⁺
90		Intermed. S	Ex 29	¹ H NMR (400 MHz, CDCl ₃) δ 8.15 (1H, d, J = 7.7 Hz), 8.10 (1H, d, J = 8.1 Hz), 7.88-7.82 (2H, m), 7.80 (1H, d, J = 1.9 Hz), 7.77-7.66 (3H, m), 7.65-7.62 (1H, m), 7.62-7.52 (3H, m), 7.40-7.35 (3H, m), 6.54 (1H, d, J = 1.9 Hz), 4.21-4.11 (1H, m), 4.05-3.93 (2H, m), 3.51 (3H, m), 3.37-3.24 (3H, m), 3.19-3.11 (3H, s), 2.23-2.09 (2H, m), 2.04-1.90 (3H, m), 1.89-1.83 (3H, m), 1.81-1.72 (1H, m), 1.70-1.53 (4H, m), 1.42-1.28 (2H, m), 0.87-0.63 (2H, m).	Rt = 3.79 min, m/z = 689 [M] ⁺
91		See Ex 28	Ex 29	¹ H NMR (400 MHz, d6-DMSO): δ 9.01 (1H, td, J=6.47, 56.69 Hz), 8.03 (1H, d, J=7.69 Hz), 7.97-7.78 (6H, m), 7.72-7.63 (2H, m), 7.61-7.56 (2H, m), 7.35-7.26 (3H, m), 6.67-6.62 (2H, m), 4.58-4.26 (2H, m), 3.56-3.36 (4H, m), 3.19-3.01 (6H, m), 2.84 (2H, d, J=9.09 Hz), 2.76 (1H, d, J=14.75 Hz), 2.27-1.99 (2H, m), 1.94 (2H, d, J=7.62 Hz), 1.88 (1H, d, J=5.27 Hz), 1.67-1.44 (2H, m), 1.12 (1.5H, d, J=6.63 Hz)*, 0.83 (1.5H, t, J=6.84 Hz)*.	Rt = 3.65 min, m/z = 649.3 [M] ⁺

Example 92**[0174]**

5

10

15



{2-[[4-[[5-[2-(4-Cyano-phenyl)-2H-pyrazol-3-yl]-4-methyl-2-oxo-3-(3-trifluoromethyl-phenyl)-2,3-dihydro-imidazole-1-carbonyl]-amino]-piperidine-1-carbonyl]-amino]-ethyl]-trimethyl-ammonium benzene sulfonate

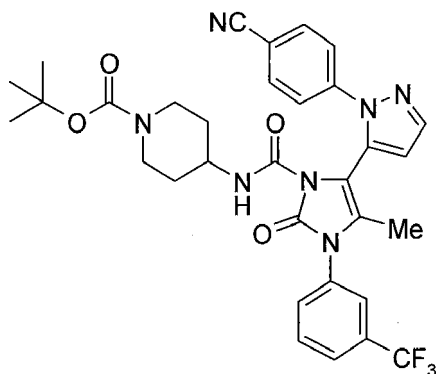
20

Intermediate 92A**[0175]**

25

30

35



4-[[5-[2-(4-Cyano-phenyl)-2H-pyrazol-3-yl]-4-methyl-2-oxo-3-(3-trifluoromethyl-phenyl)-2,3-dihydro-imidazole-1-carbonyl]-amino]-piperidine-1-carboxylic acid tert-butyl ester

40

[0176] Intermediate 92A was synthesised from 4-amino-1-BOC-piperidine by the method of Example 1 in a yield of 85%. LCMS (Method U2) Rt = 2.03 min., m/z = 658.4 [M+Na]⁺

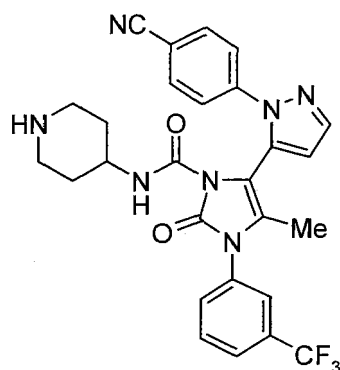
Intermediate 92B

45

[0177]

50

55



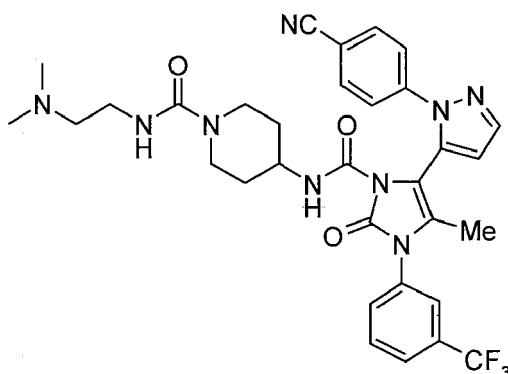
5-[2-(4-Cyano-phenyl)-2H-pyrazol-3-yl]-4-methyl-2-oxo-3-(3-trifluoromethyl-phenyl)-2,3-dihydro-imidazole-1-carboxylic acid piperidin-4-ylamide

[0178] Intermediate 92A (525 mg, 0.83 mmol) was stirred in DCM (6 mL) with TFA (1.5 mL) and water (50 mg) for 1.5 h. The mixture was diluted with more DCM and washed with aqueous NaHCO₃ solution. The aqueous phase was extracted with more DCM and the combined organics dried over Na₂SO₄ and evaporated to give Intermediate 92B as a pale yellow foam (466 mg).

LCMS (Method U2) Rt = 1.30 min., m/z = 536.3 [M+H]⁺

Intermediate 92C

[0179]



4-[[5-[2-(4-Cyano-phenyl)-2H-pyrazol-3-yl]-4-methyl-2-oxo-3-(3-trifluoromethyl-phenyl)-2,3-dihydro-imidazole-1-carbonyl]-amino]-piperidine-1-carboxylic acid (2-dimethylamino-ethyl)-amide

[0180] 1,1'-Carbonyldiimidazole (73.5 mg, 0.45 mmol) was stirred in dry THF (1.5 mL) as N,N-dimethylethylenediamine (35 mg, 0.40 mmol) was added. After stirring for 10 min., a solution of Intermediate 92B (175 mg, 0.33 mmol) in dry THF (1.5 mL) was added. The mixture was stirred for 5h and the solvent evaporated and the concentrate was partitioned between EtOAc and water. The organic phase was washed with water and with brine, dried (Na₂SO₄) and evaporated. Purified by SPE on silica (5 g) eluting with 5% MeOH in DCM with additional 2M methanolic ammonia (1%, 2%, 3% and 4%) added stepwise to afford Intermediate 92C (121 mg, 57%).

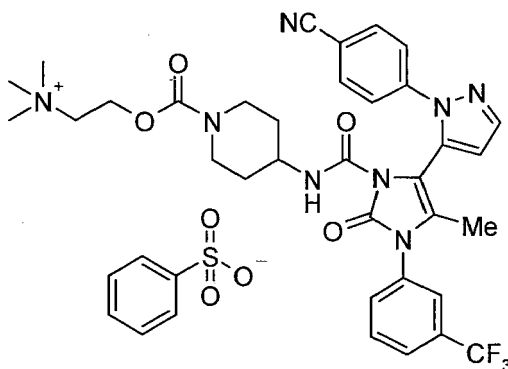
LCMS (Method 7) Rt = 2.41 min., m/z = 650.1 [M+H]⁺

{2-[(4-[[5-[2-(4-Cyano-phenyl)-2H-pyrazol-3-yl]-4-methyl-2-oxo-3-(3-trifluoromethyl-phenyl)-2,3-dihydro-imidazole-1-carbonyl]-amino]-piperidine-1-carbonyl)-amino]-ethyl}-trimethyl-ammonium benzene sulfonate

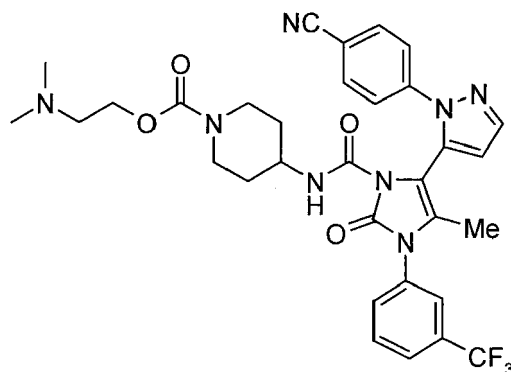
[0181] The title compound was prepared from Intermediate 92C using the method in Example 29.

¹H NMR (400 MHz, d₆-DMSO): δ 8.30 (1H, d, J=7.0Hz), 8.01 (1H, br s), 7.93-7.88 (3H, m), 7.88-7.79 (3H, m), 7.69-7.64 (2H, m), 7.61-7.56 (2H, m), 7.35-7.26 (3H, m), 6.82 (1H, t, J=5.8Hz), 6.64 (1H, d, J=1.8Hz), 3.63 (2H, br t, J=15Hz), 3.48-3.36 (3H, m), 3.35-3.29 (2H, m, partially obscured by water), 3.07 (9H, s), 2.82 (2H, br t, J=11.4Hz), 1.91 (3H, s),

1.67-1.56 (1H, m), 1.42-1.32 (1H, m), 1.28-1.15 (1H, m), 1.07-0.93 (1H, m).
LCMS (Method 3) Rt = 3.74 min, m/z = 665.3 [M]⁺

Example 93**[0182]**

[2-(4-([5-[2-(4-Cyano-phenyl)-2H-pyrazol-3-yl]-4-methyl-2-oxo-3-(3-trifluoromethyl-phenyl)-2,3-dihydro-imidazole-1-carbonyl]-amino)-piperidine-1-carboxyloxy)-ethyl]-trimethyl-ammonium benzene sulfonate

Intermediate 93A**[0183]**

4-([5-[2-(4-Cyano-phenyl)-2H-pyrazol-3-yl]-4-methyl-2-oxo-3-(3-trifluoromethyl-phenyl)-2,3-dihydro-imidazole-1-carbonyl]-amino)-piperidine-1-carboxylic acid 2-dimethylamino-ethyl ester

[0184] Intermediate 93A was synthesised by a similar procedure to Intermediate 92C, using N,N-dimethylethanolamine. The mixture of 1,1'-carbonyldiimidazole (21 mg, 0.13 mmol) and N,N-dimethylethanolamine (10 mg, 0.11 mmol) was stirred for 1h prior to addition of Intermediate 92B (50 mg, 0.093 mmol). Purification by silica SPE (5 g) eluting with 5% and 10% MeOH in DCM afforded Intermediate 93A (25 mg, 42%).

LCMS (Method U2) Rt = 1.38 min., m/z = 651.4 [M+H]⁺

[2-(4-([5-[2-(4-Cyano-phenyl)-2H-pyrazol-3-yl]-4-methyl-2-oxo-3-(3-trifluoromethyl-phenyl)-2,3-dihydro-imidazole-1-carbonyl]-amino)-piperidine-1-carboxyloxy)-ethyl]-trimethyl-ammonium benzene sulfonate

[0185] The title compound was prepared from Intermediate 93A using the method in Example 29.

¹H NMR (400 MHz, d₆-DMSO): δ 8.33 (1H, d, J=7.1Hz), 8.02 (1H, s), 7.95-7.88 (3H, m), 7.88-7.80 (3H, m), 7.66 (2H, m), 7.62-7.59 (2H, m), 7.35-7.26 (3H, m), 6.64 (1H, d, J=1.6Hz), 4.41(2H, s), 3.74-3.56 (4H, m), 3.53-3.41 (1H, m), 3.10 (9H, s), 2.96 (2H, br s), 1.92 (3H, s), 1.74-1.58 (1H, m), 1.46-1.19 (2H, m), 1.13-0.97 (1H, m).

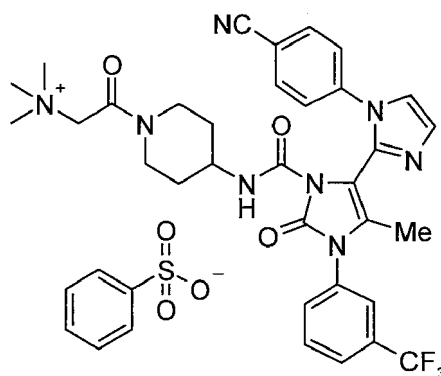
LCMS (Method 3) Rt = 3.71 min, m/z = 664.3 [M]⁺

Example 94**[0186]**

5

10

15



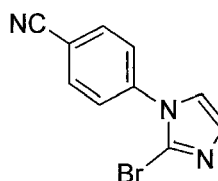
[2-(4-((1-(4-Cyano-phenyl)-5'-methyl-2'-oxo-1'-(3-trifluoromethyl-phenyl)-1',2'-dihydro-1H-[2,4']biimidazolyl-3'-carbonyl)-amino)-piperidin-1-yl)-2-oxo-ethyl]-trimethyl-ammonium benzene sulfonate

20

Intermediate 94A**[0187]**

25

30

**4-(2-Bromo-imidazol-1-yl)-benzonitrile**

[0188] 4-Imidazol-1-yl-benzonitrile (5.0 g, 29.6 mmol) was dissolved in dioxane and N-bromosuccinimide (5.26 g, 29.6 mmol) was added. The solution was heated at 60°C for 2h. The solution was decanted from a gummy residue and evaporated to give a yellow solid. This was triturated with EtOAc to give a cream solid which was further purified by chromatography using EtOAc as eluant to afford Intermediate 11 (0.79 g) as a pale yellow solid. LCMS (Method 1) Rt = 2.44 min., m/z 248 and 250 (Br isotopes)

35

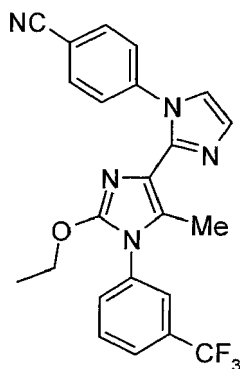
40

Intermediate 94B**[0189]**

45

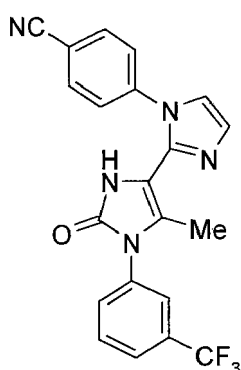
50

55



4-[2'-Ethoxy-5'-methyl-1'-(3-trifluoromethyl-phenyl)-1'-H-[2,4']biimidazolyl-1-yl]-benzonitrile

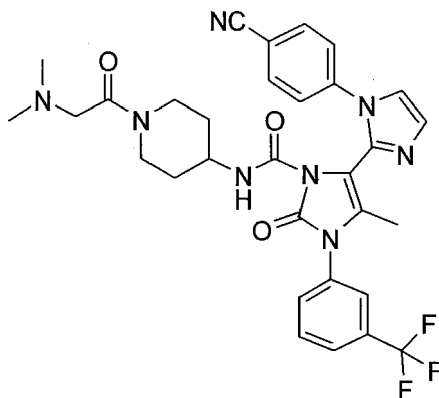
[0190] 2-Dicyclohexylphosphino-2',4',6'-triisopropylbiphenyl (19 mg, 0.04 mmol), (2-dicyclohexylphosphino-2',4',6'-triisopropyl-1,1'-biphenyl)palladium(II) dichloride (15.7 mg, 0.02 mmol), tetrahydroxydiboron (270 mg, 3 mmol) and potassium acetate (294 mg, 3 mmol) were mixed in a nitrogen filled vial. A solution of 4-bromo-2-ethoxy-5-methyl-1-[3-(trifluoromethyl)phenyl]-1H-imidazole (Intermediate A4, 349 mg, 1 mmol) in IMS (10 ml) was added and the solution heated at 80°C for 2h. A solution of K₂CO₃ (1.8M, 1.66ml) was added followed by a suspension of 4-(2-bromo-imidazol-1-yl)-benzonitrile (Intermediate 94A, 248 mg, 1 mmol) in THF. Heating was continued overnight at 80°C. After cooling, the mixture was filtered through celite, washing with EtOAc, and evaporated to dryness. The residue was extracted into EtOAc, decanted, dried over Na₂SO₄ filtered and evaporated. Purification was performed by silica gel chromatography eluting with 20% to 100% EtOAc-cyclohexane. The third eluted component was the title compound (91 mg, 21%). LCMS (Method 2) Rt = 2.73 min., m/z 438.3

Intermediate 94C**[0191]****4-[5'-Methyl-2'-oxo-1'-(3-trifluoromethyl-phenyl)-2',3'-dihydro-1'-H-[2,4']biimidazolyl-1-yl]-benzonitrile**

[0192] 4-[2'-Ethoxy-5'-methyl-1'-(3-trifluoromethyl-phenyl)-1'-H-[2,4']biimidazolyl-1-yl]-benzonitrile (Intermediate 94B, 170 mg, 0.39 mmol), acetone (5 ml) and 1M HCl (3 ml) were heated together at 60°C for 3.5 h. Concentrated HCl (0.5 ml) was added and heating continued overnight. The mixture was cooled and most of the acetone removed by evaporation. The solution was basified with aqueous NaHCO₃ and the white solid title compound filtered off and dried at 50°C. Yield 150 mg (94%).

LCMS (Method 3): Rt = 3.61 min, m/z 410.1 [M+H]⁺

¹H NMR (400 MHz, d₆-DMSO): δ 10.47 (1H, s), 8.05-7.99 (2H, m), 7.79-7.73 (3H, m), 7.72 (1H, d, J=1.4 Hz), 7.68-7.63 (1H, m), 7.63-7.58 (2H, m), 7.28 (1H, d, J=1.4 Hz), 1.70 (3H, s).

Intermediate 94D**[0193]**

1-(4-Cyano-phenyl)-5'-methyl-2'-oxo-1'-(3-trifluoromethyl-phenyl)-1',2'-dihydro-1H-[2,4']biimidazolyl-3'-carboxylic acid [1-(2-dimethylamino-acetyl)-piperidin-4-yl]-amide

[0194] To intermediate 94C (50 mg, 0.122 mmol) in DCM (2 mL) was added triethylamine (25 mg, 0.244 mmol) and 4-nitrophenyl chloroformate (30 mg, 0.146 mmol). The mixture was stirred for 1h at room temperature. 1-(4-Amino-piperidin-1-yl)-2-dimethyl-amino-ethanone (45 mg, 0.244 mmol) in DCM (0.5 ml) was added and the mixture was stirred for 3h. The mixture was partitioned between DCM and 10% K₂CO₃ solution, the aqueous extracted a further x2 with DCM and the combined extracts dried (MgSO₄) and evaporated.

[0195] LCMS (Method U2) Rt = 0.99 min, m/z = 621 [M+H]⁺. The product was used without purification for the next step.

[2-(4-([1-(4-Cyano-phenyl)-5'-methyl-2'-oxo-1'-(3-trifluoromethyl-phenyl)-1',2'-dihydro-1H-[2,4']biimidazolyl-3'-carbonyl]-amino)-piperidin-1-yl)-2-oxo-ethyl]-trimethyl-ammonium benzene sulfonate

[0196] The crude Intermediate 94D (0.12 mmol) was stirred with methyl benzenesulphonate (23 mg, 0.13 mmol) in THF (0.5 mL) at 20°C overnight. The product was purified by HPLC (C18, 0% to 50% acetonitrile/water containing 0.1% formic acid). The appropriate fractions were freeze dried to give the title compound (34 mg, 35%).

¹H NMR (400 MHz, d6-DMSO): δ 8.49 (1H, s), 8.25 (1H, d, J = 7.25Hz), 7.98 (1H, s), 7.96 (2H, d, J = 8.75Hz), 7.91-7.86 (1H, m), 7.86-7.77 (2H, m), 7.72 (1H, d, J = 1.42Hz), 7.61-7.57 (1H, m), 7.55 (2H, d, J = 8.72Hz), 7.21 (1H, d, J = 1.41Hz), 4.43 (2H, s), 4.07-3.94 (1H, m), 3.65-3.45 (2H, m), 3.21 (9H, s), 3.15-3.00 (2H, m), 2.94-2.82 (1H, m), 1.90 (3H, s), 1.65 (2H, br s), 1.44-1.03 (3H, m).

LCMS (Method 3) Rt = 3.16 min, m/z = 635.3 [M]⁺.

Biological Assay

[0197] Compounds of this invention were tested for potency in a human neutrophil elastase (HNE) enzyme activity assay.

HNE Enzyme Assay

[0198] Assays were performed in 96-well plates in a total assay volume of 100 μL. The final concentration of elastase enzyme (human leukocyte elastase, Sigma E8140) was 0.00072 U/mL. The peptide substrate (MeOSuc-Ala-Ala-Pro-Val-AMC, Calbiochem #324740) was used at a final concentration of 100 μM. The final concentration of DMSO was 1% in the assay buffer (0.05M Tris.HCl, 0.1M NaCl, 0.1M CaCl₂, 0.0005% brij-35, pH 7.5). The enzymatic reaction was started by addition of the enzyme and incubated at 25°C for 30 minutes. After incubation, the reaction was stopped by addition of soybean trypsin inhibitor (Sigma T9003) at a final concentration of 50 μg/well. Fluorescence was measured using a Molecular Devices fluorescence plate reader using 380 nm excitation and 460 nm emission wavelengths.

[0199] A concentration response to each compound was performed and the effect of compound in each experiment was expressed as a percentage inhibition of the control enzyme fluorescence. Dose response curves were plotted and compound potency (IC₅₀) was determined. Compounds were tested in at least two separate experiments. IC₅₀ values for tested Examples, representative of the invention, are shown in Table:

Table

Example	HNE inhibition
1, 3, 4, 5, 6, 7, 8, 9, 10, 11, 12, 13, 14, 15, 16, 17, 18, 19, 20, 21, 22, 23, 24, 25, 26, 27, 28, 29, 30, 31, 32, 34, 35, 36, 37, 38, 39, 40, 41, 42, 43, 44, 47, 49, 50, 51, 56, 57, 58, 59, 60, 61, 62, 63, 64, 65, 66, 67, 68, 69, 70, 71, 72, 73, 74, 75, 76, 77, 78, 79, 82, 83, 84, 85, 86, 87, 88, 89, 90, 91, 92, 93, 94	++++
2, 33, 45, 46, 48, 52, 53, 54, 55, 59, 80	+++

[0200] In the table above, HNE enzyme inhibition (IC₅₀ values) are indicated as follows: 1-10 nM '++++'; <1 nM '++++'.

LPS/fMLP model

[0201] Male Sprague-Dawley rats were lightly anaesthetised and given vehicle (for example 0.2% Tween 80 in saline for wet formulation studies or lactose for dry powder studies) or compound, i.t., at the desired pre-dose time (prior to fMLP administration e.g. 1h, 12h or 24h)

Four hours prior to fMLP administration, animals were lightly anaesthetised and given LPS (for example 0.5ml/kg of 20µg/ml PBS solution) by the i.t. route.

[0202] Thirty to forty minutes prior to fMLP-administration, animals were terminally anaesthetised with urethane. Animals were placed on a heat mat and anaesthesia was maintained until animals were killed and subjected to BAL.

[0203] Four hours after LPS-challenge, rats were given fMLP (for example 0.5ml/kg of 0.6mg/ml PBS solution) by the i.t. route,.

[0204] Animals were killed one hour after fMLP-administration, the trachea cannulated and BALF collected. An elastase activity assay was performed to determine the level of elastase present in the BALF.

HNE model

[0205] Male Sprague-Dawley rats were lightly anaesthetised and given vehicle (for example 0.2% Tween 80 in saline for wet formulation studies or lactose for dry powder studies) or compound, i.t.

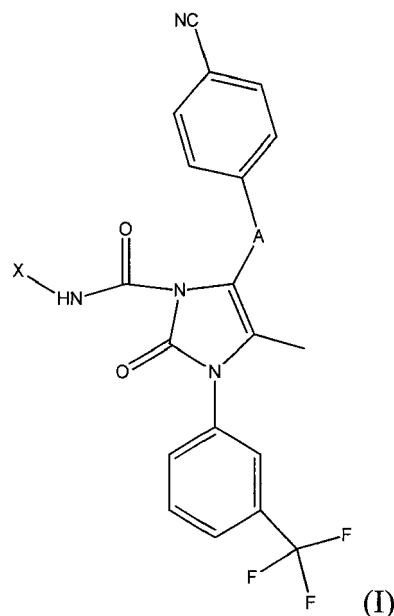
[0206] Thirty to forty minutes prior to HNE-administration, animals were terminally anaesthetised with urethane. Animals were placed on a heat mat and anaesthesia was maintained until animals were killed for BAL.

[0207] Three hours after compound/vehicle administration, animals were given PBS as control or HNE (for example 0.1ml of a 1000U/ml solution in PBS) by the i.t. route.

[0208] Animals were killed one hour after iHNE-administration, the trachea cannulated and BALF collected. Red blood cells accumulation in BALF was assessed spectrophotometrically, as a measure of BALF haemoglobin content.

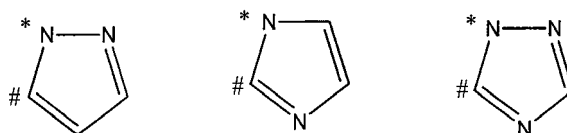
Claims

1. A compound of formula (I), or a pharmaceutically acceptable salt thereof



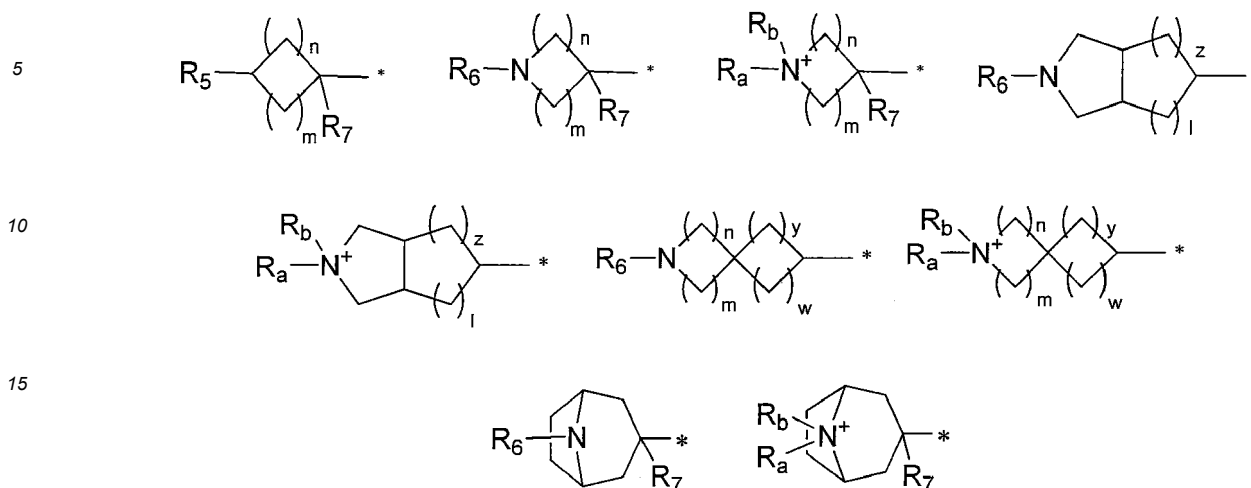
wherein

A is selected from the group consisting of



wherein the nitrogen atom designated with the asterisk * is bound to the 4-cyanophenyl group and the carbon atom designated with # is bound to the carbon atom of the 2-oxo-2,3-dihydroimidazole ring;

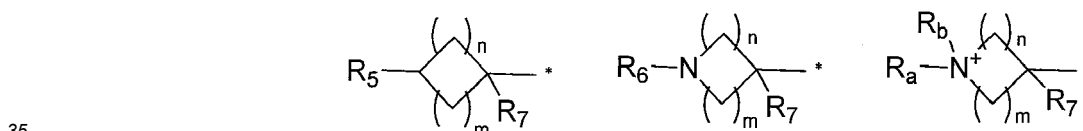
X is selected from the group consisting of



20 or is selected from the group consisting of



30 R_1 is selected from the group consisting of



n is an integer from 1 to 4;

m is 0 or an integer from 1 to 4;

t is 0 or an integer from 1 to 4;

40 y is an integer from 1 to 4;

w is an integer from 1 to 4;

z is 0 or 1;

l is 0 or 1;

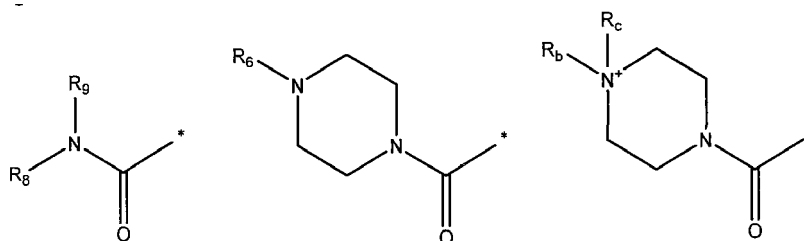
R_2 is -H or linear or branched $-(C_1-C_4)$ alkyl;

45 R_3 is linear or branched $-(C_1-C_4)$ alkyl or R_2 and R_3 may form together a cycloalkyl;

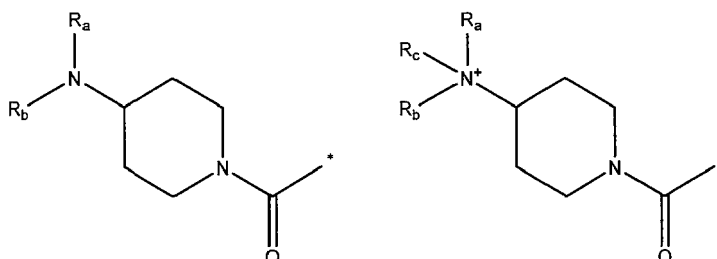
R_4 is selected from the group consisting of -arylene- (C_1-C_4) alkylene- NR_dR_e , -arylene- (C_1-C_4) alkylene- $N^+R_aR_bR_c$, -heteroarylene- (C_1-C_4) alkylene- NR_dR_e , -heteroarylene- (C_1-C_4) alkylene- $N^+R_aR_bR_c$ and heteroaryl, wherein any of such arylene- (C_1-C_4) alkylene- NR_dR_e , -arylene- (C_1-C_4) alkylene- $N^+R_aR_bR_c$, -heteroarylene- (C_1-C_4) alkylene- NR_dR_e , -heteroarylene- (C_1-C_4) alkylene- $N^+R_aR_bR_c$ and heteroaryl may be optionally substituted by one or more $-(C_1-C_4)$ alkyl or R_4 is selected from the group consisting of

55

5



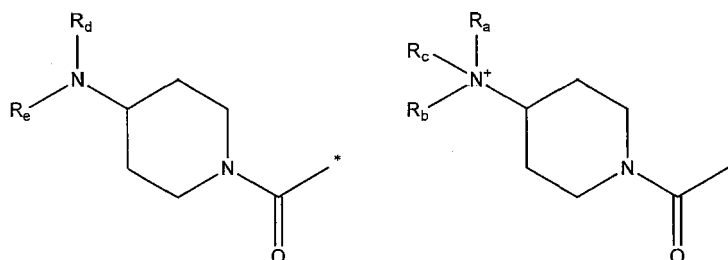
10



15

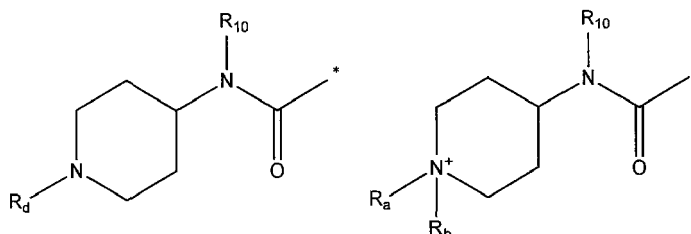
20 **R₅** is selected from the group consisting of aryl-(C₁-C₄)alkylenoxy-, linear or branched (C₁-C₄)alkyl-OC(O)-NH-,
 -(CH₂)_l-N⁺R_aR_bR_c, -C(O)-N(R₁₀)(C₁-C₄)alkylene-NR_dR_e, -C(O)N(R₁₀)(C₁-C₄)alkylene-N⁺R_aR_bR_c,
 -C(O)O(C₁-C₄)alkylene-NR_dR_e, -C(O)O(C₁-C₄)alkylene-N⁺R_aR_bR_c, -(CH₂)_lNHC(O)-(C₁-C₄)alkylene-NR_dR_e,
 -(CH₂)_lNHC(O)-(C₁-C₄)alkylene-N⁺R_aR_bR_c, or is selected from a group consisting of

25



30

35



40

45 **R₆** is selected from the group consisting of aryl-(C₁-C₄)alkylene-OCO-, CF₃C(O)-, aryl-(C₁-C₄)alkylene, linear or
 branched (C₁-C₄)alkyl-OC(O)-, -C(O)-(C₁-C₄)alkylene-NR_dR_e, -C(O)-(C₁-C₄)alkylene-N⁺R_aR_bR_c,
 -C(O)O-(C₁-C₄)alkylene-NR_dR_e, -C(O)O-(C₁-C₄)alkylene-N⁺R_aR_bR_c, -C(O)-N(R₁₀)(C₁-C₄)alkylene-NR_dR_e,
 -C(O)N(R₁₀)(C₁-C₄)alkylene-N⁺R_aR_bR_c;

R_a is -(C₁-C₄)alkyl;

R_b is -(C₁-C₄)alkyl;

50 **R_c** is selected from -(C₁-C₄)alkyl, aryl-(C₁-C₄)alkylene and heteroaryl-(C₁-C₄)alkylene, wherein said heteroar-
 yl-(C₁-C₄)alkylene may be optionally substituted by one or more -(C₁-C₄)alkyl groups;

R_d is -H or -(C₁-C₄)alkyl;

R_e is -H or -(C₁-C₄)alkyl;

R₇ is -H or -(C₁-C₄)alkyl;

55 **R₈** is -H or -(C₁-C₄)alkyl;

R₉ is selected from the group consisting of heterocycloalkyl, heterocycloalkyl-(C₁-C₄)alkylene-, (C₁-C₄)alkylene-
 NR_dR_e and (C₁-C₄)alkylene-N⁺R_aR_bR_c;

R₁₀ is -H or -(C₁-C₄)alkyl;

wherein any of such heterocycloalkyl, aryl, heteroaryl and aryl-(C₁-C₄)alkylene may be optionally substituted by one or more groups independently selected from (C₁-C₄)alkyl and OR₇ and wherein the nitrogen atom in the heterocycloalkyl and heteroaryl groups may be quaternized.

- 5 2. A compound as claimed in claim 1, wherein A is

10



X is

15



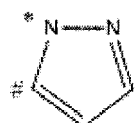
20

n is 2 or 3; m is 0 or 2; R₇ is -H; R₅ is selected from aryl-(C₁-C₄)alkylenoxy-, linear or branched (C₁-C₄)alkyl-OC(O)-NH, C(O)O(C₁-C₄)alkylene-N⁺R_aR_bR_c, -(CH₂)_tNHC(O)-(C₁-C₄)alkylene-NR_dR_e, -(CH₂)_tNHC(O)-(C₁-C₄)alkylene-N⁺R_aR_bR_c and -C(O)N(R₁₀)(C₁-C₄)alkylene-N⁺R_aR_bR_c - wherein t is 0 or 1, R_a and R_b are independently -(C₁-C₄)alkyl, R_c is selected from -(C₁-C₄)alkyl, heteroaryl-(C₁-C₄)alkylene and aryl-(C₁-C₄)alkylene, R_d and R_e are independently -(C₁-C₄)alkyl, R₁₀ is -H or -(C₁-C₄)alkyl.

25

3. A compound as claimed in claim 1, wherein, A is

30



35 X is

40

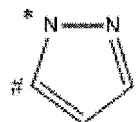


n is 1 or 2; m is 1 or 2; R₇ is -H; R₅ is -(CH₂)_t-N⁺R_aR_bR_c, wherein t is 0 or 1, R_a and R_b are independently -(C₁-C₄)alkyl, R_c is selected from -(C₁-C₄)alkyl, heteroaryl-(C₁-C₄)alkylene and aryl-(C₁-C₄)alkylene.

45

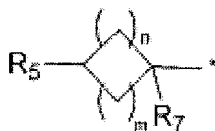
4. A compound as claimed in claim 1, wherein A is

50



X is

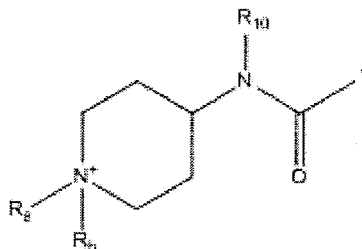
55



5

n is 2; m is 2; R₇ is -H; R₅ is

10



15

R_a is -(C₁-C₄)alkyl; R_b is -(C₁-C₄)alkyl; R₁₀ is -H or -(C₁-C₄)alkyl.

20

5. A compound as claimed in claim 1, wherein A is

25



X is

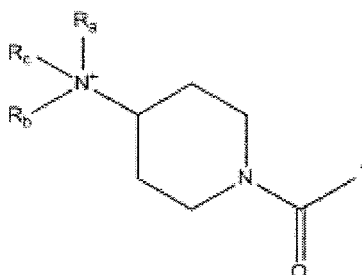
30



35

n is 2; m is 2; R₇ is -H; R₅ is

40



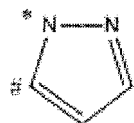
45

R_a is -(C₁-C₄)alkyl; R_b is -(C₁-C₄)alkyl; R_c is selected from -(C₁-C₄)alkyl.

50

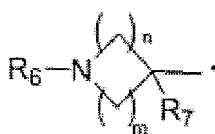
6. A compound as claimed in claim 1, wherein A is

55



X is

5



10

n is 2; m is 2; R_7 is -H or -(C₁-C₄)alkyl; R_6 is selected from aryl-(C₁-C₄)alkylenoxy-, aryl-(C₁-C₄)alkylene-OCO-, CF₃C(O)-, -C(O)-(C₁-C₄)alkylene-NR_dR_e, -C(O)O-(C₁-C₄)alkylene-N⁺R_aR_bR_c, -C(O)N(R₁₀)(C₁-C₄)alkylene-N⁺R_aR_bR_c, and -C(O)-(C₁-C₄)alkylene-N⁺R_aR_bR_c wherein R_d is -H or -(C₁-C₄)alkyl; R_e is -H or -(C₁-C₄)alkyl; R_a is -(C₁-C₄)alkyl; R_b is -(C₁-C₄)alkyl; R_c is selected from -(C₁-C₄)alkyl; R_{10} is -H or -(C₁-C₄)alkyl.

15

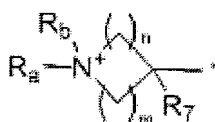
7. A compound as claimed in claim 1, wherein A is

20



X is

25



30

n is 1 or 2; m is 2; R_7 is -H or -(C₁-C₄)alkyl; R_a and R_b are independently -(C₁-C₄)alkyl.

8. A compound as claimed in claim 1, wherein a compound of the invention is selected in the group consisting of

35

5-[2-(4-Cyano-phenyl)-2H-pyrazol-3-yl]-4-methyl-2-oxo-3-(3-trifluoromethyl-phenyl)-2,3-dihydro-imidazole-1-carboxylic acid trans-(4-dimethylaminomethyl-cyclohexyl)-amide;

40

5-[2-(4-Cyano-phenyl)-2H-pyrazol-3-yl]-4-methyl-2-oxo-3-(3-trifluoromethyl-phenyl)-2,3-dihydro-imidazole-1-carboxylic acid ((1S,2S)-2-benzyloxy-cyclopentyl)-amide;

45

4-[[5-[2-(4-Cyano-phenyl)-2H-pyrazol-3-yl]-4-methyl-2-oxo-3-(3-trifluoromethyl-phenyl)-2,3-dihydro-imidazole-1-carbonyl]-amino]-piperidine-1-carboxylic acid benzyl ester;

5-[2-(4-Cyano-phenyl)-2H-pyrazol-3-yl]-4-methyl-2-oxo-3-(3-trifluoromethyl-phenyl)-2,3-dihydro-imidazole-1-carboxylic acid [1-(2,2,2-trifluoro-acetyl)-piperidin-4-yl]-amide;

5-[2-(4-Cyano-phenyl)-2H-pyrazol-3-yl]-4-methyl-2-oxo-3-(3-trifluoromethyl-phenyl)-2,3-dihydro-imidazole-1-carboxylic acid ((S)-1-pyridin-4-yl-ethyl)-amide;

5-[2-(4-Cyano-phenyl)-2H-pyrazol-3-yl]-4-methyl-2-oxo-3-(3-trifluoromethyl-phenyl)-2,3-dihydro-imidazole-1-carboxylic acid ((R)-1-pyridin-4-yl-ethyl)-amide;

5-[2-(4-Cyano-phenyl)-2H-pyrazol-3-yl]-4-methyl-2-oxo-3-(3-trifluoromethyl-phenyl)-2,3-dihydro-imidazole-1-carboxylic acid [3-(4-methoxy-benzyl)-3-aza-bicyclo[3.1.0]hex-6-yl]-amide;

50

(Trans-4-[[5-[2-(4-cyano-phenyl)-2H-pyrazol-3-yl]-4-methyl-2-oxo-3-(3-trifluoromethyl-phenyl)-2,3-dihydro-imidazole-1-carbonyl]-amino]-cyclohexyl)-carbamic acid tert-butyl ester;

5-[2-(4-Cyano-phenyl)-2H-pyrazol-3-yl]-4-methyl-2-oxo-3-(3-trifluoromethyl-phenyl)-2,3-dihydro-imidazole-1-carboxylic acid (trans-4-dimethylamino-cyclohexyl)-amide;

(3aS,5R,6aR)-5-[[5-[2-(4-Cyano-phenyl)-2H-pyrazol-3-yl]-4-methyl-2-oxo-3-(3-trifluoromethyl-phenyl)-2,3-dihydro-imidazole-1-carbonyl]-amino]-hexahydro-cyclopenta[c]pyrrole-2-carboxylic acid tert-butyl ester

55

5-[2-(4-Cyano-phenyl)-2H-pyrazol-3-yl]-4-methyl-2-oxo-3-(3-trifluoromethyl-phenyl)-2,3-dihydro-imidazole-1-carboxylic acid [(S)-1-methyl-2-(4-methyl-piperazin-1-yl)-2-oxo-ethyl]-amide;

(3aR,5S,6aS)-5-[[5-[2-(4-Cyano-phenyl)-2H-pyrazol-3-yl]-4-methyl-2-oxo-3-(3-trifluoromethyl-phenyl)-2,3-dihydro-imidazole-carbonyl]-amino]-hexahydro-cyclopenta[c]pyrrole-2-carboxylic acid tert-butyl ester

5-[2-(4-Cyano-phenyl)-2H-pyrazol-3-yl]-4-methyl-2-oxo-3-(3-trifluoromethyl-phenyl)-2,3-dihydro-imidazole-1-

carboxylic acid [(S)-1-(1-methyl-piperidin-4-ylcarbamoyl)-ethyl]-amide;
 5-[2-(4-Cyano-phenyl)-2H-pyrazol-3-yl]-4-methyl-2-oxo-3-(3-trifluoromethyl-phenyl)-2,3-dihydro-imidazole-1-
 carboxylic acid [(S)-1-(4-dimethylaminomethyl-phenyl)-ethyl]-amide;
 5-[2-(4-Cyano-phenyl)-2H-pyrazol-3-yl]-4-methyl-2-oxo-3-(3-trifluoromethyl-phenyl)-2,3-dihydro-imidazole-1-
 5 carboxylic acid [1-(3-dimethylamino-propionyl)-piperidin-4-yl]-amide;
 5-[2-(4-Cyano-phenyl)-2H-pyrazol-3-yl]-4-methyl-2-oxo-3-(3-trifluoromethyl-phenyl)-2,3-dihydro-imidazole-1-
 carboxylic acid [(S)-1-(5-dimethylaminomethyl-oxazol-2-yl)-ethyl]-amide;
 5-[2-(4-Cyano-phenyl)-2H-pyrazol-3-yl]-4-methyl-2-oxo-3-(3-trifluoromethyl-phenyl)-2,3-dihydro-imidazole-1-
 10 carboxylic acid [1-(2-dimethylamino-acetyl)-piperidin-4-yl]-amide;
 5-[2-(4-Cyano-phenyl)-2H-pyrazol-3-yl]-4-methyl-2-oxo-3-(3-trifluoromethyl-phenyl)-2,3-dihydro-imidazole-1-
 carboxylic acid [(S)-1-[methyl-(1-methyl-piperidin-4-ylmethyl)-carbamoyl]-ethyl]-amide;
 5-[2-(4-Cyano-phenyl)-2H-pyrazol-3-yl]-4-methyl-2-oxo-3-(3-trifluoromethyl-phenyl)-2,3-dihydro-imidazole-1-
 carboxylic acid [(S)-2-(4-dimethylamino-piperidin-1-yl)-1-methyl-2-oxo-ethyl]-amide;
 5-[2-(4-Cyano-phenyl)-2H-pyrazol-3-yl]-4-methyl-2-oxo-3-(3-trifluoromethyl-phenyl)-2,3-dihydro-imidazole-1-
 15 carboxylic acid [(S)-1-[(2-dimethylamino-ethyl)-methyl-carbamoyl]-ethyl]-amide;
 5-[2-(4-Cyano-phenyl)-2H-pyrazol-3-yl]-4-methyl-2-oxo-3-(3-trifluoromethyl-phenyl)-2,3-dihydro-imidazole-1-
 carboxylic acid [(S)-1-(5-dimethylaminomethyl-oxazol-2-yl)-2-methyl-propyl]-amide;
 5-[2-(4-Cyano-phenyl)-2H-pyrazol-3-yl]-4-methyl-2-oxo-3-(3-trifluoromethyl-phenyl)-2,3-dihydro-imidazole-1-
 20 carboxylic acid [(S)-1-(5-dimethylaminomethyl-oxazol-2-yl)-propyl]-amide;
 5-[2-(4-Cyano-phenyl)-2H-pyrazol-3-yl]-4-methyl-2-oxo-3-(3-trifluoromethyl-phenyl)-2,3-dihydro-imidazole-1-
 carboxylic acid [1-(5-dimethylaminomethyl-oxazol-2-yl)-cyclopropyl]-amide;
 5-[2-(4-Cyano-phenyl)-2H-pyrazol-3-yl]-4-methyl-2-oxo-3-(3-trifluoromethyl-phenyl)-2,3-dihydro-imidazole-1-
 carboxylic acid [1-(5-dimethylaminomethyl-oxazol-2-yl)-1-methyl-ethyl]-amide;
 5-[2-(4-Cyano-phenyl)-2H-pyrazol-3-yl]-4-methyl-2-oxo-3-(3-trifluoromethyl-phenyl)-2,3-dihydro-imidazole-1-
 25 -carboxylic acid [1-(2-dimethylamino-acetyl)-4-methyl-piperidin-4-yl]-amide;
 5-[2-(4-Cyano-phenyl)-2H-pyrazol-3-yl]-4-methyl-2-oxo-3-(3-trifluoromethyl-phenyl)-2,3-dihydro-imidazole-1-
 carboxylic acid [trans-4-(2-dimethylamino-acetylamino)-cyclohexyl]-amide;
 5-[2-(4-Cyano-phenyl)-2H-pyrazol-3-yl]-4-methyl-2-oxo-3-(3-trifluoromethyl-phenyl)-2,3-dihydro-imidazole-1-
 carboxylic acid {trans-4-[(2-dimethylamino-acetylamino)-methyl]-cyclohexyl}-amide;
 5-[2-(4-Cyano-phenyl)-2H-pyrazol-3-yl]-4-methyl-2-oxo-3-(3-trifluoromethyl-phenyl)-2,3-dihydro-imidazole-1-
 30 carboxylic acid [(S)-1-[methyl-(1-methyl-piperidin-4-yl)-carbamoyl]-ethyl]-amide;
 (Trans-4-[[5-[2-(4-cyano-phenyl)-2H-pyrazol-3-yl]-4-methyl-2-oxo-3-(3-trifluoromethylphenyl)-2,3-dihydro-imi-
 dazole-1-carbonyl]-amino]-cyclohexylmethyl)-trimethyl-ammonium benzene sulfonate;
 Benzyl-(trans-4-[[5-[2-(4-cyano-phenyl)-2H-pyrazol-3-yl]-4-methyl-2-oxo-3-(3-trifluoromethyl-phenyl)-2,3-dihy-
 35 dro-imidazole-1-carbonyl]-amino]-cyclohexylmethyl)-dimethyl-ammonium bromide;
 (Trans-4-[[5-[2-(4-cyano-phenyl)-2H-pyrazol-3-yl]-4-methyl-2-oxo-3-(3-trifluoromethylphenyl)-2,3-dihydro-imi-
 dazole-1-carbonyl]-amino]-cyclohexylmethyl)-ethyl-dimethyl-ammonium benzene sulfonate;
 4-[[5-[2-(4-Cyano-phenyl)-2H-pyrazol-3-yl]-4-methyl-2-oxo-3-(3-trifluoromethylphenyl)-2,3-dihydro-imidazole-
 1-carbonyl]-amino]-1,1-dimethyl-piperidinium benzenesulfonate;
 40 (R)-3-[[5-[2-(4-Cyano-phenyl)-2H-pyrazol-3-yl]-4-methyl-2-oxo-3-(3-trifluoromethyl-phenyl)-2,3-dihydro-imida-
 zole-1-carbonyl]-amino]-1,1-dimethyl-pyrrolidinium benzenesulfonate;
 (S)-3-[[5-[2-(4-Cyano-phenyl)-2H-pyrazol-3-yl]-4-methyl-2-oxo-3-(3-trifluoromethylphenyl)-2,3-dihydro-imida-
 zole-1-carbonyl]-amino]-1,1-dimethyl-pyrrolidinium benzenesulfonate;
 4-(1-[[5-[2-(4-Cyano-phenyl)-2H-pyrazol-3-yl]-4-methyl-2-oxo-3-(3-trifluoromethylphenyl)-2,3-dihydro-imida-
 45 zole-1-carbonyl]-amino]-ethyl)-1,1-dimethyl-piperidinium benzene sulfonate;
 (1S,3R,5R)-3-[[5-[2-(4-Cyano-phenyl)-2H-pyrazol-3-yl]-4-methyl-2-oxo-3-(3-trifluoromethyl-phenyl)-2,3-dihy-
 dro-imidazole-1-carbonyl]-amino]-8,8-dimethyl-8-azonia-bicyclo[3.2.1]octane benzene sulfonate;
 (3aS,5R,6aR)-5-[[5-[2-(4-Cyano-phenyl)-2H-pyrazol-3-yl]-4-methyl-2-oxo-3-(3-trifluoromethyl-phenyl)-2,3-di-
 hydro-imidazole-1-carbonyl]-amino]-2,2-dimethyl-octahydro-cyclopenta[c]pyrrolium benzene sulfonate;
 50 4-((S)-1-[[5-[2-(4-Cyano-phenyl)-2H-pyrazol-3-yl]-4-methyl-2-oxo-3-(3-trifluoromethylphenyl)-2,3-dihydro-imi-
 dazole-1-carbonyl]-amino]-ethyl)-1-methyl-pyridinium benzene sulfonate;
 (1R,3S,5S)-3-[[5-[2-(4-Cyano-phenyl)-2H-pyrazol-3-yl]-4-methyl-2-oxo-3-(3-trifluoromethyl-phenyl)-2,3-dihy-
 dro-imidazole-1-carbonyl]-amino]-8,8-dimethyl-8-azonia-bicyclo[3.2.1]octane benzene sulfonate;
 4-[[5-[2-(4-Cyano-phenyl)-2H-pyrazol-3-yl]-4-methyl-2-oxo-3-(3-trifluoromethylphenyl)-2,3-dihydro-imidazole-
 1-carbonyl]-amino]-1,1-diethyl-piperidinium benzene sulfonate;
 55 (Trans-4-[[5-[2-(4-cyano-phenyl)-2H-pyrazol-3-yl]-4-methyl-2-oxo-3-(3-trifluoromethylphenyl)-2,3-dihydro-imi-
 dazole-1-carbonyl]-amino]-cyclohexyl)-trimethyl-ammonium benzene sulfonate;
 4-((S)-1-[[5-[2-(4-Cyano-phenyl)-2H-pyrazol-3-yl]-4-methyl-2-oxo-3-(3-trifluoromethylphenyl)-2,3-dihydro-imi-

dazole-1-carbonyl]-amino)-ethyl)-1-ethyl-pyridinium benzene sulfonate;
 Benzyl-(trans-4-[[5-[2-(4-cyano-phenyl)-2H-pyrazol-3-yl]-4-methyl-2-oxo-3-(3-trifluoromethyl-phenyl)-2,3-dihydro-imidazole-1-carbonyl]-amino]-cyclohexyl)-dimethyl-ammonium bromide;
 (Trans-4-[[5-[2-(4-cyano-phenyl)-2H-pyrazol-3-yl]-4-methyl-2-oxo-3-(3-trifluoromethylphenyl)-2,3-dihydro-imidazole-1-carbonyl]-amino]-cyclohexyl)-ethyl-dimethyl-ammonium benzene sulfonate;
 (Cis-4-[[5-[2-(4-cyano-phenyl)-2H-pyrazol-3-yl]-4-methyl-2-oxo-3-(3-trifluoromethylphenyl)-2,3-dihydro-imidazole-1-carbonyl]-amino]-cyclohexyl)-trimethyl-ammonium benzene sulfonate;
 Benzyl-(cis-4-[[5-[2-(4-cyano-phenyl)-2H-pyrazol-3-yl]-4-methyl-2-oxo-3-(3-trifluoromethyl-phenyl)-2,3-dihydro-imidazole-1-carbonyl]-amino]-cyclohexyl)-dimethyl-ammonium bromide;
 4-(1-[[5-[2-(4-Cyano-phenyl)-2H-pyrazol-3-yl]-4-methyl-2-oxo-3-(3-trifluoromethylphenyl)-2,3-dihydro-imidazole-1-carbonyl]-amino]-1-methyl-ethyl)-1-methyl-pyridinium benzene sulfonate;
 (Cis-4-[[5-[2-(4-cyano-phenyl)-2H-pyrazol-3-yl]-4-methyl-2-oxo-3-(3-trifluoromethylphenyl)-2,3-dihydro-imidazole-1-carbonyl]-amino]-cyclohexyl)-ethyl-dimethyl-ammonium benzene sulfonate;
 1-Benzyl-4-((S)-2-[[5-[2-(4-cyano-phenyl)-2H-pyrazol-3-yl]-4-methyl-2-oxo-3-(3-trifluoromethyl-phenyl)-2,3-dihydro-imidazole-1-carbonyl]-amino]-propionyl)-1-methyl-piperazin-1-ium bromide;
 4-((S)-2-[[5-[2-(4-Cyano-phenyl)-2H-pyrazol-3-yl]-4-methyl-2-oxo-3-(3-trifluoromethylphenyl)-2,3-dihydro-imidazole-1-carbonyl]-amino]-propionyl)-1,1-dimethyl-piperazin-1-ium benzene sulfonate;
 2-[[5-[2-(4-Cyano-phenyl)-2H-pyrazol-3-yl]-4-methyl-2-oxo-3-(3-trifluoromethylphenyl)-2,3-dihydro-imidazole-1-carbonyl]-amino]-7,7-dimethyl-7-azoniaspiro[3.5]nonane benzene sulfonate;
 4-((R)-1-[[5-[2-(4-Cyano-phenyl)-2H-pyrazol-3-yl]-4-methyl-2-oxo-3-(3-trifluoromethyl-phenyl)-2,3-dihydro-imidazole-1-carbonyl]-amino]-ethyl)-1-methyl-pyridinium benzene sulfonate;
 (Cis-4-[[5-[2-(4-cyano-phenyl)-2H-pyrazol-3-yl]-4-methyl-2-oxo-3-(3-trifluoromethylphenyl)-2,3-dihydro-imidazole-1-carbonyl]-amino]-cyclohexylmethyl)-trimethyl-ammonium benzene sulfonate;
 Benzyl-(cis-4-[[5-[2-(4-cyano-phenyl)-2H-pyrazol-3-yl]-4-methyl-2-oxo-3-(3-trifluoromethyl-phenyl)-2,3-dihydro-imidazole-1-carbonyl]-amino]-cyclohexylmethyl)-dimethyl-ammonium bromide;
 (Cis-4-[[5-[2-(4-cyano-phenyl)-2H-pyrazol-3-yl]-4-methyl-2-oxo-3-(3-trifluoromethylphenyl)-2,3-dihydro-imidazole-1-carbonyl]-amino]-cyclohexylmethyl)-ethyl-dimethyl-ammonium benzene sulfonate;
 (3aR,5S,6aS)-5-[[5-[2-(4-Cyano-phenyl)-2H-pyrazol-3-yl]-4-methyl-2-oxo-3-(3-trifluoromethyl-phenyl)-2,3-dihydro-imidazole-1-carbonyl]-amino]-2,2-dimethyl-octahydro-cyclopenta[c]pyrrolium benzene sulfonate;
 4-((S)-2-[[5-[2-(4-Cyano-phenyl)-2H-pyrazol-3-yl]-4-methyl-2-oxo-3-(3-trifluoromethylphenyl)-2,3-dihydro-imidazole-1-carbonyl]-amino]-propionylamino)-1,1-dimethyl-piperidinium benzene sulfonate;
 [4-((S)-1-[[5-[2-(4-Cyano-phenyl)-2H-pyrazol-3-yl]-4-methyl-2-oxo-3-(3-trifluoromethyl-phenyl)-2,3-dihydro-imidazole-1-carbonyl]-amino]-ethyl)-benzyl]-trimethyl-ammonium benzene sulfonate;
 [4-((S)-1-[[5-[2-(4-Cyano-phenyl)-2H-pyrazol-3-yl]-4-methyl-2-oxo-3-(3-trifluoromethyl-phenyl)-2,3-dihydro-imidazole-1-carbonyl]-amino]-ethyl)-benzyl]-trimethyl-ammonium benzene sulfonate;
 [5-((S)-1-[[5-[2-(4-Cyano-phenyl)-2H-pyrazol-3-yl]-4-methyl-2-oxo-3-(3-trifluoromethyl-phenyl)-2,3-dihydro-imidazole-1-carbonyl]-amino]-ethyl)-[1,2,4]oxadiazol-3-ylmethyl]-trimethyl-ammonium benzene sulfonate;
 [2-(4-[[5-[2-(4-Cyano-phenyl)-2H-pyrazol-3-yl]-4-methyl-2-oxo-3-(3-trifluoromethylphenyl)-2,3-dihydro-imidazole-1-carbonyl]-amino]-piperidin-1-yl)-2-oxo-ethyl]-trimethyl-ammonium benzene sulfonate;
 4-(((S)-2-[[5-[2-(4-Cyano-phenyl)-2H-pyrazol-3-yl]-4-methyl-2-oxo-3-(3-trifluoromethyl-phenyl)-2,3-dihydro-imidazole-1-carbonyl]-amino]-propionyl)-methyl-amino)-methyl]-1,1-dimethyl-piperidinium benzene sulfonate;
 [5-((S)-1-[[5-[2-(4-Cyano-phenyl)-2H-pyrazol-3-yl]-4-methyl-2-oxo-3-(3-trifluoromethyl-phenyl)-2,3-dihydro-imidazole-1-carbonyl]-amino]-ethyl)-[1,3,4]oxadiazol-2-ylmethyl]-trimethyl-ammonium benzene sulfonate;
 [2-((S)-1-[[5-[2-(4-Cyano-phenyl)-2H-pyrazol-3-yl]-4-methyl-2-oxo-3-(3-trifluoromethyl-phenyl)-2,3-dihydro-imidazole-1-carbonyl]-amino]-ethyl)-oxazol-5-ylmethyl]-trimethyl-ammonium benzene sulfonate;
 [3-(4-[[5-[2-(4-Cyano-phenyl)-2H-pyrazol-3-yl]-4-methyl-2-oxo-3-(3-trifluoromethylphenyl)-2,3-dihydro-imidazole-1-carbonyl]-amino]-piperidin-1-yl)-3-oxo-propyl]-trimethyl-ammonium benzene sulfonate;
 9-[[5-[2-(4-Cyano-phenyl)-2H-pyrazol-3-yl]-4-methyl-2-oxo-3-(3-trifluoromethylphenyl)-2,3-dihydro-imidazole-1-carbonyl]-amino]-3,3-dimethyl-3-azoniaspiro[5.5]undecane benzene sulfonate;
 (Cis-3-[[5-[2-(4-cyano-phenyl)-2H-pyrazol-3-yl]-4-methyl-2-oxo-3-(3-trifluoromethylphenyl)-2,3-dihydro-imidazole-1-carbonyl]-amino]-cyclobutylmethyl)-trimethyl-ammonium benzene sulfonate;
 (Trans-3-[[5-[2-(4-cyano-phenyl)-2H-pyrazol-3-yl]-4-methyl-2-oxo-3-(3-trifluoromethylphenyl)-2,3-dihydro-imidazole-1-carbonyl]-amino]-cyclobutylmethyl)-trimethyl-ammonium benzene sulfonate;
 [1-((S)-2-[[5-[2-(4-Cyano-phenyl)-2H-pyrazol-3-yl]-4-methyl-2-oxo-3-(3-trifluoromethyl-phenyl)-2,3-dihydro-imidazole-1-carbonyl]-amino]-propionyl)-piperidin-4-yl]-trimethyl-ammonium benzene sulfonate;
 Benzyl-[1-((S)-2-[[5-[2-(4-cyano-phenyl)-2H-pyrazol-3-yl]-4-methyl-2-oxo-3-(3-trifluoromethyl-phenyl)-2,3-dihydro-imidazole-1-carbonyl]-amino]-propionyl)-piperidin-4-yl]-dimethyl-ammonium bromide;
 {2-[[((S)-2-[[5-[2-(4-Cyano-phenyl)-2H-pyrazol-3-yl]-4-methyl-2-oxo-3-(3-trifluoromethyl-phenyl)-2,3-dihydro-

imidazole-1-carbonyl]-amino)-propionyl)-methyl-amino]-ethyl)-trimethyl-ammonium benzene sulfonate;
 (Trans-4-[[5-[2-(4-cyano-phenyl)-2H-pyrazol-3-yl]-4-methyl-2-oxo-3-(3-trifluoromethylphenyl)-2,3-dihydro-imidazole-1-carbonyl]-amino]-cyclohexyl)-dimethyl-[1,2,4]oxadiazol-3-ylmethyl-ammonium chloride;
 [2-((S)-1-[[5-[2-(4-Cyano-phenyl)-2H-pyrazol-3-yl]-4-methyl-2-oxo-3-(3-trifluoromethyl-phenyl)-2,3-dihydro-imidazole-1-carbonyl]-amino]-2-methyl-propyl)-oxazol-5-ylmethyl]-trimethyl-ammonium benzene sulfonate;
 [2-((S)-1-[[5-[2-(4-Cyano-phenyl)-2H-pyrazol-3-yl]-4-methyl-2-oxo-3-(3-trifluoromethyl-phenyl)-2,3-dihydro-imidazole-1-carbonyl]-amino]-propyl)-oxazol-5-ylmethyl]-trimethyl-ammonium benzene sulfonate;
 (4-[[5-[2-(4-Cyano-phenyl)-2H-pyrazol-3-yl]-4-methyl-2-oxo-3-(3-trifluoromethylphenyl)-2,3-dihydro-imidazole-1-carbonyl]-amino]-cyclohexyl)-dimethyl-(5-methyl-isoxazol-3-ylmethyl)-ammonium chloride;
 (4-[[5-[2-(4-Cyano-phenyl)-2H-pyrazol-3-yl]-4-methyl-2-oxo-3-(3-trifluoromethylphenyl)-2,3-dihydro-imidazole-1-carbonyl]-amino]-cyclohexyl)-(2,5-dimethyl-2H-pyrazol-3-ylmethyl)-dimethyl-ammonium chloride;
 {2-[(Trans-4-[[5-[2-(4-cyano-phenyl)-2H-pyrazol-3-yl]-4-methyl-2-oxo-3-(3-trifluoromethyl-phenyl)-2,3-dihydro-imidazole-1-carbonyl]-amino]-cyclohexanecarbonyl)-amino]-ethyl}-trimethyl-ammonium benzene sulfonate
 [2-(1-[[5-[2-(4-Cyano-phenyl)-2H-pyrazol-3-yl]-4-methyl-2-oxo-3-(3-trifluoromethylphenyl)-2,3-dihydro-imidazole-1-carbonyl]-amino]-1-methyl-ethyl)-oxazol-5-ylmethyl]-trimethyl-ammonium benzene sulfonate;
 [2-(1-[[5-[2-(4-Cyano-phenyl)-2H-pyrazol-3-yl]-4-methyl-2-oxo-3-(3-trifluoromethyl-phenyl)-2,3-dihydro-imidazole-1-carbonyl]-amino]-cyclopropyl)-oxazol-5-ylmethyl]-trimethyl-ammonium benzene sulfonate;
 {2-[(Cis-4-[[5-[2-(4-cyano-phenyl)-2H-pyrazol-3-yl]-4-methyl-2-oxo-3-(3-trifluoromethyl-phenyl)-2,3-dihydro-imidazole-1-carbonyl]-amino]-cyclohexanecarbonyl)-amino]-ethyl}-trimethyl-ammonium benzene sulfonate;
 {2-[(Cis-3-[[5-[2-(4-cyano-phenyl)-2H-pyrazol-3-yl]-4-methyl-2-oxo-3-(3-trifluoromethyl-phenyl)-2,3-dihydro-imidazole-1-carbonyl]-amino]-cyclobutanecarbonyl)-amino]-ethyl}-trimethyl-ammonium benzene sulfonate;
 [2-(Trans-4-[[5-[2-(4-cyano-phenyl)-2H-pyrazol-3-yl]-4-methyl-2-oxo-3-(3-trifluoromethyl-phenyl)-2,3-dihydro-imidazole-1-carbonyl]-amino]-cyclohexanecarbonyloxy)-ethyl]-trimethyl-ammonium benzene sulfonate;
 {2-[(Trans-3-[[5-[2-(4-cyano-phenyl)-2H-pyrazol-3-yl]-4-methyl-2-oxo-3-(3-trifluoromethyl-phenyl)-2,3-dihydro-imidazole-1-carbonyl]-amino]-cyclobutanecarbonyl)-amino]-ethyl}-trimethyl-ammonium benzene sulfonate;
 [2-(4-[[5-[2-(4-Cyano-phenyl)-2H-pyrazol-3-yl]-4-methyl-2-oxo-3-(3-trifluoromethylphenyl)-2,3-dihydro-imidazole-1-carbonyl]-amino]-4-methyl-piperidin-1-yl)-2-oxoethyl]-trimethyl-ammonium benzene sulfonate;
 ±[2-(1-[[5-[2-(4-Cyano-phenyl)-2H-pyrazol-3-yl]-4-methyl-2-oxo-3-(3-trifluoromethyl-phenyl)-2,3-dihydro-imidazole-1-carbonyl]-amino]-ethyl)-thiazol-4-ylmethyl]-trimethyl-ammonium benzene sulfonate;
 {[(Trans-4-[[5-[2-(4-cyano-phenyl)-2H-pyrazol-3-yl]-4-methyl-2-oxo-3-(3-trifluoromethyl-phenyl)-2,3-dihydro-imidazole-1-carbonyl]-amino]-cyclohexylmethyl)-carbamoyl]-methyl}-trimethyl-ammonium benzene sulfonate;
 [(Trans-4-[[5-[2-(4-cyano-phenyl)-2H-pyrazol-3-yl]-4-methyl-2-oxo-3-(3-trifluoromethyl-phenyl)-2,3-dihydro-imidazole-1-carbonyl]-amino]-cyclohexylcarbonyl)-methyl]-trimethyl-ammonium benzene sulfonate;
 [1-(Trans-4-[[5-[2-(4-cyano-phenyl)-2H-pyrazol-3-yl]-4-methyl-2-oxo-3-(3-trifluoromethyl-phenyl)-2,3-dihydro-imidazole-1-carbonyl]-amino]-cyclohexanecarbonyl)-piperidin-4-yl]-trimethyl-ammonium benzene sulfonate;
 {2-[(Trans-4-[[5-[2-(4-cyano-phenyl)-2H-pyrazol-3-yl]-4-methyl-2-oxo-3-(3-trifluoromethyl-phenyl)-2,3-dihydro-imidazole-1-carbonyl]-amino]-cyclohexanecarbonyl)-methyl-amino]-ethyl}-trimethyl-ammonium benzene sulfonate;
 4-[(Trans-4-[[5-[2-(4-cyano-phenyl)-2H-pyrazol-3-yl]-4-methyl-2-oxo-3-(3-trifluoromethyl-phenyl)-2,3-dihydro-imidazole-1-carbonyl]-amino]-cyclohexanecarbonyl)-amino]-1,1-dimethyl-piperidinium benzene sulfonate;
 4-[(S)-2-[[5-[2-(4-Cyano-phenyl)-2H-pyrazol-3-yl]-4-methyl-2-oxo-3-(3-trifluoromethyl-phenyl)-2,3-dihydro-imidazole-1-carbonyl]-amino]-propionyl)-methyl-amino]-1,1-dimethyl-piperidinium benzene sulfonate;
 {2-[(4-[[5-[2-(4-Cyano-phenyl)-2H-pyrazol-3-yl]-4-methyl-2-oxo-3-(3-trifluoromethylphenyl)-2,3-dihydro-imidazole-1-carbonyl]-amino]-piperidine-1-carbonyl)-amino]-ethyl}-trimethyl-ammonium benzene sulfonate;
 [2-(4-[[5-[2-(4-Cyano-phenyl)-2H-pyrazol-3-yl]-4-methyl-2-oxo-3-(3-trifluoromethylphenyl)-2,3-dihydro-imidazole-1-carbonyl]-amino]-piperidine-1-carbonyloxy)-ethyl]-trimethyl-ammonium benzene sulfonate;
 [2-(4-[[1-(4-Cyano-phenyl)-5'-methyl-2'-oxo-1'-(3-trifluoromethyl-phenyl)-1',2'-dihydro-1H-[2,4']biiimidazolyl-3'-carbonyl]-amino]-piperidin-1-yl)-2-oxo-ethyl]-trimethyl-ammonium benzene sulfonate.

9. A pharmaceutical composition comprising a compound as claimed in any of claims 1 to 8 and a pharmaceutically acceptable carrier or excipient.

10. A pharmaceutical composition as claimed in claim 9 which is adapted for oral administration or administration by the pulmonary route.

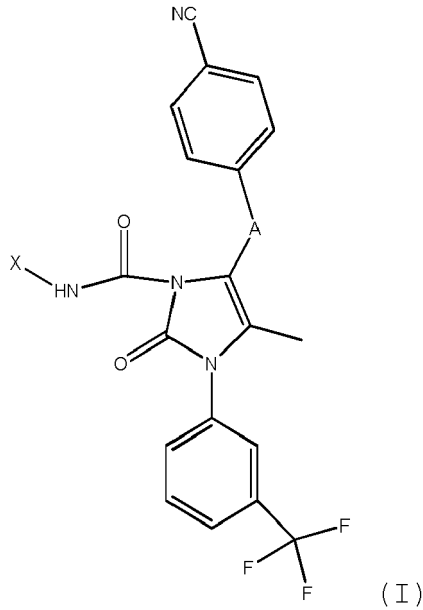
11. A compound as claimed in any one of claims 1 to 8 for use in the treatment of a disease or condition in which HNE is implicated.

12. A compound for use according to claim 11, wherein the disease or condition is chronic obstructive pulmonary disease (COPD), bronchiectasis, chronic bronchitis, lung fibrosis, pneumonia, acute respiratory distress syndrome (ARDS), pulmonary emphysema, smoking-induced emphysema or cystic fibrosis.

13. A compound for use according to claim 11, wherein the disease or condition is asthma, rhinitis, psoriasis, atopic dermatitis, non-atopic dermatitis, Crohn's disease, ulcerative colitis, or irritable bowel disease.

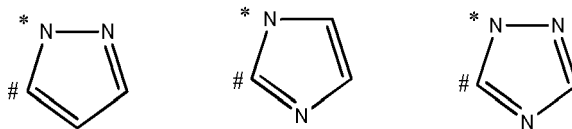
Patentansprüche

1. Verbindung der Formel (I) oder pharmazeutisch verträgliches Salz davon



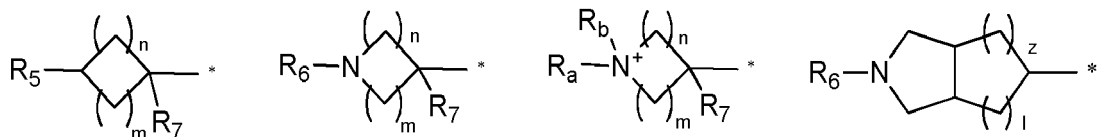
wobei

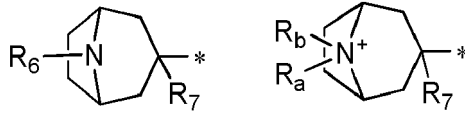
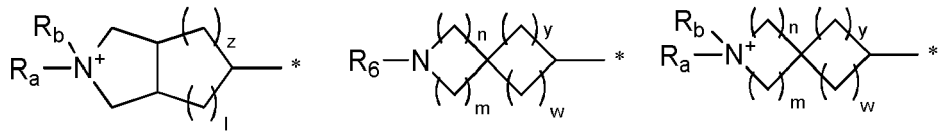
A ausgewählt ist aus der Gruppe, bestehend aus



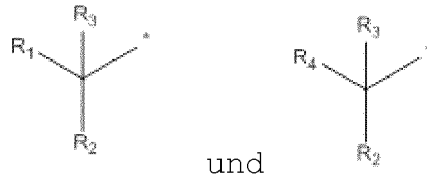
worin das Stickstoffatom, das mit dem Sternchen * gekennzeichnet ist, an die 4-Cyanophenylgruppe gebunden ist, und das Kohlenstoffatom, das mit # gekennzeichnet ist, an das Kohlenstoffatom des 2-Oxo-2,3-dihydroimidazolrings gebunden ist;

X ausgewählt ist aus der Gruppe, bestehend aus

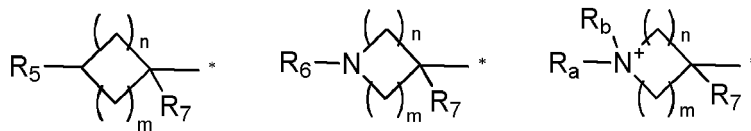




oder ausgewählt ist aus der Gruppe, bestehend aus



20 **R₁** ausgewählt ist aus der Gruppe, bestehend aus



30 **n** eine ganze Zahl von 1 bis 4 ist;

m 0 oder eine ganze Zahl von 1 bis 4 ist;

t 0 oder eine ganze Zahl von 1 bis 4 ist;

y eine ganze Zahl von 1 bis 4 ist;

w eine ganze Zahl von 1 bis 4 ist;

z 0 oder 1 ist;

l 0 oder 1 ist;

R₂ -H oder lineares oder verzweigtes -(C₁-C₄)Alkyl ist;

R₃ lineares oder verzweigtes -(C₁-C₄)Alkyl ist oder **R₂** und **R₃** zusammen ein Cycloalkyl bilden können;

R₄ ausgewählt ist aus der Gruppe, bestehend aus -Arylen-(C₁-C₄)alkylen-NR_dR_e, -Arylen-(C₁-C₄)alkylen-

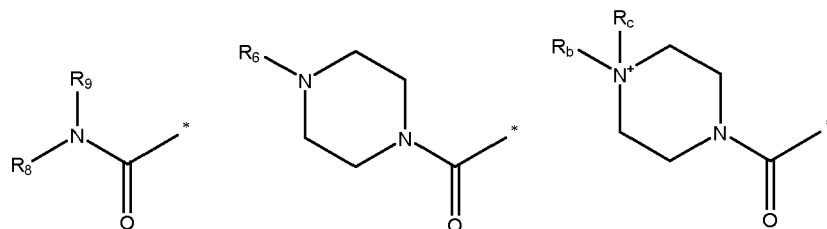
N⁺R_aR_bR_c, -Heteroarylen-(C₁-C₄)alkylen-NR_dR_e, -Heteroarylen-(C₁-C₄)alkylen-N⁺R_aR_bR_c und Heteroaryl,

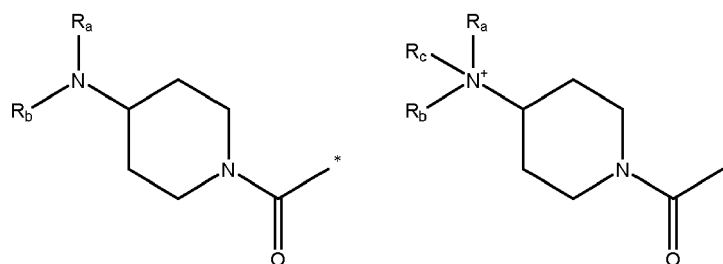
wobei ein beliebiges von solchem Arylen-(C₁-C₄)alkylen-NR_dR_e, -Arylen-(C₁-C₄)alkylen-N⁺R_aR_bR_c, -He-

teroarylen-(C₁-C₄)alkylen-NR_dR_e, -Heteroarylen-(C₁-C₄)alkylen-N⁺R_aR_bR_c und Heteroaryl gegebenenfalls

mit einem oder mehreren -(C₁-C₄)Alkyl substituiert sein kann, oder **R₄** ausgewählt ist aus der Gruppe,

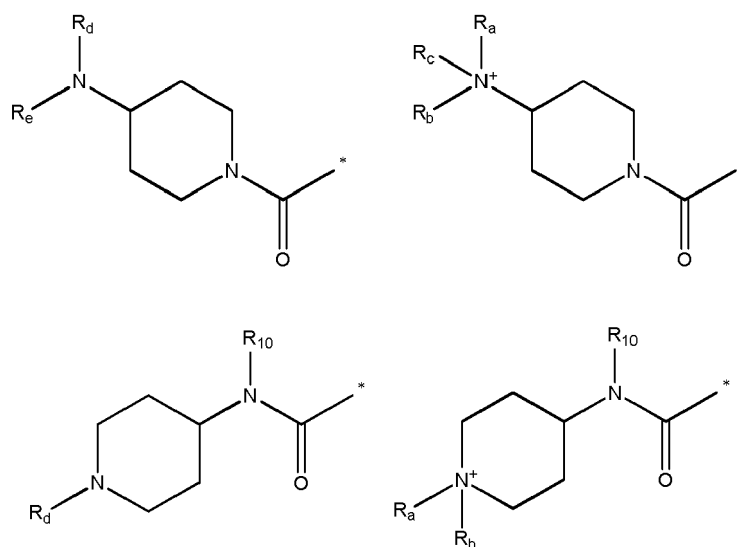
bestehend aus





R₅ ausgewählt ist aus der Gruppe, bestehend aus Aryl-(C₁-C₄)alkylenoxy-, linearem oder verzweigtem (C₁-C₄)Alkyl-OC(O)-NH-, -(CH₂)_t-N⁺R_aR_bR_c-, -C(O)-N(R₁₀)(C₁-C₄)Alkyl-NR_dR_e-, -C(O)N(R₁₀)(C₁-C₄)Alkyl-N⁺R_aR_bR_c-, -C(O)O(C₁-C₄)Alkyl-NR_dR_e-, -C(O)O(C₁-C₄)Alkyl-N⁺R_aR_bR_c-, -(CH₂)_tNHC(O)-(C₁-C₄)Alkyl-NR_dR_e-, -(CH₂)_tNHC(O)-(C₁-C₄)Alkyl-N⁺R_aR_bR_c-, oder ausgewählt ist aus einer Gruppe, bestehend aus

15



R₆ ausgewählt ist aus der Gruppe, bestehend aus Aryl-(C₁-C₄)alkyl-OCO-, CF₃C(O)-, Aryl-(C₁-C₄)alkyl, linearem oder verzweigtem (C₁-C₄)Alkyl-OC(O)-, -C(O)-(C₁-C₄)Alkyl-NR_dR_e-, -C(O)-(C₁-C₄)Alkyl-N⁺R_aR_bR_c-, -C(O)O-(C₁-C₄)Alkyl-NR_dR_e-, -C(O)O-(C₁-C₄)Alkyl-N⁺R_aR_bR_c-, -C(O)-N(R₁₀)(C₁-C₄)Alkyl-NR_dR_e-, -C(O)N(R₁₀)(C₁-C₄)Alkyl-N⁺R_aR_bR_c;

40

R_a -(C₁-C₄)Alkyl ist;

R_b -(C₁-C₄)Alkyl ist;

R_c ausgewählt ist aus -(C₁-C₄)Alkyl, Aryl-(C₁-C₄)alkyl und Heteroaryl-(C₁-C₄)alkyl, wobei das Heteroaryl-(C₁-C₄)alkyl gegebenenfalls mit einer oder mehreren -(C₁-C₄)Alkylgruppe(n) substituiert sein kann;

R_d -H oder -(C₁-C₄)Alkyl ist;

R_e -H oder -(C₁-C₄)Alkyl ist;

R₇ -H oder -(C₁-C₄)Alkyl ist;

R₈ -H oder -(C₁-C₄)Alkyl ist;

R₉ ausgewählt ist aus der Gruppe, bestehend aus Heterocycloalkyl, Heterocycloalkyl-(C₁-C₄)alkyl-, (C₁-C₄) Alkyl-NR_dR_e

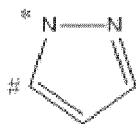
45

R₁₀ -H oder -(C₁-C₄)Alkyl ist;

50

wobei ein beliebiges von solchem Heterocycloalkyl, Aryl, Heteroaryl und Aryl-(C₁-C₄)alkyl gegebenenfalls mit einer oder mehreren Gruppe(n), unabhängig ausgewählt aus (C₁-C₄)Alkyl und OR₇, substituiert sein kann und wobei das Stickstoffatom in den Heterocycloalkyl- und Heteroarylgruppen quaternisiert sein kann.

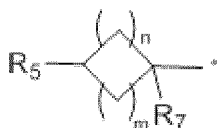
55 **2.** Verbindung, wie sie in Anspruch 1 beansprucht ist, wobei **A** ist:



5

X ist:

10



15

n 2 oder 3 ist; m 0 oder 2 ist; R₇ -H ist; R₅ ausgewählt ist aus Aryl-(C₁-C₄)alkylenoxy-, linearem oder verzweigtem (C₁-C₄)Alkyl-OC(O)-NH, C(O)O(C₁-C₄)Alkylen-N⁺R_aR_bR_c, -(CH₂)_tNHC(O)-(C₁-C₄)Alkylen-NR_dR_e, -(CH₂)_tNHC(O)-(C₁-C₄)Alkylen-N⁺R_aR_bR_c und -C(O)N(R₁₀)(C₁-C₄)Alkylen-N⁺R_aR_bR_c - worin t 0 oder 1 ist, R_a und R_b unabhängig - (C₁-C₄)Alkyl sind, R_c ausgewählt ist aus -(C₁-C₄)Alkyl, Heteroaryl-(C₁-C₄)alkylen und Aryl-(C₁-C₄)alkylen, R_d und R_e unabhängig -(C₁-C₄)Alkyl sind, R₁₀ -H oder -(C₁-C₄)Alkyl ist.

20

3. Verbindung, wie sie in Anspruch 1 beansprucht ist, wobei A ist:

25



X ist:

30



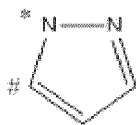
35

n 1 oder 2 ist; m 1 oder 2 ist; R₇ -H ist; R₅ - (CH₂)_t-N⁺R_aR_bR_c ist, worin t 0 oder 1 ist, R_a und R_b unabhängig -(C₁-C₄)Alkyl sind, R_c ausgewählt ist aus -(C₁-C₄)Alkyl, Heteroaryl- (C₁-C₄) alkylen und Aryl- (C₁-C₄) alkylen.

40

4. Verbindung, wie sie in Anspruch 1 beansprucht ist, wobei A ist:

45



X ist:

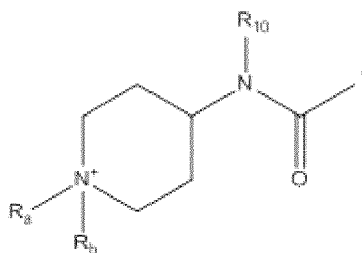
50



55

n 2 ist; m 2 ist; R₇ -H ist; R₅ ist:

5

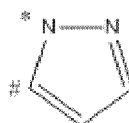


10

R_a -(C₁-C₄)Alkyl ist; R_b -(C₁-C₄)Alkyl ist; R_{10} -H oder -(C₁-C₄)Alkyl ist.

5. Verbindung, wie sie in Anspruch 1 beansprucht ist, wobei **A** ist:

15



20

X ist:

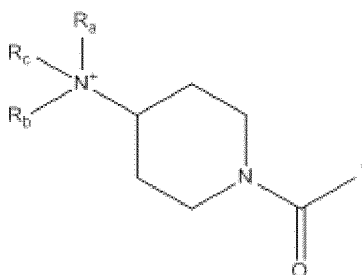
25



30

$n \geq 2$ ist; $m \geq 2$ ist; R_7 -H; ist R_5 ist:

35



40

R_a -(C₁-C₄)Alkyl ist; R_b -(C₁-C₄)Alkyl ist; R_c aus -(C₁-C₄)Alkyl ausgewählt ist.

6. Verbindung, wie sie in Anspruch 1 beansprucht ist, wobei **A** ist:

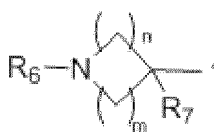
45



50

X ist:

55

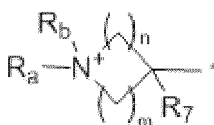


n 2 ist; m 2 ist; R_7 -H oder $-(C_1-C_4)Alkyl$ ist; R_6 ausgewählt ist aus Aryl- (C_1-C_4) alkylenoxy-, Aryl- (C_1-C_4) alkylen- $OCO-$, $CF_3C(O)-$, $-C(O)-(C_1-C_4)Alkylen-NR_dR_e$, $-C(O)O-(C_1-C_4)Alkylen-N^+R_aR_bR_c$, $-C(O)N(R_{10})(C_1-C_4)Alkylen-N^+R_aR_bR_c$ und $-C(O)-(C_1-C_4)Alkylen-N^+R_aR_bR_c$, worin R_d -H oder $-(C_1-C_4)Alkyl$ ist; R_e -H oder $-(C_1-C_4)Alkyl$ ist, R_a $-(C_1-C_4)Alkyl$ ist; R_b $-(C_1-C_4)Alkyl$ ist; R_c aus $-(C_1-C_4)Alkyl$ ausgewählt ist; R_{10} -H oder $-(C_1-C_4)Alkyl$ ist.

7. Verbindung, wie sie in Anspruch 1 beansprucht ist, wobei A ist:



X ist:



n 1 oder 2 ist; m 2 ist; R_7 -H oder $-(C_1-C_4)Alkyl$ ist; R_a und R_b unabhängig $-(C_1-C_4)Alkyl$ sind.

8. Verbindung, wie sie in Anspruch 1 beansprucht ist, wobei eine Verbindung der Erfindung ausgewählt ist in der Gruppe, bestehend aus

5-[2-(4-Cyano-phenyl)-2H-pyrazol-3-yl]-4-methyl-2-oxo-3-(3-trifluormethyl-phenyl)-2,3-dihydro-imidazol-1-carbonsäure-trans-(4-dimethylaminomethyl-cyclohexyl)-amid;

5-[2-(4-Cyano-phenyl)-2H-pyrazol-3-yl]-4-methyl-2-oxo-3-(3-trifluormethyl-phenyl)-2,3-dihydro-imidazol-1-carbonsäure-((1S,2S)-2-benzyloxy-cyclopentyl)-amid;

4-[[5-[2-(4-Cyano-phenyl)-2H-pyrazol-3-yl]-4-methyl-2-oxo-3-(3-trifluormethyl-phenyl)-2,3-dihydro-imidazol-1-carbonyl]-amino]-piperidin-1-carbonsäure-benzylester;

5-[2-(4-Cyano-phenyl)-2H-pyrazol-3-yl]-4-methyl-2-oxo-3-(3-trifluormethyl-phenyl)-2,3-dihydro-imidazol-1-carbonsäure-[1-(2,2,2-trifluor-acetyl)-piperidin-4-yl]-amid;

5-[2-(4-Cyano-phenyl)-2H-pyrazol-3-yl]-4-methyl-2-oxo-3-(3-trifluormethyl-phenyl)-2,3-dihydro-imidazol-1-carbonsäure-((S)-1-pyridin-4-yl-ethyl)-amid;

5-[2-(4-Cyano-phenyl)-2H-pyrazol-3-yl]-4-methyl-2-oxo-3-(3-trifluormethyl-phenyl)-2,3-dihydro-imidazol-1-carbonsäure-((R)-1-pyridin-4-yl-ethyl)-amid;

5-[2-(4-Cyano-phenyl)-2H-pyrazol-3-yl]-4-methyl-2-oxo-3-(3-trifluormethyl-phenyl)-2,3-dihydro-imidazol-1-carbonsäure-[3-(4-methoxy-benzyl)-3-aza-bicyclo[3.1.0]hex-6-yl]-amid;

(trans-4-{ [5-[2-(4-Cyano-phenyl)-2H-pyrazol-3-yl]-4-methyl-2-oxo-3-(3-trifluormethyl-phenyl)-2,3-dihydro-imidazol-1-carbonyl]-amino}-cyclohexyl)-carbaminsäure-tert-butylester;

5-[2-(4-Cyano-phenyl)-2H-pyrazol-3-yl]-4-methyl-2-oxo-3-(3-trifluormethyl-phenyl)-2,3-dihydro-imidazol-1-carbonsäure-(trans-4-dimethylamino-cyclohexyl)-amid;

(3aS,5R,6aR)-5-[[5-[2-(4-Cyano-phenyl)-2H-pyrazol-3-yl]-4-methyl-2-oxo-3-(3-trifluormethyl-phenyl)-2,3-dihydro-imidazol-1-carbonyl]-amino]-hexahydro-cyclopenta[c]pyrrol-2-carbonsäure-tert-butylester;

5-[2-(4-Cyano-phenyl)-2H-pyrazol-3-yl]-4-methyl-2-oxo-3-(3-trifluormethyl-phenyl)-2,3-dihydro-imidazol-1-carbonsäure-[(S)-1-methyl-2-(4-methyl-piperazin-1-yl)-2-oxo-ethyl]-amid;

(3aR,5S,6aS)-5-[[5-[2-(4-Cyano-phenyl)-2H-pyrazol-3-yl]-4-methyl-2-oxo-3-(3-trifluormethyl-phenyl)-2,3-dihydro-imidazol-1-carbonyl]-amino]-hexahydro-cyclopenta[c]pyrrol-2-carbonsäure-tert-butylester;

5-[2-(4-Cyano-phenyl)-2H-pyrazol-3-yl]-4-methyl-2-oxo-3-(3-trifluormethyl-phenyl)-2,3-dihydro-imidazol-1-carbonsäure-[(S)-1-(1-methyl-piperidin-4-yl)carbamoyl]-ethyl]-amid;

5-[2-(4-Cyano-phenyl)-2H-pyrazol-3-yl]-4-methyl-2-oxo-3-(3-trifluormethyl-phenyl)-2,3-dihydro-imidazol-1-carbonsäure-[(S)-1-(4-dimethylaminomethyl-phenyl)-ethyl]-amid;

5-[2-(4-Cyano-phenyl)-2H-pyrazol-3-yl]-4-methyl-2-oxo-3-(3-trifluormethyl-phenyl)-2,3-dihydro-imidazol-1-carbonsäure-[1-(3-dimethylamino-propionyl)-piperidin-4-yl]-amid;

5-[2-(4-Cyano-phenyl)-2H-pyrazol-3-yl]-4-methyl-2-oxo-3-(3-trifluormethyl-phenyl)-2,3-dihydro-imidazol-1-carbonsäure-[(S)-1-(5-dimethylaminomethyl-oxazol-2-yl)-ethyl]-amid;

5-[2-(4-Cyano-phenyl)-2H-pyrazol-3-yl]-4-methyl-2-oxo-3-(3-trifluormethyl-phenyl)-2,3-dihydro-imidazol-1-carbonsäure-[1-(2-dimethylamino-acetyl)-piperidin-4-yl]-amid;
5-[2-(4-Cyano-phenyl)-2H-pyrazol-3-yl]-4-methyl-2-oxo-3-(3-trifluormethyl-phenyl)-2,3-dihydro-imidazol-1-carbonsäure-((S)-1-[methyl-(1-methyl-piperidin-4-ylmethyl)-carbamoyl]-ethyl)-amid;
5-[2-(4-Cyano-phenyl)-2H-pyrazol-3-yl]-4-methyl-2-oxo-3-(3-trifluormethyl-phenyl)-2,3-dihydro-imidazol-1-carbonsäure-[(S)-2-(4-dimethylamino-piperidin-1-yl)-1-methyl-2-oxo-ethyl]-amid;
5-[2-(4-Cyano-phenyl)-2H-pyrazol-3-yl]-4-methyl-2-oxo-3-(3-trifluormethyl-phenyl)-2,3-dihydro-imidazol-1-carbonsäure-((S)-1-[(2-dimethylamino-ethyl)-methyl-carbamoyl]-ethyl)-amid;
5-[2-(4-Cyano-phenyl)-2H-pyrazol-3-yl]-4-methyl-2-oxo-3-(3-trifluormethyl-phenyl)-2,3-dihydro-imidazol-1-carbonsäure-[(S)-1-(5-dimethylaminomethyl-oxazol-2-yl)-2-methyl-propyl]-amid;
5-[2-(4-Cyano-phenyl)-2H-pyrazol-3-yl]-4-methyl-2-oxo-3-(3-trifluormethyl-phenyl)-2,3-dihydro-imidazol-1-carbonsäure-[(S)-1-(5-dimethylaminomethyl-oxazol-2-yl)-propyl]-amid;
5-[2-(4-Cyano-phenyl)-2H-pyrazol-3-yl]-4-methyl-2-oxo-3-(3-trifluormethyl-phenyl)-2,3-dihydro-imidazol-1-carbonsäure-[1-(5-dimethylaminomethyl-oxazol-2-yl)-cyclopropyl]-amid;
5-[2-(4-Cyano-phenyl)-2H-pyrazol-3-yl]-4-methyl-2-oxo-3-(3-trifluormethyl-phenyl)-2,3-dihydro-imidazol-1-carbonsäure-[1-(5-dimethylaminomethyl-oxazol-2-yl)-1-methyl-ethyl]-amid;
5-[2-(4-Cyano-phenyl)-2H-pyrazol-3-yl]-4-methyl-2-oxo-3-(3-trifluormethyl-phenyl)-2,3-dihydro-imidazol-1-carbonsäure-[1-(2-dimethylamino-acetyl)-4-methyl-piperidin-4-yl]-amid;
5-[2-(4-Cyano-phenyl)-2H-pyrazol-3-yl]-4-methyl-2-oxo-3-(3-trifluormethyl-phenyl)-2,3-dihydro-imidazol-1-carbonsäure-[trans-4-(2-dimethylamino-acetylamino)-cyclohexyl]-amid;
5-[2-(4-Cyano-phenyl)-2H-pyrazol-3-yl]-4-methyl-2-oxo-3-(3-trifluormethyl-phenyl)-2,3-dihydro-imidazol-1-carbonsäure-{trans-4-[(2-dimethylamino-acetylamino)-methyl]-cyclohexyl}-amid;
5-[2-(4-Cyano-phenyl)-2H-pyrazol-3-yl]-4-methyl-2-oxo-3-(3-trifluormethyl-phenyl)-2,3-dihydro-imidazol-1-carbonsäure-((S)-1-[methyl-(1-methyl-piperidin-4-yl)-carbamoyl]-ethyl)-amid;
(trans-4-{ [5-[2-(4-Cyano-phenyl)-2H-pyrazol-3-yl]-4-methyl-2-oxo-3-(3-trifluormethyl-phenyl)-2,3-dihydro-imidazol-1-carbonyl]-amino}-cyclohexylmethyl)-trimethyl-ammonium-benzolsulfonat;
Benzyl-(trans-4-{ [5-[2-(4-cyano-phenyl)-2H-pyrazol-3-yl]-4-methyl-2-oxo-3-(3-trifluormethyl-phenyl)-2,3-dihydro-imidazol-1-carbonyl]-amino}-cyclohexylmethyl)-dimethyl-ammonium-bromid;
(trans-4-{ [5-[2-(4-Cyano-phenyl)-2H-pyrazol-3-yl]-4-methyl-2-oxo-3-(3-trifluormethyl-phenyl)-2,3-dihydro-imidazol-1-carbonyl]-amino}-cyclohexylmethyl)-ethyl-dimethyl-ammonium-benzolsulfonat;
4-{ [5-[2-(4-Cyano-phenyl)-2H-pyrazol-3-yl]-4-methyl-2-oxo-3-(3-trifluormethyl-phenyl)-2,3-dihydro-imidazol-1-carbonyl]-amino}-1,1-dimethyl-piperidinium-benzolsulfonat;
(R)-3-{ [5-[2-(4-Cyano-phenyl)-2H-pyrazol-3-yl]-4-methyl-2-oxo-3-(3-trifluormethyl-phenyl)-2,3-dihydro-imidazol-1-carbonyl]-amino}-1,1-dimethyl-pyrrolidinium-benzolsulfonat;
(S)-3-{ [5-[2-(4-Cyano-phenyl)-2H-pyrazol-3-yl]-4-methyl-2-oxo-3-(3-trifluormethyl-phenyl)-2,3-dihydro-imidazol-1-carbonyl]-amino}-1,1-dimethyl-pyrrolidinium-benzolsulfonat;
4-(1-{ [5-[2-(4-Cyano-phenyl)-2H-pyrazol-3-yl]-4-methyl-2-oxo-3-(3-trifluormethyl-phenyl)-2,3-dihydro-imidazol-1-carbonyl]-amino}-ethyl)-1,1-dimethyl-piperidinium-benzolsulfonat;
(1S,3R,5R)-3-{ [5-[2-(4-Cyano-phenyl)-2H-pyrazol-3-yl]-4-methyl-2-oxo-3-(3-trifluormethyl-phenyl)-2,3-dihydro-imidazol-1-carbonyl]-amino}-8,8-dimethyl-8-azonia-bicyclo[3.2.1]octan-benzolsulfonat;
(3aS,5R,6aR)-5-{ [5-[2-(4-Cyano-phenyl)-2H-pyrazol-3-yl]-4-methyl-2-oxo-3-(3-trifluormethyl-phenyl)-2,3-dihydro-imidazol-1-carbonyl]-amino}-2,2-dimethyl-octahydro-cyclopenta[c]pyrrolium-benzolsulfonat;
4-((S)-1-{ [5-[2-(4-Cyano-phenyl)-2H-pyrazol-3-yl]-4-methyl-2-oxo-3-(3-trifluormethyl-phenyl)-2,3-dihydro-imidazol-1-carbonyl]-amino}-ethyl)-1-methyl-pyridinium-benzolsulfonat;
(1R,3S,5S)-3-{ [5-[2-(4-Cyano-phenyl)-2H-pyrazol-3-yl]-4-methyl-2-oxo-3-(3-trifluormethyl-phenyl)-2,3-dihydro-imidazol-1-carbonyl]-amino}-8,8-dimethyl-8-azonia-bicyclo[3.2.1]octan-benzolsulfonat;
4-{ [5-[2-(4-Cyano-phenyl)-2H-pyrazol-3-yl]-4-methyl-2-oxo-3-(3-trifluormethyl-phenyl)-2,3-dihydro-imidazol-1-carbonyl]-amino}-1,1-diethyl-piperidinium-benzolsulfonat;
(trans-4-{ [5-[2-(4-Cyano-phenyl)-2H-pyrazol-3-yl]-4-methyl-2-oxo-3-(3-trifluormethyl-phenyl)-2,3-dihydro-imidazol-1-carbonyl]-amino}-cyclohexyl)-trimethyl-ammonium-benzolsulfonat;
4-((S)-1-{ [5-[2-(4-Cyano-phenyl)-2H-pyrazol-3-yl]-4-methyl-2-oxo-3-(3-trifluormethyl-phenyl)-2,3-dihydro-imidazol-1-carbonyl]-amino}-ethyl)-1-ethyl-pyridinium-benzolsulfonat;
Benzyl-(trans-4-{ [5-[2-(4-cyano-phenyl)-2H-pyrazol-3-yl]-4-methyl-2-oxo-3-(3-trifluormethyl-phenyl)-2,3-dihydro-imidazol-1-carbonyl]-amino}-cyclohexyl)-dimethyl-ammoniumbromid;
(trans-4-{ [5-[2-(4-Cyano-phenyl)-2H-pyrazol-3-yl]-4-methyl-2-oxo-3-(3-trifluormethyl-phenyl)-2,3-dihydro-imidazol-1-carbonyl]-amino}-cyclohexyl)-ethyl-dimethyl-ammonium-benzolsulfonat;
(cis-4-{ [5-[2-(4-Cyano-phenyl)-2H-pyrazol-3-yl]-4-methyl-2-oxo-3-(3-trifluormethyl-phenyl)-2,3-dihydro-imidazol-1-carbonyl]-amino}-cyclohexyl)-trimethyl-ammonium-benzolsulfonat;

Benzyl-(cis-4-[[5-[2-(4-cyano-phenyl)-2H-pyrazol-3-yl]-4-methyl-2-oxo-3-(3-trifluormethyl-phenyl)-2,3-dihydro-
 imidazol-1-carbonyl]-amino]-cyclohexyl)-dimethyl-ammoniumbromid;
 4-(1-[[5-[2-(4-Cyano-phenyl)-2H-pyrazol-3-yl]-4-methyl-2-oxo-3-(3-trifluormethyl-phenyl)-2,3-dihydro-imida-
 zol-1-carbonyl]-amino]-1-methyl-ethyl)-1-methyl-pyridinium-benzolsulfonat;
 5 (cis-4-[[5-[2-(4-Cyano-phenyl)-2H-pyrazol-3-yl]-4-methyl-2-oxo-3-(3-trifluormethyl-phenyl)-2,3-dihydro-imida-
 zol-1-carbonyl]-amino]-cyclohexyl)-ethyl-dimethyl-ammonium-benzolsulfonat;
 1-Benzyl-4-((S)-2-[[5-[2-(4-cyano-phenyl)-2H-pyrazol-3-yl]-4-methyl-2-oxo-3-(3-trifluormethyl-phenyl)-2,3-di-
 hydro-imidazol-1-carbonyl]-amino]-propionyl)-1-methyl-piperazin-1-ium-bromid;
 4-((S)-2-[[5-[2-(4-Cyano-phenyl)-2H-pyrazol-3-yl]-4-methyl-2-oxo-3-(3-trifluormethyl-phenyl)-2,3-dihydro-imi-
 10 dazol-1-carbonyl]-amino]-propionyl)-1,1-dimethyl-piperazin-1-ium-benzolsulfonat;
 2-[[5-[2-(4-Cyano-phenyl)-2H-pyrazol-3-yl]-4-methyl-2-oxo-3-(3-trifluormethyl-phenyl)-2,3-dihydro-imidazol-1-
 carbonyl]-amino]-7,7-dimethyl-7-azonia-spiro[3.5]nonan-benzolsulfonat;
 4-((R)-1-[[5-[2-(4-Cyano-phenyl)-2H-pyrazol-3-yl]-4-methyl-2-oxo-3-(3-trifluormethyl-phenyl)-2,3-dihydro-imi-
 dazol-1-carbonyl]-amino]-ethyl)-1-methyl-pyridinium-benzolsulfonat;
 15 (cis-4-[[5-[2-(4-Cyano-phenyl)-2H-pyrazol-3-yl]-4-methyl-2-oxo-3-(3-trifluormethyl-phenyl)-2,3-dihydro-imida-
 zol-1-carbonyl]-amino]-cyclohexylmethyl)-trimethyl-ammonium-benzolsulfonat;
 Benzyl-(cis-4-[[5-[2-(4-cyano-phenyl)-2H-pyrazol-3-yl]-4-methyl-2-oxo-3-(3-trifluormethyl-phenyl)-2,3-dihydro-
 imidazol-1-carbonyl]-amino]-cyclohexylmethyl)-dimethyl-ammoniumbromid;
 (cis-4-[[5-[2-(4-Cyano-phenyl)-2H-pyrazol-3-yl]-4-methyl-2-oxo-3-(3-trifluormethyl-phenyl)-2,3-dihydro-imida-
 20 zol-1-carbonyl]-amino]-cyclohexylmethyl)-ethyl-dimethyl-ammonium-benzolsulfonat;
 (3aR,5S,6aS)-5-[[5-[2-(4-Cyano-phenyl)-2H-pyrazol-3-yl]-4-methyl-2-oxo-3-(3-trifluormethyl-phenyl)-2,3-dihy-
 dro-imidazol-1-carbonyl]-amino]-2,2-dimethyl-octahydro-cyclopenta[c]pyr-rolium-benzolsulfonat;
 4-((S)-2-[[5-[2-(4-Cyano-phenyl)-2H-pyrazol-3-yl]-4-methyl-2-oxo-3-(3-trifluormethyl-phenyl)-2,3-dihydro-imi-
 dazol-1-carbonyl]-amino]-propionylamino)-1,1-dimethyl-piperidinium-benzolsulfonat;
 25 [4-((S)-1-[[5-[2-(4-Cyano-phenyl)-2H-pyrazol-3-yl]-4-methyl-2-oxo-3-(3-trifluormethyl-phenyl)-2,3-dihydro-imi-
 dazol-1-carbonyl]-amino]-ethyl)-benzyl]-trimethyl-ammonium-benzolsulfonat;
 [4-((S)-1-[[5-[2-(4-Cyano-phenyl)-2H-pyrazol-3-yl]-4-methyl-2-oxo-3-(3-trifluormethyl-phenyl)-2,3-dihydro-imi-
 dazol-1-carbonyl]-amino]-ethyl)-benzyl]-trimethyl-ammonium-benzolsulfonat;
 30 [5-((S)-1-[[5-[2-(4-Cyano-phenyl)-2H-pyrazol-3-yl]-4-methyl-2-oxo-3-(3-trifluormethyl-phenyl)-2,3-dihydro-imi-
 dazol-1-carbonyl]-amino]-ethyl)-[1,2,4]oxadiazol-3-ylmethyl]-trimethylammonium-benzolsulfonat;
 [2-(4-[[5-[2-(4-Cyano-phenyl)-2H-pyrazol-3-yl]-4-methyl-2-oxo-3-(3-trifluormethyl-phenyl)-2,3-dihydro-imida-
 zol-1-carbonyl]-amino]-piperidin-1-yl)-2-oxo-ethyl]-trimethyl-ammonium-benzolsulfonat;
 4-[[((S)-2-[[5-[2-(4-Cyano-phenyl)-2H-pyrazol-3-yl]-4-methyl-2-oxo-3-(3-trifluormethyl-phenyl)-2,3-dihydro-imi-
 dazol-1-carbonyl]-amino]-propionyl)-methyl-amino]-methyl]-1,1-dimethyl-piperidinium-benzolsulfonat;
 35 [5-((S)-1-[[5-[2-(4-Cyano-phenyl)-2H-pyrazol-3-yl]-4-methyl-2-oxo-3-(3-trifluormethyl-phenyl)-2,3-dihydro-imi-
 dazol-1-carbonyl]-amino]-ethyl)-[1,3,4]oxadiazol-2-ylmethyl]-trimethylammonium-benzolsulfonat;
 [2-((S)-1-[[5-[2-(4-Cyano-phenyl)-2H-pyrazol-3-yl]-4-methyl-2-oxo-3-(3-trifluormethyl-phenyl)-2,3-dihydro-imi-
 dazol-1-carbonyl]-amino]-ethyl)-oxazol-5-ylmethyl]-trimethyl-ammonium-benzolsulfonat;
 40 [3-(4-[[5-[2-(4-Cyano-phenyl)-2H-pyrazol-3-yl]-4-methyl-2-oxo-3-(3-trifluormethyl-phenyl)-2,3-dihydro-imida-
 zol-1-carbonyl]-amino]-piperidin-1-yl)-3-oxo-propyl]-trimethyl-ammonium-benzolsulfonat;
 9-[[5-[2-(4-Cyano-phenyl)-2H-pyrazol-3-yl]-4-methyl-2-oxo-3-(3-trifluormethyl-phenyl)-2,3-dihydro-imidazol-1-
 carbonyl]-amino]-3,3-dimethyl-3-azonia-spiro[5.5]undecan-benzolsulfonat;
 (cis-3-[[5-[2-(4-Cyano-phenyl)-2H-pyrazol-3-yl]-4-methyl-2-oxo-3-(3-trifluormethyl-phenyl)-2,3-dihydro-imida-
 zol-1-carbonyl]-amino]-cyclobutylmethyl)-trimethyl-ammonium-benzolsulfonat;
 45 (trans-3-[[5-[2-(4-Cyano-phenyl)-2H-pyrazol-3-yl]-4-methyl-2-oxo-3-(3-trifluormethyl-phenyl)-2,3-dihydro-imi-
 dazol-1-carbonyl]-amino]-cyclobutylmethyl)-trimethyl-ammonium-benzolsulfonat;
 [1-((S)-2-[[5-[2-(4-Cyano-phenyl)-2H-pyrazol-3-yl]-4-methyl-2-oxo-3-(3-trifluormethyl-phenyl)-2,3-dihydro-imi-
 dazol-1-carbonyl]-amino]-propionyl)-piperidin-4-yl]-trimethyl-ammonium-benzolsulfonat;
 Benzyl-[1-((S)-2-[[5-[2-(4-cyano-phenyl)-2H-pyrazol-3-yl]-4-methyl-2-oxo-3-(3-trifluormethyl-phenyl)-2,3-dihy-
 50 dro-imidazol-1-carbonyl]-amino]-propionyl)-piperidin-4-yl]-dimethyl-ammoniumbromid;
 {2-[[((S)-2-[[5-[2-(4-Cyano-phenyl)-2H-pyrazol-3-yl]-4-methyl-2-oxo-3-(3-trifluormethyl-phenyl)-2,3-dihydro-imi-
 dazol-1-carbonyl]-amino]-propionyl)-methyl-amino]-ethyl]-trimethyl-ammonium-benzolsulfonat;
 (trans-4-[[5-[2-(4-Cyano-phenyl)-2H-pyrazol-3-yl]-4-methyl-2-oxo-3-(3-trifluormethyl-phenyl)-2,3-dihydro-imi-
 dazol-1-carbonyl]-amino]-cyclohexyl)-dimethyl-[1,2,4]oxadiazol-3-ylme-thyl-ammoniumchlorid;
 55 [2-((S)-1-[[5-[2-(4-Cyano-phenyl)-2H-pyrazol-3-yl]-4-methyl-2-oxo-3-(3-trifluormethyl-phenyl)-2,3-dihydro-imi-
 dazol-1-carbonyl]-amino]-2-methyl-propyl)-oxazol-5-ylmethyl]-trimethylammonium-benzolsulfonat;
 [2-((S)-1-[[5-[2-(4-Cyano-phenyl)-2H-pyrazol-3-yl]-4-methyl-2-oxo-3-(3-trifluormethyl-phenyl)-2,3-dihydro-imi-
 dazol-1-carbonyl]-amino]-propyl)-oxazol-5-ylmethyl]-trimethyl-ammonium-benzolsulfonat;

(4-[[5-[2-(4-Cyano-phenyl)-2H-pyrazol-3-yl]-4-methyl-2-oxo-3-(3-trifluormethyl-phenyl)-2,3-dihydro-imidazol-1-carbonyl]-amino]-cyclohexyl)-dimethyl-(5-methyl-isoxazol-3-ylmethyl)-ammoniumchlorid;
 (4-[[5-[2-(4-Cyano-phenyl)-2H-pyrazol-3-yl]-4-methyl-2-oxo-3-(3-trifluormethyl-phenyl)-2,3-dihydro-imidazol-1-carbonyl]-amino]-cyclohexyl)-(2,5-dimethyl-2H-pyrazol-3-ylmethyl)-dimethyl-ammoniumchlorid;
 5 {2-[(trans-4-[[5-[2-(4-Cyano-phenyl)-2H-pyrazol-3-yl]-4-methyl-2-oxo-3-(3-trifluormethyl-phenyl)-2,3-dihydro-imidazol-1-carbonyl]-amino]-cyclohexancarboxyl)-amino]-ethyl}-trimethyl-ammonium-benzolsulfonat;
 [2-(1-[[5-[2-(4-Cyano-phenyl)-2H-pyrazol-3-yl]-4-methyl-2-oxo-3-(3-trifluormethyl-phenyl)-2,3-dihydro-imidazol-1-carbonyl]-amino]-1-methyl-ethyl)-oxazol-5-ylmethyl]-trimethylammonium-benzolsulfonat;
 10 [2-(1-[[5-[2-(4-Cyano-phenyl)-2H-pyrazol-3-yl]-4-methyl-2-oxo-3-(3-trifluormethyl-phenyl)-2,3-dihydro-imidazol-1-carbonyl]-amino]-cyclopropyl)-oxazol-5-ylmethyl]-trimethyl-ammonium-benzolsulfonat;
 {2-[(cis-4-[[5-[2-(4-Cyano-phenyl)-2H-pyrazol-3-yl]-4-methyl-2-oxo-3-(3-trifluormethyl-phenyl)-2,3-dihydro-imidazol-1-carbonyl]-amino]-cyclohexancarboxyl)-amino]-ethyl}-trimethyl-ammonium-benzolsulfonat;
 {2-[(cis-3-[[5-[2-(4-Cyano-phenyl)-2H-pyrazol-3-yl]-4-methyl-2-oxo-3-(3-trifluormethyl-phenyl)-2,3-dihydro-imidazol-1-carbonyl]-amino]-cyclobutancarboxyl)-amino]-ethyl}-trimethyl-ammonium-benzolsulfonat;
 15 [2-(trans-4-[[5-[2-(4-Cyano-phenyl)-2H-pyrazol-3-yl]-4-methyl-2-oxo-3-(3-trifluormethyl-phenyl)-2,3-dihydro-imidazol-1-carbonyl]-amino]-cyclohexancarboxyloxy)-ethyl]-trimethylammonium-benzolsulfonat;
 {2-[(trans-3-[[5-[2-(4-Cyano-phenyl)-2H-pyrazol-3-yl]-4-methyl-2-oxo-3-(3-trifluormethyl-phenyl)-2,3-dihydro-imidazol-1-carbonyl]-amino]-cyclobutancarboxyl)-amino]-ethyl}-trimethyl-ammonium-benzolsulfonat;
 [2-(4-[[5-[2-(4-Cyano-phenyl)-2H-pyrazol-3-yl]-4-methyl-2-oxo-3-(3-trifluormethyl-phenyl)-2,3-dihydro-imidazol-1-carbonyl]-amino]-4-methyl-piperidin-1-yl)-2-oxo-ethyl]-trimethyl-ammonium-benzolsulfonat;
 20 ±[2-(1-[[5-[2-(4-Cyano-phenyl)-2H-pyrazol-3-yl]-4-methyl-2-oxo-3-(3-trifluormethyl-phenyl)-2,3-dihydro-imidazol-1-carbonyl]-amino]-ethyl)-thiazol-4-ylmethyl]-trimethyl-ammonium-benzolsulfonat;
 {{{(trans-4-[[5-[2-(4-Cyano-phenyl)-2H-pyrazol-3-yl]-4-methyl-2-oxo-3-(3-trifluormethyl-phenyl)-2,3-dihydro-imidazol-1-carbonyl]-amino]-cyclohexylmethyl)-carbamoyl]-methyl}-trimethylammonium-benzolsulfonat;
 25 [[(trans-4-[[5-[2-(4-Cyano-phenyl)-2H-pyrazol-3-yl]-4-methyl-2-oxo-3-(3-trifluormethyl-phenyl)-2,3-dihydro-imidazol-1-carbonyl]-amino]-cyclohexylcarbamoyl)-methyl]-trimethyl-ammonium-benzolsulfonat;
 [1-(trans-4-[[5-[2-(4-Cyano-phenyl)-2H-pyrazol-3-yl]-4-methyl-2-oxo-3-(3-trifluormethyl-phenyl)-2,3-dihydro-imidazol-1-carbonyl]-amino]-cyclohexancarboxyl)-piperidin-4-yl]-trimethyl-ammonium-benzolsulfonat;
 {2-[(trans-4-[[5-[2-(4-Cyano-phenyl)-2H-pyrazol-3-yl]-4-methyl-2-oxo-3-(3-trifluormethyl-phenyl)-2,3-dihydro-imidazol-1-carbonyl]-amino]-cyclohexancarboxyl)-methyl-amino]-ethyl}-trimethyl-ammonium-benzolsulfonat;
 30 4-[(trans-4-[[5-[2-(4-Cyano-phenyl)-2H-pyrazol-3-yl]-4-methyl-2-oxo-3-(3-trifluormethyl-phenyl)-2,3-dihydro-imidazol-1-carbonyl]-amino]-cyclohexancarboxyl)-amino]-1,1-dimethyl-piperidinium-benzolsulfonat;
 4-[(S)-2-[[5-[2-(4-Cyano-phenyl)-2H-pyrazol-3-yl]-4-methyl-2-oxo-3-(3-trifluormethyl-phenyl)-2,3-dihydro-imidazol-1-carbonyl]-amino]-propionyl)-methyl-amino]-1,1-dimethyl-piperidinium-benzolsulfonat;
 35 {2-[(4-[[5-[2-(4-Cyano-phenyl)-2H-pyrazol-3-yl]-4-methyl-2-oxo-3-(3-trifluormethyl-phenyl)-2,3-dihydro-imidazol-1-carbonyl]-amino]-piperidin-1-carboxyl)-amino]-ethyl}-trimethylammonium-benzolsulfonat;
 [2-(4-[[5-[2-(4-Cyano-phenyl)-2H-pyrazol-3-yl]-4-methyl-2-oxo-3-(3-trifluormethyl-phenyl)-2,3-dihydro-imidazol-1-carbonyl]-amino]-piperidin-1-carboxyloxy)-ethyl]-trimethyl-ammonium-benzolsulfonat;
 [2-(4-[[1-(4-Cyano-phenyl)-5'-methyl-2'-oxo-1'-(3-trifluormethyl-phenyl)-1',2'-dihydro-1H-[2,4']biiimidazolyl-3'-carbonyl]-amino]-piperidin-1-yl)-2-oxo-ethyl]-trimethyl-ammonium-benzolsulfonat.

9. Pharmazeutische Zusammensetzung, umfassend eine Verbindung, wie sie in einem der Ansprüche 1 bis 8 beansprucht ist, und einen pharmazeutisch verträglichen Träger oder ein pharmazeutisch verträgliches Exzipiens.

45 10. Pharmazeutische Zusammensetzung, wie sie in Anspruch 9 beansprucht ist, die zur oralen Verabreichung oder zur Verabreichung auf pulmonalem Weg angepasst ist.

11. Verbindung, wie sie in einem der Ansprüche 1 bis 8 beansprucht ist, zur Verwendung in der Behandlung einer Krankheit oder Störung, bei der/dem HNE impliziert ist.

50 12. Verbindung zur Verwendung gemäß Anspruch 11, wobei die Krankheit oder der Zustand chronisch-obstruktive Lungenerkrankung (COPD), Bronchiektasie, chronische Bronchitis, Lungenfibrose, Pneumonie, akutes Atemnotsyndrom (acute respiratory distress syndrome (ARDS)), Lungenemphysem, durch Rauchen induziertes Emphysem oder zystische Fibrose ist.

55 13. Verbindung zur Verwendung gemäß Anspruch 11, wobei die Krankheit oder der Zustand Asthma, Rhinitis, Psoriasis, atopische Dermatitis, nicht-atopische Dermatitis, Morbus Crohn, Colitis ulcerosa oder Reizdarmsyndrom ist.

Revendications

1. Composé répondant à la formule (I) ou un de ses sels pharmaceutiquement acceptables :

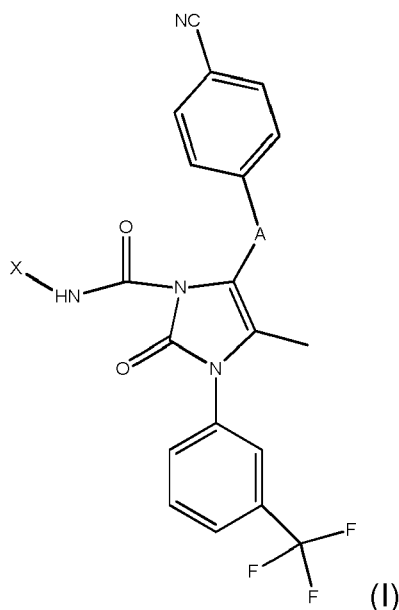
5

10

15

20

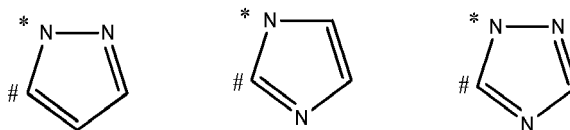
25



formule dans laquelle :

A est choisi parmi le groupe constitué par les groupes :

30

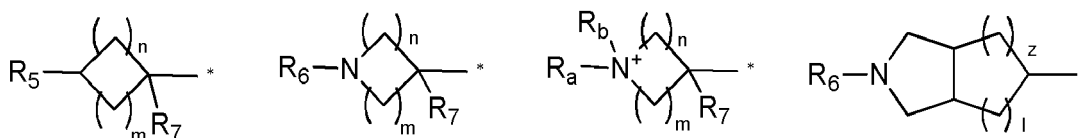


35

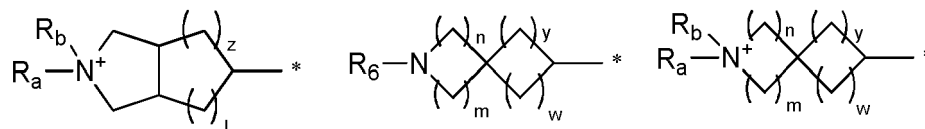
dans lesquels l'atome d'azote qui est désigné par l'astérisque * est lié au groupe 4-cyanophényle et l'atome de carbone qui est désigné par le signe # est lié à l'atome de carbone du noyau 2-oxo-2,3-dihydroimidazole ;

X est choisi parmi le groupe constitué par les groupes :

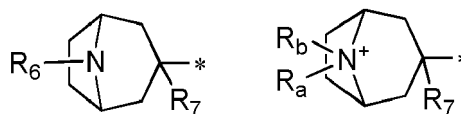
40



45

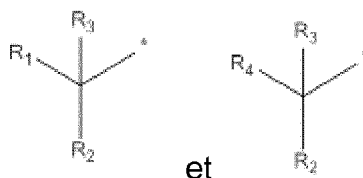


50

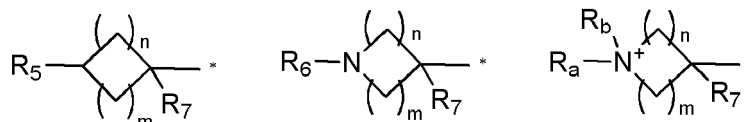


55

ou est choisi parmi le groupe constitué par les groupes :



R_1 est choisi parmi le groupe constitué par les groupes :



n représente un entier de 1 à 4 ;

m est égal à 0 ou représente un entier de 1 à 4 ;

t est égal à 0 ou représente un entier de 1 à 4 ;

y représente un entier de 1 à 4 ;

w représente un entier de 1 à 4 ;

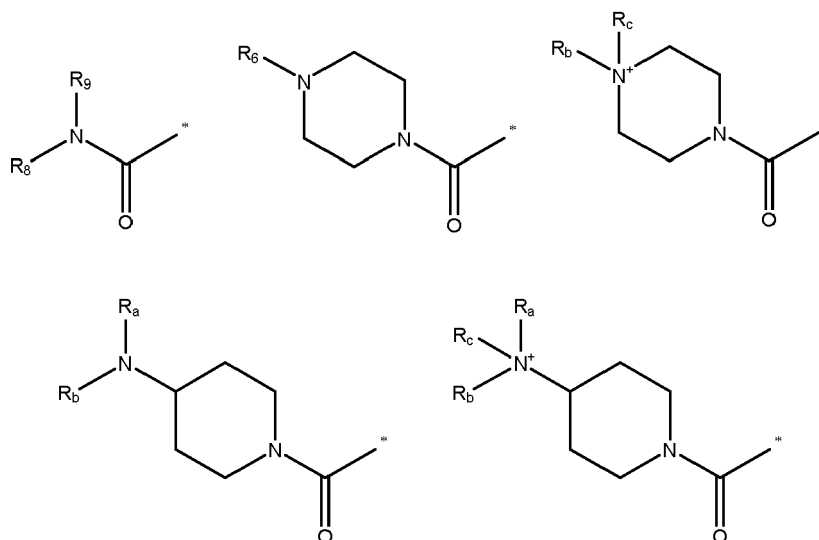
z est égal à 0 ou 1 ;

l est égal à 0 ou 1 ;

R_2 représente un atome d'hydrogène ou un groupe alkyle en C_1-C_4 à chaîne droite ou à chaîne ramifiée ;

R_3 représente un groupe alkyle en C_1-C_4 à chaîne droite ou à chaîne ramifiée ou bien R_2 et R_3 peuvent former ensemble un groupe cycloalkyle ;

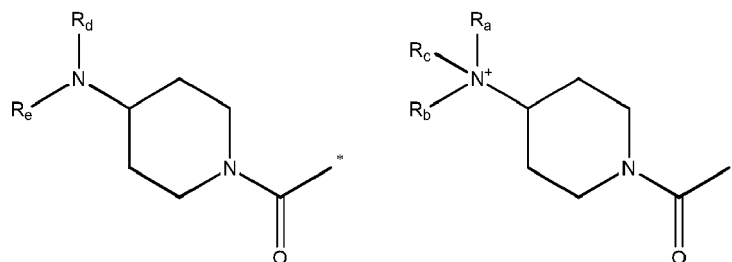
R_4 est choisi parmi le groupe constitué par un groupe arylène-(alkylène en C_1-C_4)- NR_dR_e , un groupe arylène-(alkylène en C_1-C_4)- $N^+R_aR_bR_c$, un groupe hétéroarylène-(alkylène en C_1-C_4)- NR_dR_e , un groupe hétéroarylène-(alkylène en C_1-C_4)- $N^+R_aR_bR_c$ et un groupe hétéroaryle, dans lequel n'importe quel groupe choisi parmi ledit groupe arylène-(alkylène en C_1-C_4)- NR_dR_e , ledit groupe arylène-(alkylène en C_1-C_4)- $N^+R_aR_bR_c$, ledit groupe hétéroarylène-(alkylène en C_1-C_4)- NR_dR_e , ledit groupe hétéroarylène-(alkylène en C_1-C_4)- $N^+R_aR_bR_c$ et ledit groupe hétéroaryle peut être substitué de manière facultative par un ou plusieurs groupes alkyle en C_1-C_4 ou bien R_4 est choisi parmi le groupe constitué par les groupes :



R_5 est choisi parmi le groupe constitué par un groupe aryl-(alkylène en C_1-C_4)oxy, un groupe alkyl en C_1-C_4 à chaîne droite ou à chaîne ramifiée-OC(O)-NH-, un groupe $-(CH_2)_t-N^+R_aR_bR_c$, un groupe $-C(O)-N(R_{10})$ (alkylène en C_1-C_4)- NR_dR_e , un groupe $-C(O)N(R_{10})$ (alkylène en C_1-C_4)- $N^+R_aR_bR_c$, un groupe $-C(O)O$ (alkylène en C_1-C_4)- NR_dR_e , un groupe $-C(O)O$ (alkylène en C_1-C_4)- $N^+R_aR_bR_c$, un groupe $-(CH_2)_t-NHC(O)$ (alkylène en C_1-C_4)- NR_dR_e , un groupe $-(CH_2)_tNHC(O)$ (alkylène en C_1-C_4)- $N^+R_aR_bR_c$, ou bien est choisi parmi un groupe constitué par les groupes :

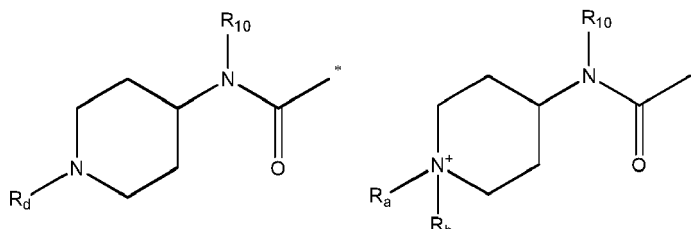
55

5



10

15



20

25

R₆ est choisi parmi le groupe constitué par un groupe aryl-(alkylène en C₁-C₄)-OCO, un groupe CF₃C(O)-, un groupe aryl-(alkylène en C₁-C₄)- un groupe alkyl en C₁-C₄ à chaîne droite ou à chaîne ramifiée-OC(O)-, un groupe -C(O)-(alkylène en C₁-C₄)-NR_dR_e, un groupe -C(O)-(alkylène en C₁-C₄)-N⁺R_aR_bR_c, un groupe -C(O)O-(alkylène en C₁-C₄)-NR_dR_e, un groupe -C(O)O-(alkylène en C₁-C₄)-N⁺R_aR_bR_c, un groupe -C(O)-N(R₁₀)(alkylène en C₁-C₄)-NR_dR_e, un groupe -C(O)N(R₁₀)(alkylène en C₁-C₄)-N⁺R_aR_bR_c ;

30

R_a représente un groupe alkyle en C₁-C₄ ;

R_b représente un groupe alkyle en C₁-C₄ ;

R_c est choisi parmi un groupe alkyle en C₁-C₄, un groupe aryl-(alkylène en C₁-C₄) et un groupe hétéroaryl-(alkylène en C₁-C₄), dans lequel ledit groupe hétéroaryl-(alkylène en C₁-C₄) peut être substitué de manière facultative par un ou plusieurs groupes alkyle en C₁-C₄ ;

R_d représente un atome d'hydrogène ou un groupe alkyle en C₁-C₄ ;

R_e représente un atome d'hydrogène ou un groupe alkyle en C₁-C₄ ;

R₇ représente un atome d'hydrogène ou un groupe alkyle en C₁-C₄ ;

R₈ représente un atome d'hydrogène ou un groupe alkyle en C₁-C₄ ;

35

R₉ est choisi parmi le groupe constitué par un groupe hétérocycloalkyle, un groupe hétérocycloalkyl-(alkylène en C₁-C₄), un groupe (alkylène en C₁-C₄)-NR_dR_e et un groupe (alkylène en C₁-C₄)-N⁺R_aR_bR_c ;

40

R₁₀ représente un atome d'hydrogène ou un groupe alkyle en C₁-C₄ ; dans lesquels n'importe quel groupe choisi parmi ledit groupe hétérocycloalkyle, ledit groupe aryle, ledit groupe hétéroaryle et ledit groupe aryl-(alkylène en C₁-C₄) peut être substitué de manière facultative par un ou plusieurs groupes qui sont choisis de manière indépendante parmi un groupe alkyle en C₁-C₄ et un groupe OR₇ et dans lesquels l'atome d'azote dans le groupe hétérocycloalkyle et le groupe hétéroaryle peut être quaternisé.

2. Composé selon la revendication 1, dans lequel A représente un groupe :

45



50

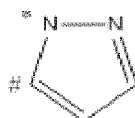
X représente un groupe :

55



n est égal à 2 ou 3 ; m est égal à 0 ou 2 ; R_7 représente un atome d'hydrogène ; R_5 est choisi parmi un groupe aryl-(alkylène en C_1-C_4)oxy, un groupe alkyl en C_1-C_4 à chaîne droite ou à chaîne ramifiée-OC(O)-NH-, un groupe -C(O)O(alkylène en C_1-C_4)- $N^+R_aR_bR_c$, un groupe $-(CH_2)_tNHC(O)-(alkylène en C_1-C_4)-NR_dR_e$, un groupe $-(CH_2)_tNHC(O)-(alkylène en C_1-C_4)-N^+R_aR_bR_c$ et un groupe $-C(O)N(R_{10})(alkylène en C_1-C_4)-N^+R_aR_bR_c$, dans lesquels t est égal à 0 ou 1 ; R_a et R_b représentent de manière indépendante un groupe alkyle en C_1-C_4 ; R_c est choisi parmi un groupe alkyle en C_1-C_4 , un groupe hétéroaryl-(alkylène en C_1-C_4) et un groupe aryl-(alkylène en C_1-C_4) ; R_d et R_e représentent de manière indépendante un groupe alkyle en C_1-C_4 ; R_{10} représente un atome d'hydrogène ou un groupe alkyle en C_1-C_4 .

3. Composé selon la revendication 1, dans lequel **A** représente un groupe :

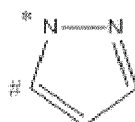


X représente un groupe :



n est égal à 1 ou 2 ; m est égal à 1 ou 2 ; R_7 représente un atome d'hydrogène ; R_5 représente un groupe $-(CH_2)_tN^+R_aR_bR_c$ dans lequel t est égal à 0 ou 1 ; R_a et R_b représentent de manière indépendante un groupe alkyle en C_1-C_4 ; R_c est choisi parmi un groupe alkyle en C_1-C_4 , un groupe hétéroaryl(alkylène en C_1-C_4) et un groupe aryl-(alkylène en C_1-C_4).

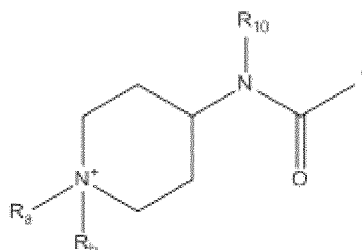
4. Composé selon la revendication 1, dans lequel **A** représente un groupe :



X représente un groupe :



n est égal à 2 ; m est égal à 2 ; R_7 représente un atome d'hydrogène ; R_5 représente un groupe :

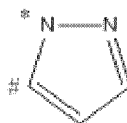


R_a représente un groupe alkyle en C_1-C_4 ; R_b représente un groupe alkyle en C_1-C_4 ; R_{10} représente un atome

d'hydrogène ou un groupe alkyle en C₁-C₄.

5. Composé selon la revendication 1, dans lequel **A** représente un groupe :

5



10

X représente un groupe :

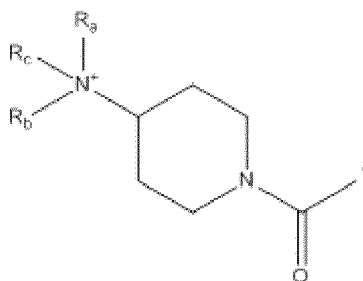
15



20

n est égal à 2 ; **m** est égal à 2 ; **R₇** représente un atome d'hydrogène ; **R₅** représente un groupe :

25

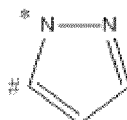


30

R_a représente un groupe alkyle en C₁-C₄ ; **R_b** représente un groupe alkyle en C₁-C₄ ; **R_c** est choisi parmi un groupe alkyle en C₁-C₄

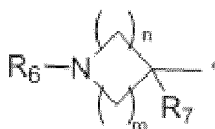
- 35 6. Composé selon la revendication 1, dans lequel **A** représente un groupe :

40



X représente un groupe :

45



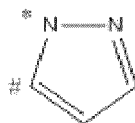
50

n est égal à 2 ; **m** est égal à 2 ; **R₇** représente un atome d'hydrogène ou un groupe alkyle en C₁-C₄ ; **R₆** est choisi parmi un groupe aryl-(alkylène en C₁-C₄)oxy, un groupe aryl-(alkylène en C₁-C₄)-OCO, un groupe CF₃C(O)-, un groupe -C(O)-(alkylène en C₁-C₄)-NR_dR_e, un groupe -C(O)O-(alkylène en C₁-C₄)-N⁺R_aR_bR_c, un groupe -C(O)N(R₁₀)(alkylène en C₁-C₄)-N⁺R_aR_bR_c et un groupe -C(O)-(alkylène en C₁-C₄)-N⁺R_aR_bR_c, dans lesquels **R_d** représente un atome d'hydrogène ou un groupe alkyle en C₁-C₄ ; **R_e** représente un atome d'hydrogène ou un groupe alkyle en C₁-C₄ ; **R_a** représente un groupe alkyle en C₁-C₄ ; **R_b** représente un groupe alkyle en C₁-C₄ ; **R_c** est choisi parmi un groupe alkyle en C₁-C₄ ; **R₁₀** représente un atome d'hydrogène ou un groupe alkyle en C₁-C₄.

55

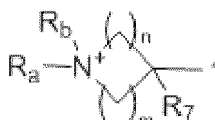
7. Composé selon la revendication 1, dans lequel **A** représente un groupe :

5



X représente un groupe :

10



15

n est égal à 1 ou 2 ; **m** est égal à 2 ; **R₇** représente un atome d'hydrogène ou un groupe alkyle en C₁-C₄ ; **R_a** et **R_b** représentent de manière indépendante un groupe alkyle en C₁-C₄.

20 8. Composé selon la revendication 1, dans lequel un composé de l'invention est choisi parmi le groupe constitué par :

le trans-(4-diméthylaminométhyl-cyclohexyl)amide de l'acide 5-[2-(4-cyano-phényl)-2H-pyrazol-3-yl]-4-méthyl-2-oxo-3-(3-trifluorométhyl-phényl)-2,3-dihydro-imidazole-1-carboxylique ;

25

le ((1S,2S)-2-benzyloxy-cyclopentyl)-amide de l'acide 5-[2-(4-cyano-phényl)-2H-pyrazol-3-yl]-4-méthyl-2-oxo-3-(3-trifluorométhyl-phényl)-2,3-dihydro-imidazole-1-carboxylique ;

l'ester benzylique de l'acide 4-[[5-[2-(4-cyano-phényl)-2H-pyrazol-3-yl]-4-méthyl-2-oxo-3-(3-trifluorométhyl-phényl)-2,3-dihydro-imidazole-1-carbonyl]-amino]-pipéridine-1-carboxylique ;

30

le [1-(2,2,2-trifluoro-acétyl)-pipéridin-4-yl]-amide de l'acide 5-[2-(4-cyano-phényl)-2H-pyrazol-3-yl]-4-méthyl-2-oxo-3-(3-trifluorométhyl-phényl)-2,3-dihydro-imidazole-1-carboxylique ;

le ((S)-1-pyridin-4-yl-éthyl)-amide de l'acide 5-[2-(4-cyano-phényl)-2H-pyrazol-3-yl]-4-méthyl-2-oxo-3-(3-trifluorométhyl-phényl)-2,3-dihydro-imidazole-1-carboxylique ;

le ((R)-1-pyridin-4-yl-éthyl)-amide de l'acide 5-[2-(4-cyano-phényl)-2H-pyrazol-3-yl]-4-méthyl-2-oxo-3-(3-trifluorométhyl-phényl)-2,3-dihydro-imidazole-1-carboxylique ;

35

le [3-(4-méthoxy-benzyl)-3-aza-bicyclo[3.1.0]hex-6-yl]-amide de l'acide 5-[2-(4-cyano-phényl)-2H-pyrazol-3-yl]-4-méthyl-2-oxo-3-(3-trifluorométhyl-phényl)-2,3-dihydro-imidazole-1-carboxylique ;

l'ester tert-butylque de l'acide (trans-4-[[5-[2-(4-cyano-phényl)-2H-pyrazol-3-yl]-4-méthyl-2-oxo-3-(3-trifluorométhyl-phényl)-2,3-dihydro-imidazole-1-carbonyl]-amino]-cyclohexyl)-carbamique ;

le (trans-4-diméthylamino-cyclohexyl)-amide de l'acide 5-[2-(4-cyano-phényl)-2H-pyrazol-3-yl]-4-méthyl-2-oxo-3-(3-trifluorométhyl-phényl)-2,3-dihydro-imidazole-1-carboxylique ;

40

l'ester tert-butylque de l'acide (3aS,5R,6aR)-5-[[5-[2-(4-cyano-phényl)-2H-pyrazol-3-yl]-4-méthyl-2-oxo-3-(3-trifluorométhyl-phényl)-2,3-dihydro-imidazole-1-carbonyl]-amino]-hexahydrocyclopenta[c]pyrrole-2-carboxylique ;

le [(S)-1-méthyl-2-(4-méthyl-pipérazin-1-yl)-2-oxo-éthyl]-amide de l'acide 5-[2-(4-cyano-phényl)-2H-pyrazol-3-yl]-4-méthyl-2-oxo-3-(3-trifluorométhyl-phényl)-2,3-dihydro-imidazole-1-carboxylique ;

45

l'ester tert-butylque de l'acide (3aR,5S,6aS)-5-[[5-[2-(4-cyano-phényl)-2H-pyrazol-3-yl]-4-méthyl-2-oxo-3-(3-trifluorométhyl-phényl)-2,3-dihydro-imidazole-1-carbonyl]-amino]-hexahydro-cyclopenta[c]pyrrole-2-carboxylique ;

le [(S)-1-(1-méthyl-pipéridin-4-ylcarbamoyle)-éthyl]-amide de l'acide 5-[2-(4-cyano-phényl)-2H-pyrazol-3-yl]-4-méthyl-2-oxo-3-(3-trifluorométhyl-phényl)-2,3-dihydro-imidazole-1-carboxylique ;

50

le [(S)-1-(4-diméthylaminométhyl-phényl)-éthyl]-amide de l'acide 5-[2-(4-cyano-phényl)-2H-pyrazol-3-yl]-4-méthyl-2-oxo-3-(3-trifluorométhyl-phényl)-2,3-dihydro-imidazole-1-carboxylique ;

le [1-(3-diméthylamino-propionyl)-pipéridin-4-yl]amide de l'acide 5-[2-(4-cyano-phényl)-2H-pyrazol-3-yl]-4-méthyl-2-oxo-3-(3-trifluorométhyl-phényl)-2,3-dihydro-imidazole-1-carboxylique ;

55

le [(S)-1-(5-diméthylaminométhyl-oxazol-2-yl)éthyl]-amide de l'acide 5-[2-(4-cyano-phényl)-2H-pyrazol-3-yl]-4-méthyl-2-oxo-3-(3-trifluorométhyl-phényl)-2,3-dihydro-imidazole-1-carboxylique ;

le [1-(2-diméthylamino-acétyl)-pipéridin-4-yl]amide de l'acide 5-[2-(4-cyano-phényl)-2H-pyrazol-3-yl]-4-méthyl-2-oxo-3-(3-trifluorométhyl-phényl)-2,3-dihydro-imidazole-1-carboxylique ;

le {(S)-1-[méthyl-(1-méthyl-pipéridin-4-ylméthyl)carbamoyle]-éthyl}-amide de l'acide 5-[2-(4-cyano-phényl)-2H-

pyrazol-3-yl]-4-méthyl-2-oxo-3-(3-trifluorométhyl-phényl)-2,3-dihydro-imidazole-1-carboxylique ;
 le [(S)-2-(4-diméthylamino-pipéridin-1-yl)-1-méthyl-2-oxo-éthyl]-amide de l'acide 5-[2-(4-cyano-phényl)-2H-pyrazol-3-yl]-4-méthyl-2-oxo-3-(3-trifluorométhyl-phényl)-2,3-dihydro-imidazole-1-carboxylique ;
 le {(S)-1-[(2-diméthylamino-éthyl)-méthyl-carbamoyl]-éthyl}-amide de l'acide 5-[2-(4-cyano-phényl)-2H-pyrazol-3-yl]-4-méthyl-2-oxo-3-(3-trifluorométhyl-phényl)-2,3-dihydro-imidazole-1-carboxylique ;
 le [(S)-1-(5-diméthylaminométhyl-oxazol-2-yl)-2-méthyl-propyl]-amide de l'acide 5-[2-(4-cyano-phényl)-2H-pyrazol-3-yl]-4-méthyl-2-oxo-3-(3-trifluorométhyl-phényl)-2,3-dihydro-imidazole-1-carboxylique ;
 le [(S)-1-(5-diméthylaminométhyl-oxazol-2-yl)-propyl]-amide de l'acide 5-[2-(4-cyano-phényl)-2H-pyrazol-3-yl]-4-méthyl-2-oxo-3-(3-trifluorométhyl-phényl)-2,3-dihydro-imidazole-1-carboxylique ;
 le [1-(5-diméthylaminométhyl-oxazol-2-yl)-cyclopropyl]-amide de l'acide 5-[2-(4-cyano-phényl)-2H-pyrazol-3-yl]-4-méthyl-2-oxo-3-(3-trifluorométhyl-phényl)-2,3-dihydro-imidazole-1-carboxylique ;
 le [1-(5-diméthylaminométhyl-oxazol-2-yl)-1-méthyl-éthyl]-amide de l'acide 5-[2-(4-cyano-phényl)-2H-pyrazol-3-yl]-4-méthyl-2-oxo-3-(3-trifluorométhyl-phényl)-2,3-dihydro-imidazole-1-carboxylique ;
 le [1-(2-diméthylamino-acétyl)-4-méthyl-pipéridin-4-yl]-amide de l'acide 5-[2-(4-cyano-phényl)-2H-pyrazol-3-yl]-4-méthyl-2-oxo-3-(3-trifluorométhyl-phényl)-2,3-dihydro-imidazole-1-carboxylique ;
 le [trans-4-(2-diméthylamino-acétylamino)-cyclohexyl]-amide de l'acide 5-[2-(4-cyano-phényl)-2H-pyrazol-3-yl]-4-méthyl-2-oxo-3-(3-trifluorométhyl-phényl)-2,3-dihydro-imidazole-1-carboxylique ;
 le {trans-4-[(2-diméthylamino-acétylamino)-méthyl]-cyclohexyl}-amide de l'acide 5-[2-(4-cyano-phényl)-2H-pyrazol-3-yl]-4-méthyl-2-oxo-3-(3-trifluorométhyl-phényl)-2,3-dihydro-imidazole-1-carboxylique ;
 le {(S)-1-[méthyl-(1-méthyl-pipéridin-4-yl)-carbamoyl]-éthyl}-amide de l'acide 5-[2-(4-cyano-phényl)-2H-pyrazol-3-yl]-4-méthyl-2-oxo-3-(3-trifluorométhyl-phényl)-2,3-dihydro-imidazole-1-carboxylique ;
 le benzènesulfonate de (trans-4-[[5-[2-(4-cyano-phényl)-2H-pyrazol-3-yl]-4-méthyl-2-oxo-3-(3-trifluorométhyl-phényl)-2,3-dihydro-imidazole-1-carbonyl]-amino]-cyclohexylméthyl)-triméthyl-ammonium ;
 le bromure de benzyl-(trans-4-[[5-[2-(4-cyano-phényl)-2H-pyrazol-3-yl]-4-méthyl-2-oxo-3-(3-trifluorométhyl-phényl)-2,3-dihydro-imidazole-1-carbonyl]-amino]-cyclohexylméthyl)-diméthyl-ammonium ;
 le benzènesulfonate de (trans-4-[[5-[2-(4-cyano-phényl)-2H-pyrazol-3-yl]-4-méthyl-2-oxo-3-(3-trifluorométhyl-phényl)-2,3-dihydro-imidazole-1-carbonyl]-amino]-cyclohexylméthyl)-éthyl-diméthyl-ammonium ;
 le benzènesulfonate de 4-[[5-[2-(4-cyano-phényl)-2H-pyrazol-3-yl]-4-méthyl-2-oxo-3-(3-trifluorométhyl-phényl)-2,3-dihydro-imidazole-1-carbonyl]-amino]-1,1-diméthyl-pipéridinium ;
 le benzènesulfonate de (R)-3-[[5-[2-(4-cyano-phényl)-2H-pyrazol-3-yl]-4-méthyl-2-oxo-3-(3-trifluorométhyl-phényl)-2,3-dihydro-imidazole-1-carbonyl]-amino]-1,1-diméthyl-pyrrolidinium ;
 le benzènesulfonate de (S)-3-[[5-[2-(4-cyano-phényl)-2H-pyrazol-3-yl]-4-méthyl-2-oxo-3-(3-trifluorométhyl-phényl)-2,3-dihydro-imidazole-1-carbonyl]-amino]-1,1-diméthyl-pyrrolidinium ;
 le benzènesulfonate de 4-(1-[[5-[2-(4-cyano-phényl)-2H-pyrazol-3-yl]-4-méthyl-2-oxo-3-(3-trifluorométhyl-phényl)-2,3-dihydro-imidazole-1-carbonyl]-amino]-éthyl)-1,1-diméthyl-pipéridinium ;
 le benzènesulfonate de (1S,3R,5R)-3-[[5-[2-(4-cyano-phényl)-2H-pyrazol-3-yl]-4-méthyl-2-oxo-3-(3-trifluorométhyl-phényl)-2,3-dihydro-imidazole-1-carbonyl]-amino]-8,8-diméthyl-8-azonia-bicyclo[3.2.1]octane ;
 le benzènesulfonate de (3aS,5R,6aR)-5-[[5-[2-(4-cyano-phényl)-2H-pyrazol-3-yl]-4-méthyl-2-oxo-3-(3-trifluorométhyl-phényl)-2,3-dihydro-imidazole-1-carbonyl]-amino]-2,2-diméthyl-octahydro-cyclopenta[c]pyrrolium ;
 le benzènesulfonate de 4-((S)-1-[[5-[2-(4-cyano-phényl)-2H-pyrazol-3-yl]-4-méthyl-2-oxo-3-(3-trifluorométhyl-phényl)-2,3-dihydro-imidazole-1-carbonyl]-amino]-éthyl)-1-méthyl-pyridinium ;
 le benzènesulfonate de (1R,3S,5S)-3-[[5-[2-(4-cyano-phényl)-2H-pyrazol-3-yl]-4-méthyl-2-oxo-3-(3-trifluorométhyl-phényl)-2,3-dihydro-imidazole-1-carbonyl]-amino]-8,8-diméthyl-8-azonia-bicyclo[3.2.1]octane ;
 le benzènesulfonate de 4-[[5-[2-(4-cyano-phényl)-2H-pyrazol-3-yl]-4-méthyl-2-oxo-3-(3-trifluorométhyl-phényl)-2,3-dihydro-imidazole-1-carbonyl]-amino]-1,1-diéthyl-pipéridinium ;
 le benzènesulfonate de (trans-4-[[5-[2-(4-cyano-phényl)-2H-pyrazol-3-yl]-4-méthyl-2-oxo-3-(3-trifluorométhyl-phényl)-2,3-dihydro-imidazole-1-carbonyl]-amino]-cyclohexyl)-triméthyl-ammonium ;
 le benzènesulfonate de 4-((S)-1-[[5-[2-(4-cyano-phényl)-2H-pyrazol-3-yl]-4-méthyl-2-oxo-3-(3-trifluorométhyl-phényl)-2,3-dihydro-imidazole-1-carbonyl]-amino]-éthyl)-1-éthyl-pyridinium ;
 le bromure de benzyl-(trans-4-[[5-[2-(4-cyano-phényl)-2H-pyrazol-3-yl]-4-méthyl-2-oxo-3-(3-trifluorométhyl-phényl)-2,3-dihydro-imidazole-1-carbonyl]-amino]-cyclohexyl)-diméthyl-ammonium ;
 le benzènesulfonate de (trans-4-[[5-[2-(4-cyano-phényl)-2H-pyrazol-3-yl]-4-méthyl-2-oxo-3-(3-trifluorométhyl-phényl)-2,3-dihydro-imidazole-1-carbonyl]-amino]-cyclohexyl)-éthyl-diméthylammonium ;
 le benzènesulfonate de (cis-4-[[5-[2-(4-cyano-phényl)-2H-pyrazol-3-yl]-4-méthyl-2-oxo-3-(3-trifluorométhyl-phényl)-2,3-dihydro-imidazole-1-carbonyl]-amino]-cyclohexyl)-triméthyl-ammonium ;
 le bromure de benzyl-(cis-4-[[5-[2-(4-cyano-phényl)-2H-pyrazol-3-yl]-4-méthyl-2-oxo-3-(3-trifluorométhyl-phényl)-2,3-dihydro-imidazole-1-carbonyl]-amino]-cyclohexyl)-diméthyl-ammonium ;
 le benzènesulfonate de 4-(1-[[5-[2-(4-cyano-phényl)-2H-pyrazol-3-yl]-4-méthyl-2-oxo-3-(3-trifluorométhyl-phé-

nyl)-2,3-dihydro-imidazole-1-carbonyl]-amino)-1-méthyl-éthyl)-1-méthyl-pyridinium ;
 le benzènesulfonate de (cis-4-[[5-[2-(4-cyano-phényl)-2H-pyrazol-3-yl]-4-méthyl-2-oxo-3-(3-trifluorométhyl-
 phényl)-2,3-dihydro-imidazole-1-carbonyl]-amino]-cyclohexyl)-éthyl-diméthylammonium ;
 le bromure de 1-benzyl-4-((S)-2-[[5-[2-(4-cyano-phényl)-2H-pyrazol-3-yl]-4-méthyl-2-oxo-3-(3-trifluorométhyl-
 5 phényl)-2,3-dihydro-imidazole-1-carbonyl]-amino]-propionyl)-1-méthyl-pipérazin-1-ium ;
 le benzènesulfonate de 4-((S)-2-[[5-[2-(4-cyano-phényl)-2H-pyrazol-3-yl]-4-méthyl-2-oxo-3-(3-trifluorométhyl-
 phényl)-2,3-dihydro-imidazole-1-carbonyl]-amino]-propionyl)-1,1-diméthyl-pipérazin-1-ium ;
 le benzènesulfonate de 2-[[5-[2-(4-cyano-phényl)-2H-pyrazol-3-yl]-4-méthyl-2-oxo-3-(3-trifluorométhyl-phé-
 nyl)-2,3-dihydro-imidazole-1-carbonyl]-amino]-7,7-diméthyl-7-azonia-spiro[3.5]nonane ;
 10 le benzènesulfonate de 4-((R)-1-[[5-[2-(4-cyano-phényl)-2H-pyrazol-3-yl]-4-méthyl-2-oxo-3-(3-trifluorométhyl-
 phényl)-2,3-dihydro-imidazole-1-carbonyl]-amino]-éthyl)-1-méthylpyridinium ;
 le benzènesulfonate de (cis-4-[[5-[2-(4-cyano-phényl)-2H-pyrazol-3-yl]-4-méthyl-2-oxo-3-(3-trifluorométhyl-
 phényl)-2,3-dihydro-imidazole-1-carbonyl]-amino]-cyclohexylméthyl)-triméthylammonium ;
 le bromure de benzyl-(cis-4-[[5-[2-(4-cyano-phényl)-2H-pyrazol-3-yl]-4-méthyl-2-oxo-3-(3-trifluorométhyl-phé-
 15 nyl)-2,3-dihydro-imidazole-1-carbonyl]-amino)-cyclohexylméthyl)-diméthyl-ammonium ;
 le benzènesulfonate de (cis-4-[[5-[2-(4-cyano-phényl)-2H-pyrazol-3-yl]-4-méthyl-2-oxo-3-(3-trifluorométhyl-
 phényl)-2,3-dihydro-imidazole-1-carbonyl]-amino)-cyclohexylméthyl)-éthyl-diméthyl-ammonium ;
 le benzènesulfonate de (3aR,5S,6aS)-5-[[5-[2-(4-cyano-phényl)-2H-pyrazol-3-yl]-4-méthyl-2-oxo-3-(3-trifluoro-
 méthyl-phényl)-2,3-dihydro-imidazole-1-carbonyl]-amino]-2,2-diméthyl-octahydro-cyclopenta[c]pyrrolium ;
 20 le benzènesulfonate de 4-((S)-2-[[5-[2-(4-cyano-phényl)-2H-pyrazol-3-yl]-4-méthyl-2-oxo-3-(3-trifluorométhyl-
 phényl)-2,3-dihydro-imidazole-1-carbonyl]-amino]-propionylamino)-1,1-diméthyl-pipéridinium ;
 le benzènesulfonate de [4-((S)-1-[[5-[2-(4-cyano-phényl)-2H-pyrazol-3-yl]-4-méthyl-2-oxo-3-(3-trifluorométhyl-
 phényl)-2,3-dihydro-imidazole-1-carbonyl]-amino)-éthyl]-benzyl]triméthyl-ammonium ;
 le benzènesulfonate de [4-((S)-1-[[5-[2-(4-cyano-phényl)-2H-pyrazol-3-yl]-4-méthyl-2-oxo-3-(3-trifluorométhyl-
 25 phényl)-2,3-dihydro-imidazole-1-carbonyl]-amino)-éthyl]-benzyl]triméthyl-ammonium ;
 le benzènesulfonate de [5-((S)-1-[[5-[2-(4-cyano-phényl)-2H-pyrazol-3-yl]-4-méthyl-2-oxo-3-(3-trifluorométhyl-
 phényl)-2,3-dihydro-imidazole-1-carbonyl]-amino)-éthyl]-[1,2,4]oxadiazol-3-ylméthyl]-triméthyl-ammonium ;
 le benzènesulfonate de [2-(4-[[5-[2-(4-cyano-phényl)-2H-pyrazol-3-yl]-4-méthyl-2-oxo-3-(3-trifluorométhyl-phé-
 nyl)-2,3-dihydro-imidazole-1-carbonyl]-amino)-pipéridin-1-yl]-2-oxo-éthyl]-triméthyl-ammonium ;
 30 le benzènesulfonate de 4-[[((S)-2-[[5-[2-(4-cyano-phényl)-2H-pyrazol-3-yl]-4-méthyl-2-oxo-3-(3-trifluorométhyl-
 phényl)-2,3-dihydro-imidazole-1-carbonyl]-amino)-propionyl]-méthyl-amino]-méthyl]-1,1-diméthyl-
 pipéridinium ;
 le benzènesulfonate de [5-((S)-1-[[5-[2-(4-cyano-phényl)-2H-pyrazol-3-yl]-4-méthyl-2-oxo-3-(3-trifluorométhyl-
 phényl)-2,3-dihydro-imidazole-1-carbonyl]-amino)-éthyl]-[1,3,4]-oxadiazol-2-ylméthyl]-triméthyl-ammonium ;
 35 le benzènesulfonate de [2-((S)-1-[[5-[2-(4-cyano-phényl)-2H-pyrazol-3-yl]-4-méthyl-2-oxo-3-(3-trifluorométhyl-
 phényl)-2,3-dihydro-imidazole-1-carbonyl]-amino)-éthyl]-oxazol-5-ylméthyl]-triméthyl-ammonium ;
 le benzènesulfonate de [3-(4-[[5-[2-(4-cyano-phényl)-2H-pyrazol-3-yl]-4-méthyl-2-oxo-3-(3-trifluorométhyl-
 phényl)-2,3-dihydro-imidazole-1-carbonyl]-amino)-pipéridin-1-yl]-3-oxo-propyl]-triméthyl-ammonium ;
 le benzènesulfonate de 9-[[5-[2-(4-cyano-phényl)-2H-pyrazol-3-yl]-4-méthyl-2-oxo-3-(3-trifluorométhyl-phé-
 40 nyl)-2,3-dihydro-imidazole-1-carbonyl]-amino]-3,3-diméthyl-3-azonia-spiro[5.5]undécane ;
 le benzènesulfonate de (cis-3-[[5-[2-(4-cyano-phényl)-2H-pyrazol-3-yl]-4-méthyl-2-oxo-3-(3-trifluorométhyl-
 phényl)-2,3-dihydro-imidazole-1-carbonyl]-amino)-cyclobutylméthyl)-triméthyl-ammonium ;
 le benzènesulfonate de (trans-3-[[5-[2-(4-cyano-phényl)-2H-pyrazol-3-yl]-4-méthyl-2-oxo-3-(3-trifluorométhyl-
 phényl)-2,3-dihydro-imidazole-1-carbonyl]-amino)-cyclobutylméthyl)-triméthyl-ammonium ;
 45 le benzènesulfonate de [1-((S)-2-[5-[2-(4-cyano-phényl)-2H-pyrazol-3-yl]-4-méthyl-2-oxo-3-(3-trifluorométhyl-
 phényl)-2,3-dihydro-imidazole-1-carbonyl]-amino)-propionyl]-pipéridin-4-yl]-triméthyl-ammonium ;
 le bromure de benzyl-[1-((S)-2-[[5-[2-(4-cyano-phényl)-2H-pyrazol-3-yl]-4-méthyl-2-oxo-3-(3-trifluorométhyl-
 phényl)-2,3-dihydro-imidazole-1-carbonyl]-amino)-propionyl]-pipéridin-4-yl]-diméthyl-ammonium ;
 le benzènesulfonate de {2-[[5-[2-(4-cyano-phényl)-2H-pyrazol-3-yl]-4-méthyl-2-oxo-3-(3-trifluorométhyl-
 50 phényl)-2,3-dihydro-imidazole-1-carbonyl]-amino]-propionyl]-méthyl-amino]-éthyl]-triméthyl-ammonium ;
 le chlorure de (trans-4-[[5-[2-(4-cyano-phényl)-2H-pyrazol-3-yl]-4-méthyl-2-oxo-3-(3-trifluorométhyl-phényl)-
 2,3-dihydro-imidazole-1-carbonyl]-amino)-cyclohexyl)-diméthyl-[1,2,4]oxadiazol-3-ylméthyl-ammonium ;
 le benzènesulfonate de [2-((S)-1-[[5-[2-(4-cyano-phényl)-2H-pyrazol-3-yl]-4-méthyl-2-oxo-3-(3-trifluorométhyl-
 phényl)-2,3-dihydro-imidazole-1-carbonyl]-amino)-2-méthyl-propyl]-oxazol-5-ylméthyl]-triméthyl-ammonium ;
 55 le benzènesulfonate de [2-((S)-1-[[5-[2-(4-cyano-phényl)-2H-pyrazol-3-yl]-4-méthyl-2-oxo-3-(3-trifluorométhyl-
 phényl)-2,3-dihydro-imidazole-1-carbonyl]-amino)-propyl]-oxazol-5-ylméthyl]-triméthyl-ammonium ;
 le chlorure de (4-[[5-[2-(4-cyano-phényl)-2H-pyrazol-3-yl]-4-méthyl-2-oxo-3-(3-trifluorométhyl-phényl)-2,3-di-
 hydro-imidazole-1-carbonyl]-amino)-cyclohexyl)-diméthyl-(5-méthyl-isoxazol-3-ylméthyl)-ammonium ;

le chlorure de (4-[[5-[2-(4-cyano-phényl)-2H-pyrazol-3-yl]-4-méthyl-2-oxo-3-(3-trifluorométhyl-phényl)-2,3-dihydro-imidazole-1-carbonyl]-amino]-cyclohexyl)-(2,5-diméthyl-2H-pyrazol-3-ylméthyl)-diméthyl-ammonium ;
le benzènesulfonate de {2-[(trans-4-[[5-[2-(4-cyano-phényl)-2H-pyrazol-3-yl]-4-méthyl-2-oxo-3-(3-trifluorométhyl-phényl)-2,3-dihydro-imidazole-1-carbonyl]-amino]-cyclohexanecarbonyl)-amino]-éthyl}-triméthyl-ammonium ;
5 le benzènesulfonate de [2-(1-[[5-[2-(4-cyano-phényl)-2H-pyrazol-3-yl]-4-méthyl-2-oxo-3-(3-trifluorométhyl-phényl)-2,3-dihydro-imidazole-1-carbonyl]-amino]-1-méthyl-éthyl)-oxazol-5-ylméthyl]-triméthyl-ammonium ;
le benzènesulfonate de [2-(1-[[5-[2-(4-cyano-phényl)-2H-pyrazol-3-yl]-4-méthyl-2-oxo-3-(3-trifluorométhyl-phényl)-2,3-dihydro-imidazole-1-carbonyl]-amino]-cyclopropyl)-oxazol-5-ylméthyl]-triméthyl-ammonium ;
10 le benzènesulfonate de {2-[(cis-4-[[5-[2-(4-cyano-phényl)-2H-pyrazol-3-yl]-4-méthyl-2-oxo-3-(3-trifluorométhyl-phényl)-2,3-dihydro-imidazole-1-carbonyl]-amino]-cyclohexanecarbonyl)-amino]-éthyl}-triméthyl-ammonium ;
le benzènesulfonate de {2-[(cis-3-[[5-[2-(4-cyano-phényl)-2H-pyrazol-3-yl]-4-méthyl-2-oxo-3-(3-trifluorométhyl-phényl)-2,3-dihydro-imidazole-1-carbonyl]-amino]-cyclobutanecarbonyl)-amino]-éthyl}-triméthyl-ammonium ;
le benzènesulfonate de [2-(trans-4-[[5-[2-(4-cyano-phényl)-2H-pyrazol-3-yl]-4-méthyl-2-oxo-3-(3-trifluorométhyl-phényl)-2,3-dihydro-imidazole-1-carbonyl]-amino]-cyclohexanecarbonyl-oxy)-éthyl]-triméthyl-ammonium ;
15 le benzènesulfonate de {2-[(trans-3-[[5-[2-(4-cyano-phényl)-2H-pyrazol-3-yl]-4-méthyl-2-oxo-3-(3-trifluorométhyl-phényl)-2,3-dihydro-imidazole-1-carbonyl]-amino]-cyclobutanecarbonyl)-amino]-éthyl}-triméthyl-ammonium ;
le benzènesulfonate de [2-(4-[[5-[2-(4-cyano-phényl)-2H-pyrazol-3-yl]-4-méthyl-2-oxo-3-(3-trifluorométhyl-phényl)-2,3-dihydro-imidazole-1-carbonyl]-amino]-4-méthyl-pipéridin-1-yl)-2-oxo-éthyl]-triméthyl-ammonium ;
20 le benzènesulfonate de \pm [2-(1-[[5-[2-(4-cyano-phényl)-2H-pyrazol-3-yl]-4-méthyl-2-oxo-3-(3-trifluorométhyl-phényl)-2,3-dihydro-imidazole-1-carbonyl]-amino]-éthyl)-thiazol-4-ylméthyl]-triméthyl-ammonium ;
le benzènesulfonate de {[(trans-4-[[5-[2-(4-cyano-phényl)-2H-pyrazol-3-yl]-4-méthyl-2-oxo-3-(3-trifluorométhyl-phényl)-2,3-dihydro-imidazole-1-carbonyl]-amino]-cyclohexylméthyl)-carbamoyl]-méthyl}-triméthyl-ammonium ;
25 le benzènesulfonate de [(trans-4-[[5-[2-(4-cyano-phényl)-2H-pyrazol-3-yl]-4-méthyl-2-oxo-3-(3-trifluorométhyl-phényl)-2,3-dihydro-imidazole-1-carbonyl]-amino]-cyclohexylcarbamoyl)-méthyl]-triméthyl-ammonium ;
le benzènesulfonate de [1-(trans-4-[[5-[2-(4-cyano-phényl)-2H-pyrazol-3-yl]-4-méthyl-2-oxo-3-(3-trifluorométhyl-phényl)-2,3-dihydro-imidazole-1-carbonyl]-amino]-cyclohexanecarbonyl)-pipéridin-4-yl]-triméthyl-ammonium ;
30 le benzènesulfonate de {2-[(trans-4-[[5-[2-(4-cyano-phényl)-2H-pyrazol-3-yl]-4-méthyl-2-oxo-3-(3-trifluorométhyl-phényl)-2,3-dihydro-imidazole-1-carbonyl]-amino]-cyclohexanecarbonyl)-méthyl-amino]-éthyl}-triméthyl-ammonium ;
le benzènesulfonate de 4-[(trans-4-[[5-[2-(4-cyano-phényl)-2H-pyrazol-3-yl]-4-méthyl-2-oxo-3-(3-trifluorométhyl-phényl)-2,3-dihydro-imidazole-1-carbonyl]-amino]-cyclohexanecarbonyl)-amino]-1,1-diméthyl-pipéridinium ;
35 le benzènesulfonate de 4-[(S)-2-[[5-[2-(4-cyano-phényl)-2H-pyrazol-3-yl]-4-méthyl-2-oxo-3-(3-trifluorométhyl-phényl)-2,3-dihydro-imidazole-1-carbonyl]-amino]-propionyl)-méthyl-amino]-1,1-diméthyl-pipéridinium ;
le benzènesulfonate de {2-[(4-[[5-[2-(4-cyano-phényl)-2H-pyrazol-3-yl]-4-méthyl-2-oxo-3-(3-trifluorométhyl-phényl)-2,3-dihydro-imidazole-1-carbonyl]-amino]-pipéridine-1-carbonyl)-amino]-éthyl}-triméthyl-ammonium ;
40 le benzènesulfonate de [2-(4-[[5-[2-(4-cyano-phényl)-2H-pyrazol-3-yl]-4-méthyl-2-oxo-3-(3-trifluorométhyl-phényl)-2,3-dihydro-imidazole-1-carbonyl]-amino]-pipéridine-1-carbonyloxy)-éthyl]-triméthyl-ammonium ;
le benzènesulfonate de [2-(4-[[1-(4-cyano-phényl)-5'-méthyl-2'-oxo-1'-(3-trifluorométhyl-phényl)-1',2'-dihydro-1H-[2,4']biimidazolyl-3'-carbonyl]-amino]-pipéridin-1-yl)-2-oxo-éthyl]-triméthyl-ammonium.

9. Composition pharmaceutique comprenant un composé selon l'une quelconque des revendications 1 à 8 et un support ou un excipient pharmaceutiquement acceptable.

50 10. Composition pharmaceutique selon la revendication 9 qui est conçue pour une administration par voie orale ou pour une administration par la voie pulmonaire.

11. Composé selon l'une quelconque des revendications 1 à 8, pour son utilisation dans le traitement d'une maladie ou d'une affection dans laquelle la HNE est impliquée.

55 12. Composé pour son utilisation selon la revendication 11, dans lequel la maladie ou l'affection est la maladie pulmonaire obstructive chronique (COPD), la dilatation des bronches, la bronchite chronique, la fibrose pulmonaire, la pneumonie, le syndrome de détresse respiratoire aiguë (ARDS), l'emphysème pulmonaire, l'emphysème induit par le

tabagisme ou la fibrose kystique.

- 5 **13.** Composé pour son utilisation selon la revendication 11, dans lequel la maladie ou l'affection est l'asthme, la rhinite, le psoriasis, la dermatite atopique, la dermatite non atopique, la maladie de Crohn, la colite ulcéreuse et le syndrome du côlon irritable.

10

15

20

25

30

35

40

45

50

55

REFERENCES CITED IN THE DESCRIPTION

This list of references cited by the applicant is for the reader's convenience only. It does not form part of the European patent document. Even though great care has been taken in compiling the references, errors or omissions cannot be excluded and the EPO disclaims all liability in this regard.

Patent documents cited in the description

- WO 2011110858 A [0006]
- WO 2011110859 A [0006]
- WO 2014095700 A [0006]
- WO 2015091281 A [0006]
- EP 0505321 A [0074]
- WO 2014009425 A1 [0125]
- US 20150166548 A [0157]

Non-patent literature cited in the description

- **BIETH, G.** Regulation of Matrix accumulation. Academic Press, 1986, 217-306 [0002]
- **WRIGHT, J.L. et al.** *Am. J. Respir. Crit. Care Med.*, 2002, vol. 166, 954-960 [0003]
- **CHURG, A. et al.** *Am. J. Respir. Crit. Care Med.*, 2003, vol. 168, 199-207 [0003]
- **THOMPSON, A.B. ; DAUGHTON, D. et al.** *Am. Rev. Respir. Dis.*, 1989, vol. 140, 1527-1537 [0004]
- **LAURRELL, C.B. ; ERIKSSON, S.** *Scand. J. Clin. Invest.*, 1963, vol. 15, 132-140 [0005]
- **T.W. GREEN.** Protective Groups in Organic Synthesis. Wiley, 1981 [0082]