

(19)



(11)

**EP 3 801 121 B1**

(12)

## EUROPEAN PATENT SPECIFICATION

(45) Date of publication and mention of the grant of the patent:  
**23.04.2025 Bulletin 2025/17**

(21) Application number: **19816037.6**

(22) Date of filing: **07.06.2019**

(51) International Patent Classification (IPC):

**A45D 33/28** <sup>(2006.01)</sup> **A45D 34/06** <sup>(2006.01)</sup>  
**A45D 40/24** <sup>(2006.01)</sup> **A45D 40/22** <sup>(2006.01)</sup>  
**A45D 33/24** <sup>(2006.01)</sup> **A45D 33/22** <sup>(2006.01)</sup>  
**A45D 33/00** <sup>(2006.01)</sup>

(52) Cooperative Patent Classification (CPC):

**A45D 33/003; A45D 33/006; A45D 33/22;**  
**A45D 33/24; A45D 40/22; A45D 40/221;**  
**A45D 40/24**

(86) International application number:

**PCT/US2019/036166**

(87) International publication number:

**WO 2019/237074 (12.12.2019 Gazette 2019/50)**

(54) **MULTI-CONTAINER COSMETIC ACCESSORY**

KOSMETIKZUBEHÖR MIT MEHREREN BEHÄLTERN

ACCESSOIRE POUR COSMÉTIQUES À PLUSIEURS CONTENANTS

(84) Designated Contracting States:

**AL AT BE BG CH CY CZ DE DK EE ES FI FR GB**  
**GR HR HU IE IS IT LI LT LU LV MC MK MT NL NO**  
**PL PT RO RS SE SI SK SM TR**

(30) Priority: **08.06.2018 US 201862682581 P**

(43) Date of publication of application:

**14.04.2021 Bulletin 2021/15**

(73) Proprietor: **ELC Management LLC**

**Melville, NY 11747 (US)**

(72) Inventors:

- **MARTINS, Agostinho**  
**New Hyde Park, New York 11040 (US)**
- **ROH, Yeon Jung**  
**Brooklyn, New York 11222 (US)**

• **QUE, Chuzhen**

**Shanghai 201199 (CN)**

• **CHEN, Yun**

**Shanghai 201103 (CN)**

• **JIN, Jing**

**Shanghai 201318 (CN)**

(74) Representative: **Novagraaf Group**

**Chemin de l'Echo 3**

**1213 Onex / Geneva (CH)**

(56) References cited:

**WO-A1-2008/056877 WO-A1-2008/056877**  
**JP-U- S58 177 012 KR-U- 20160 002 903**  
**KR-Y1- 200 396 881 KR-Y1- 200 438 532**  
**KR-Y1- 200 438 532 US-A1- 2018 020 810**  
**US-A1- 2018 020 810**

Note: Within nine months of the publication of the mention of the grant of the European patent in the European Patent Bulletin, any person may give notice to the European Patent Office of opposition to that patent, in accordance with the Implementing Regulations. Notice of opposition shall not be deemed to have been filed until the opposition fee has been paid. (Art. 99(1) European Patent Convention).

## Description

### FIELD OF THE INVENTION

**[0001]** The present invention relates to a cosmetic accessory, and in particular to a cosmetic accessory including modular cosmetic containers.

### BACKGROUND OF THE INVENTION

**[0002]** Cosmetic accessories typically provide portable shapes and sizes. Users of cosmetic accessories can carry a plethora of containers and cases that can create a disorganized space. Cosmetic accessories smaller in size can lack different options of shades, products, and formulas. While cosmetic accessories larger in size can be too large to be portable. Modular cosmetic accessories can also be too large in size to be portable and can be difficult to configure.

WO2008/056877 discloses a compact case that includes a rotation hinge for jointing element compact cases, of which each element compact case has a cover to protect its content contained therein in the manner of hinge connection and constitutes a unit to itself. However, the compact case in WO2008/056877 does not allow the user to access more than one element case at the same time.

JPS 58-177012 discloses a container in which a cosmetic container and a cosmetic implement container are provided in a side-by-side arrangement. The cosmetic implement container includes ventilation holes to allow the implement accommodated within it to dry.

### SUMMARY OF THE INVENTION

**[0003]** The present invention is defined in claims 1-12.

**[0004]** The present disclosure is directed to a cosmetic accessory comprising at least two cosmetic containers. The containers are pivotally attached to one another to provide convenient storage of separate cosmetic compositions. The pivot member may be arranged to connect the first and second containers side-by-side and one on top of the other. Each configuration may provide different form-factors for the user based on the user's use context.

**[0005]** The present disclosure is directed to a cosmetic accessory including at least two cosmetic containers. The at least two cosmetic containers include a first container having a first base and a second container having a second base. The first base is pivotally attached to the second base about a lateral pivot member. A first lid may sit atop the first base of the first container, and a second lid may sit atop the second base of the second container. The first container may be arranged to rotate up to approximately 180 degrees about the lateral pivot member relative to the second container. At least one cosmetic container selected from the at least two cosmetic containers may provide a mirror that may be arranged inside of an interior of a lid that may be connected to the at least

one cosmetic container. The at least two cosmetic containers may be arranged to form a closed configuration about the lateral pivot member. The at least two cosmetic containers may engage with one another to form a stable, closed configuration and may engage with one another utilizing male and female connectors. The at least two cosmetic containers may be stacked and may provide a form factor arrangement capable of being handheld by a user. The at least two cosmetic containers may each provide storage space and may form a modular arrangement. The at least two cosmetic containers may connect side-by-side and may connect one cosmetic container on top of another cosmetic container.

### BRIEF DESCRIPTION OF THE DRAWINGS

#### [0006]

FIG. 1 depicts a perspective view of a cosmetic accessory according to an example of the present disclosure;

FIG. 2 depicts a perspective view of a cosmetic accessory according to an example of the present disclosure;

FIG. 3 depicts a perspective view of a cosmetic accessory including open cosmetic containers according to an example of the present disclosure;

FIG. 4 depicts a perspective view of a cosmetic accessory including closed cosmetic containers according to an example of the present disclosure;

FIG. 5 depicts an exploded perspective view of a cosmetic accessory according to an example of the present disclosure;

FIG. 6 depicts a perspective view of a cosmetic accessory including closed and stacked cosmetic containers according to an example of the present disclosure;

FIG. 7 depicts a perspective view of a cosmetic accessory including stacked cosmetic containers with an open top cosmetic container according to an example of the present disclosure;

FIG. 8 depicts a perspective view of a cosmetic accessory including cosmetic containers with a lateral pivot angle according to an example of the present disclosure; and

FIG. 9 depicts a perspective view of a cosmetic accessory including open, stacked cosmetic containers according to an example of the present disclosure.

### DETAILED DESCRIPTION OF THE INVENTION

**[0007]** The cosmetic accessory of the present invention comprises at least two cosmetic containers. Fig. 1 shows the first container 1 and second container 2 with the first lid 10 in its open position. The first lid 10 may include a first mirror 13. The first container 1 includes a first puff 14 which is received by a first puff holder 15. The

first puff holder 15 is adapted to accommodate the same shape as the first puff 14, to keep it securely positioned, until it is used. The first puff holder 15 is supported by a first puff tray 16. The first puff tray 16 and first puff holder 15 may be fixed together or otherwise molded as a single form. The first puff tray 16 sits atop a first base 34. The first base 34 includes a first recess 36 which may facilitate opening of the first lid 10 by a user. Adjacent to the first container 1 is the second container 2, which is shown with a closed second lid 20. The second lid 20 sits atop a second base 40 which includes a second recess 44 to facilitate opening of the second lid 20.

**[0008]** Fig. 2 shows the first container 1 with its first lid 10 in the closed position. The closed first lid 10 sits atop the first base 34, which includes a first recess 36. The second container 2 is shown with the second lid 20 in the open position and including a second mirror 23. Also shown is a second puff 24 sitting atop a second puff holder 25. The second puff holder 25 is adapted to receive the second puff 24, to hold it securely until it is used. The second puff holder 25 is supported by a second puff tray 26. The second puff tray 26 may be fixed to the second puff holder 25 or they may be molded as a single form. The second base 40 includes a second recess 44 to facilitate opening of the second lid 20.

**[0009]** Fig. 3 shows the first container 1 and second container 2 in fully open positions. The first container 1 includes an open first lid 10 which includes a first mirror 13. The first puff 14 sits atop the first puff holder 15. As shown, the first puff holder 15 is open, exposing a first cosmetic composition 18. The first puff 14 may be applied to the first cosmetic composition 18 for delivery to a user's face. The first cosmetic composition 18 is housed in the first base 34. The first base 34 includes a first recess 36 which may facilitate opening the first lid 10 by a user. When the first puff tray 16 is closed, as is shown in Fig. 2, the closure forms an air-tight seal according to a variety of methods known in the art for sealing components. It should be appreciated that the air-tight seal improves or prevents the contents of the first container 1 and the second container 2 from drying out. The first interior lateral wall 45 faces the second interior lateral wall 46 of the second container 2. The second base 40 houses a second cosmetic composition 28 underneath the second puff tray 26. The second base 40 includes a second recess 44 which may facilitate opening the second lid 20. While in the open position, the second puff tray 26 supports the second puff holder 25, which secures the second puff 24. The open second container 2 includes a second mirror 23.

**[0010]** The term, "cosmetic composition" as used herein, may comprise make-up primers, make-up bases, liquid or solid foundations, concealers, lipsticks, lip glosses, powders, lip liners, eye shadows, blushers, twin cakes, UV protectors, lotions, creams, essences, or the like, but is not limited thereto. Further, "cosmetic compositions" may include product forms such as impregnated substrates. Such substrates, may be selected from, for

example, the group consisting of butadiene rubber (BR), styrene butadiene rubber (SBR), natural rubber (NR), natural rubber styrene butadiene rubber (NRSBR), acrylonitrile-butadiene rubber (NBR), liquid polyurethane, dry polyurethane, polyether, polyester, polyvinyl chloride vinyl, polyethylene, latex, silicone, polyvinyl alcohol (PVA), nitrile rubber, butyl rubber and neoprene or the like. The first cosmetic composition 18 and second cosmetic composition 28 may also be the same or different from one another.

**[0011]** Fig. 4 shows both the first container 1 and second container 2 with their first lids 10 and second lids 20, respectively, in closed positions. The first lid 10 sits atop the first base 34 which includes a first recess 36. The second lid 20 sits atop the second base 40 which includes a second recess 44.

**[0012]** Fig. 5 shows an exploded view of the first container 1 and second container 2. The first lid 10 includes a first lid latching member 9 and second lid latching member 12 therein. The first lid 10 also includes a first rear pivot member 11 which may attach to the first puff tray 16 and first base 34 to facilitate opening of each respective part. The first lid latching member 9 and second lid latching member 12 engage with the first front base latching member 32 and second front base latching member 33 of the first base 34 when the first lid 10 is closed. The first lid 10 may include a first mirror 13 for the convenience of a user. The first puff holder 15 is adapted to receive the first puff 14. The first puff tray 16 may include a first tray latching member 17 which engages with the first cosmetic composition tray latch 30 of the first cosmetic composition tray 19 when closed. The first cosmetic composition 18 is housed in the first cosmetic composition tray 19 and creates an air-tight seal when the first tray latching member 17 of the first puff tray 16 is engaged with the first cosmetic composition tray latch 30. The first base 34 includes a first front base latching member 32, second front base latching member 33, first lateral base latching member 31, and first interior lateral base latching member 35 therein. Also shown are the first recess 36 and a lateral pivot member 47. The lateral pivot member 47 attaches to the second base 40 (as is shown in Fig. 6) and may take the form of a hinge, a flexible plastic, flexible rubber, or other material or mount known in the art which facilitates pivotal motion.

**[0013]** The second container 2 includes a third lid latching member 8 and fourth lid latching member 22 which engage with the third front base latching member 39 and fourth front base latching member 42 of the second base 40, when the second lid 20 is closed. The second lid 20 also includes a second rear pivot member 21 which attaches to the second puff tray 26 and second base 40 to facilitate opening of each respective part. The second lid 20 may also include a second mirror 23. The second puff tray 26 is provided to support the second puff holder 25 which is adapted to receive the second puff 24. As shown, the first puff 14 and second puff 24 may be the different, as shown, or they may be the same. The first

puff holder 15 and second puff holder 25 may be adapted to receive the selected shape of the first puff 14 or second puff 24. The second cosmetic composition tray 29 includes a second tray latching member 27 which engages with the second cosmetic composition tray latch 38 to seal the second cosmetic composition 28 when closed. The second base 40 includes a second interior lateral base latching member 37, third front base latching member 39, fourth front base latching member 42 and second lateral base latching member 41 therein. Each of the latching members, herein, may comprise magnetic and/or mechanical latching means known in the art. It should be appreciated that side-by-side and stacked configurations of the first container 1 and the second container 2 may connect using magnets. A second recess 44 may be provided in the second base 40 to facilitate opening the second lid 20.

**[0014]** When configured side-by-side, according to any of Figs. 1-4, the first interior lateral base latching member 35 and second interior lateral base latching member 37, shown in Fig. 5, may engage with one another via the first interior lateral wall 45 and second interior lateral wall 46, shown in Fig. 3, to provide additional stability to this open configuration.

**[0015]** Fig. 6 shows the first container 1 and second container 2 when the units are closed about the lateral pivot member 47. In this position, the first container 1 and second container 2 are stacked upon one another. According to this position, the first lid 10 sits atop the first base 34 which, in turn, sits atop the second base 40 and the second lid 20. The first recess 36 and second recess 44 are visible in this view as well.

**[0016]** Fig. 7 shows the same configuration as Fig. 6. but depicts the first lid 10 and first puff tray 16 in their respective open positions. This configuration provides a more mobile or "on-the-go" format for a user. This form factor is more easily held in a user's hand than the configuration of Fig. 1, for example. Fig. 7 shows the first lid 10 in an open position, presenting the first mirror 13 for the user. The first puff 14 is received by the first puff holder 15, which is supported by the first puff tray 16. The first cosmetic composition 18 is housed in the first base 34. According to this configuration, the first base 34 is stacked atop the second base 40 and second lid 20 as they are collapsed about the lateral pivot member 47. The first container 1 may provide a first recess 36, and the second container 2 may provide a second recess 44.

**[0017]** Fig. 8 shows the first container 1 and second container 2 in closed positions as they rotate about the lateral pivot member 47. According to one configuration, the lateral pivot angle 48 may achieve about 180°, relative to the first base 34 and second base 40, to achieve the configuration according to Fig. 4, for example. According to an alternate configuration, the lateral pivot angle 48 may be about 0° relative to the first base 34 and second base 40, to achieve the configuration according to Fig. 6., for example. Fig. 8 shows the first lid 10 closed against the first base 34, which shows its first

recess 36 for facilitating opening the first lid 10. The second lid 20 is closed against the second base 40, which shows its second recess 44.

**[0018]** Fig. 9 shows the first container 1 and second container 2 with each respective first lid 10 and second lid 20 in open positions. The first lid 10 and second lid 20 are attached to their respective first base 34 and second base 40 via the respective first rear pivot member 11 and second rear pivot member 21. The first rear pivot member 11 and second rear pivot member 21 facilitate opening of the first lid 10 and second lid 20 relative to the first base 34 and second base 40. As shown, the first exterior lateral wall 51 and second exterior lateral wall 52 include the first lateral base latching member 31 and second lateral base latching member 41 shown in Fig. 5. Fig. 9 shows that when the first exterior lateral wall 51 and second exterior lateral wall 52 meet in a closed position, as shown in Fig. 6, for example, the first lateral base latching member 31 and second lateral base latching member 41 may engage to stabilize a closed configuration.

**[0019]** It should be appreciated that a cosmetic accessory may include at least two cosmetic containers that may provide a two-in-one package and/or delivery system. It should also be appreciated that the cosmetic accessory may be compact in size, provide an ergonomic design, and may provide a shape and size for ease of packing for traveling. It should further be appreciated that the cosmetic accessory may provide a side-by-side, individual, and stacked arrangement that may be easily connected and disconnected by a user.

**[0020]** It should be appreciated that a cosmetic accessory may be shaped similarly to a cube and may provide dimensions between approximately 3.5 centimeters (cm) to 6.2 cm, without departing from the present disclosure. It should be appreciated that a cosmetic accessory may have a height of approximately 3.7 cm, a width of approximately 5.7 cm, and a length of approximately 6.2 cm. It should be appreciated that the dimensions may be greater or less than the aforementioned dimensions without departing from the present disclosure. It should also be appreciated that the cosmetic accessory may be shaped to fit into a user's palm. It should further be appreciated that the cosmetic accessory may provide refillable and reusable cosmetic containers that may be customizable.

**[0021]** The dimensions and values disclosed herein are not to be understood as being strictly limited to the exact numerical values recited. Instead, unless otherwise specified, each such dimension is intended to mean both the recited value and a functionally equivalent range surrounding that value. For example, a dimension disclosed as "40 mm" is intended to mean "approximately 40 mm."

**[0022]** The citation of any document is not an admission that it is prior art with respect to any invention disclosed or claimed herein or that it alone, or in any combination with any other reference or references, teaches, suggests or discloses any such invention. Further,

to the extent that any meaning or definition of a term in this document conflicts with any meaning or definition of the same term in a document that has been referred to in the background of the invention, the meaning or definition assigned to that term in this document shall govern.

**[0023]** While particular examples of the present invention have been illustrated and described, it would be obvious to those skilled in the art that various other changes and modifications can be made. It is therefore intended to cover in the appended claims all such changes and modifications that are within the scope of this invention.

## Claims

1. A cosmetic accessory, comprising:  
at least two cosmetic containers including:

a first container (1) having a first base (34) and a first lid (10); and  
a second container (2) having a second base (40) and a second lid (20), wherein:

the first base (34) is pivotally attached to the second base (40) about a lateral pivot member (47); and

the first lid (10) also includes a first rear pivot member (11) which attaches to the first base (34) to facilitate opening of each respective part and the second lid (20) also includes a second rear pivot member (21) which attaches to the second base (40) to facilitate opening of each respective part;

### characterized in that

the first container (1) comprises a first puff tray (16) sitting atop the first base (34), the first puff tray (16) configured to support a first puff holder (15) and a first puff (14), wherein the first puff tray (16) forms an air tight seal for preventing the contents of first container (1) from drying out when the first puff tray (16) is closed; and  
the second container (2) comprises a second puff tray (26) sitting atop the second base 40, the second puff tray (26) configured to support a second puff holder (25) and a second puff (24), wherein the second puff tray (26) forms an air tight seal for preventing the contents of second container (2) from drying out when the second puff tray (26) is closed.

2. The cosmetic accessory of claim 1, wherein the first container (1) is arranged to rotate up to 180 degrees about the lateral pivot member (47) relative to the second container (2).

3. The cosmetic accessory of claim 1 or claim 2, wherein at least one cosmetic container selected from the at least two cosmetic containers provides a mirror (14, 23) inside of an interior of a lid (10, 20), the lid (10, 20) secured to the at least one cosmetic container.

4. The cosmetic accessory of any preceding claim, wherein the at least two cosmetic containers (1, 2) are arranged to form a closed configuration about the lateral pivot member (47).

5. The cosmetic accessory of any preceding claim, wherein the at least two cosmetic containers (1, 2) engage with one another in a stacked arrangement.

6. The cosmetic accessory of claim 5, wherein the at least two cosmetic containers (1, 2) engage with one another utilizing male and female connectors.

7. The cosmetic accessory of any preceding claim, wherein the at least two cosmetic containers (1, 2) are identical in shape and size.

8. The cosmetic accessory of any of claims 1 to 6, wherein the at least two cosmetic containers (1, 2) are different in shape and size.

9. The cosmetic accessory of any preceding claim, wherein the at least two cosmetic containers (1, 2) each provide storage space.

10. The cosmetic accessory of any preceding claim, wherein the at least two cosmetic containers (1, 2) form a modular arrangement capable of connecting side-by-side when in the open configuration.

11. The cosmetic accessory of any preceding claim, wherein the first base (34) houses a first cosmetic composition (18).

12. The cosmetic accessory of any preceding claim, wherein the second base (40) houses a second cosmetic composition (28).

## Patentansprüche

1. Kosmetikzubehör, umfassend:  
mindestens zwei Kosmetikbehälter, die einschließen:

einen ersten Behälter (1), der eine erste Basis (34) und einen ersten Deckel (10) aufweist; und  
einen zweiten Behälter (2), der eine zweite Basis (40) und einen zweiten Deckel (20) aufweist, wobei:

die erste Basis (34) an der zweiten Basis (40) um ein seitliches Schwenkelement (47) schwenkbar befestigt ist; und der erste Deckel (10) ebenso ein erstes hinteres Schwenkelement (11) einschließt, das an der ersten Basis (34) befestigt ist, um ein Öffnen jedes jeweiligen Teils zu erleichtern, und der zweite Deckel (20) ebenso ein zweites hinteres Schwenkelement (21) einschließt, das an der zweiten Basis (40) befestigt ist, um das Öffnen jedes jeweiligen Teils zu erleichtern;

**dadurch gekennzeichnet, dass**

der erste Behälter (1) eine erste Quastenschale (16) umfasst, die auf der ersten Basis (34) aufsitzt, wobei die erste Quastenschale (16) konfiguriert ist, um einen ersten Quastenhalter (15) und eine erste Quaste (14) zu tragen, wobei die erste Quastenschale (16) einen luftdichten Verschluss ausbildet, um zu verhindern, dass der Inhalt des ersten Behälters (1) austrocknet, wenn die erste Quastenschale (16) geschlossen ist; und

der zweite Behälter (2) eine zweite Quastenschale (26) umfasst, die auf der zweiten Basis (40) aufsitzt, wobei die zweite Quastenschale (26) konfiguriert ist, um einen zweiten Quastenhalter (25) und eine zweite Quaste (24) zu tragen, wobei die zweite Quastenschale (26) einen luftdichten Verschluss ausbildet, um zu verhindern, dass der Inhalt des zweiten Behälters (2) austrocknet, wenn die zweite Quastenschale (26) geschlossen ist.

2. Kosmetikzubehör nach Anspruch 1, wobei der erste Behälter (1) angeordnet ist, um sich um bis zu 180 Grad um das seitliche Schwenkelement (47) relativ zu dem zweiten Behälter (2) zu drehen.
3. Kosmetikzubehör nach Anspruch 1 oder 2, wobei mindestens ein Kosmetikbehälter, der aus den mindestens zwei Kosmetikbehältern ausgewählt ist, einen Spiegel (14, 23) innerhalb eines Innenraums eines Deckels (10, 20) bereitstellt, wobei der Deckel (10, 20) an dem mindestens einen Kosmetikbehälter gesichert ist.
4. Kosmetikzubehör nach einem der vorstehenden Ansprüche, wobei die mindestens zwei Kosmetikbehälter (1, 2) angeordnet sind, um eine geschlossene Konfiguration um das seitliche Schwenkelement (47) auszubilden.
5. Kosmetikzubehör nach einem der vorstehenden Ansprüche, wobei die mindestens zwei Kosmetikbehälter (1, 2) in einer gestapelten Anordnung miteinander

inander in Eingriff stehen.

6. Kosmetikzubehör nach Anspruch 5, wobei die mindestens zwei Kosmetikbehälter (1, 2) unter Verwendung von Stecker- und Buchsenverbindern miteinander in Eingriff stehen.
7. Kosmetikzubehör nach einem der vorstehenden Ansprüche, wobei die mindestens zwei Kosmetikbehälter (1, 2) in Form und Größe identisch sind.
8. Kosmetikzubehör nach einem der Ansprüche 1 bis 6, wobei die mindestens zwei Kosmetikbehälter (1, 2) eine unterschiedliche Form und Größe aufweisen.
9. Kosmetikzubehör nach einem der vorstehenden Ansprüche, wobei die mindestens zwei Kosmetikbehälter (1, 2) jeweils Stauraum bereitstellen.
10. Kosmetikzubehör nach einem der vorstehenden Ansprüche, wobei die mindestens zwei Kosmetikbehälter (1, 2) eine modulare Anordnung ausbilden, die in der Lage ist, in der geöffneten Konfiguration aneinander verbunden zu werden.
11. Kosmetikzubehör nach einem der vorstehenden Ansprüche, wobei die erste Basis (34) eine erste kosmetische Zusammensetzung (18) beinhaltet.
12. Kosmetikzubehör nach einem der vorstehenden Ansprüche, wobei die zweite Basis (40) eine zweite kosmetische Zusammensetzung (28) beinhaltet.

**Revendications**

1. Accessoire pour cosmétique, comprenant :  
au moins deux contenants pour cosmétique comportant :

un premier contenant (1) ayant une première base (34) et un premier couvercle (10) ; et  
un second contenant (2) ayant une seconde base (40) et un second couvercle (20), dans lequel :

la première base (34) est fixée de manière pivotante à la seconde base (40) autour d'un élément pivot latéral (47) ; et le premier couvercle (10) comporte également un premier élément pivot arrière (11) qui s'attache à la première base (34) pour faciliter l'ouverture de chaque partie respective et le second couvercle (20) comporte également un second élément pivot arrière (21) qui s'attache à la seconde base (40) pour faciliter l'ouverture de chaque partie respective ;  
**caractérisé en ce que**

- le premier contenant (1) comprend un premier plateau de houpette (16) reposant sur la première base (34), le premier plateau de houpette (16) étant conçu pour supporter un premier support de houpette (15) et une première houpette (14), dans lequel le premier plateau de houpette (16) forme un joint étanche à l'air pour empêcher le contenu du premier contenant (1) de se dessécher lorsque le premier plateau de houpette (16) est fermé ; et le second contenant (2) comprend un second plateau de houpette (26) reposant sur la seconde base 40, le second plateau de houpette (26) étant conçu pour supporter un second support de houpette (25) et une seconde houpette (24), dans lequel le second plateau de houpette (26) forme un joint étanche à l'air pour empêcher le contenu du second contenant (2) de se dessécher lorsque le second plateau de houpette (26) est fermé.
2. Accessoire pour cosmétique selon la revendication 1, dans lequel le premier contenant (1) est agencé pour tourner jusqu'à 180 degrés autour de l'élément pivot latéral (47) par rapport au second contenant (2).
  3. Accessoire pour cosmétique selon la revendication 1 ou la revendication 2, dans lequel au moins un contenant pour cosmétique choisi parmi les au moins deux contenants pour cosmétique fournit un miroir (14, 23) à l'intérieur d'un intérieur d'un couvercle (10, 20), le couvercle (10, 20) étant fixé à l'au moins un contenant pour cosmétique.
  4. Accessoire pour cosmétique selon l'une quelconque revendication précédente, dans lequel les au moins deux contenants pour cosmétique (1, 2) sont agencés de manière à former une configuration fermée autour de l'élément pivot latéral (47).
  5. Accessoire pour cosmétique selon l'une quelconque revendication précédente, dans lequel les au moins deux contenants pour cosmétique (1, 2) viennent en prise l'un avec l'autre dans un agencement empilé.
  6. Accessoire pour cosmétique selon la revendication 5, dans lequel les au moins deux contenants pour cosmétique (1, 2) viennent en prise l'un avec l'autre en utilisant des liaisons mâles et femelles.
  7. Accessoire pour cosmétique selon l'une quelconque revendication précédente, dans lequel les au moins deux contenants pour cosmétique (1, 2) sont de forme et de taille identiques.
  8. Accessoire pour cosmétique de l'une quelconque des revendications 1 à 6, dans lequel les au moins deux contenants pour cosmétique (1, 2) sont de forme et de taille différentes.
  9. Accessoire pour cosmétique selon l'une quelconque revendication précédente, dans lequel les au moins deux contenants pour cosmétique (1, 2) fournissent chacun un espace de stockage.
  10. Accessoire pour cosmétique selon l'une quelconque revendication précédente, dans lequel les au moins deux contenants pour cosmétique (1, 2) forment un agencement modulaire capable de se lier côte à côte lorsqu'ils sont en configuration ouverte.
  11. Accessoire pour cosmétique selon l'une quelconque revendication précédente, dans lequel la première base (34) contient une première composition cosmétique (18).
  12. Accessoire pour cosmétique selon l'une quelconque revendication précédente, dans lequel la seconde base (40) contient une seconde composition cosmétique (28).

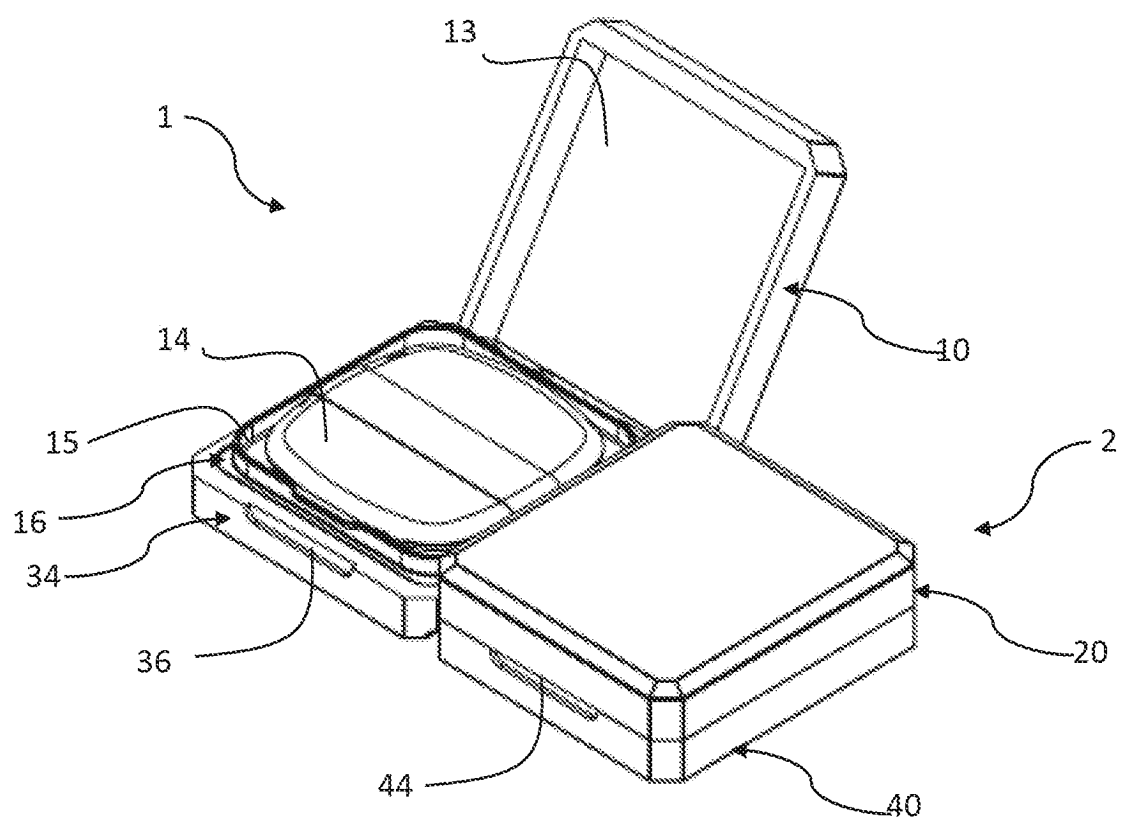


Fig. 1



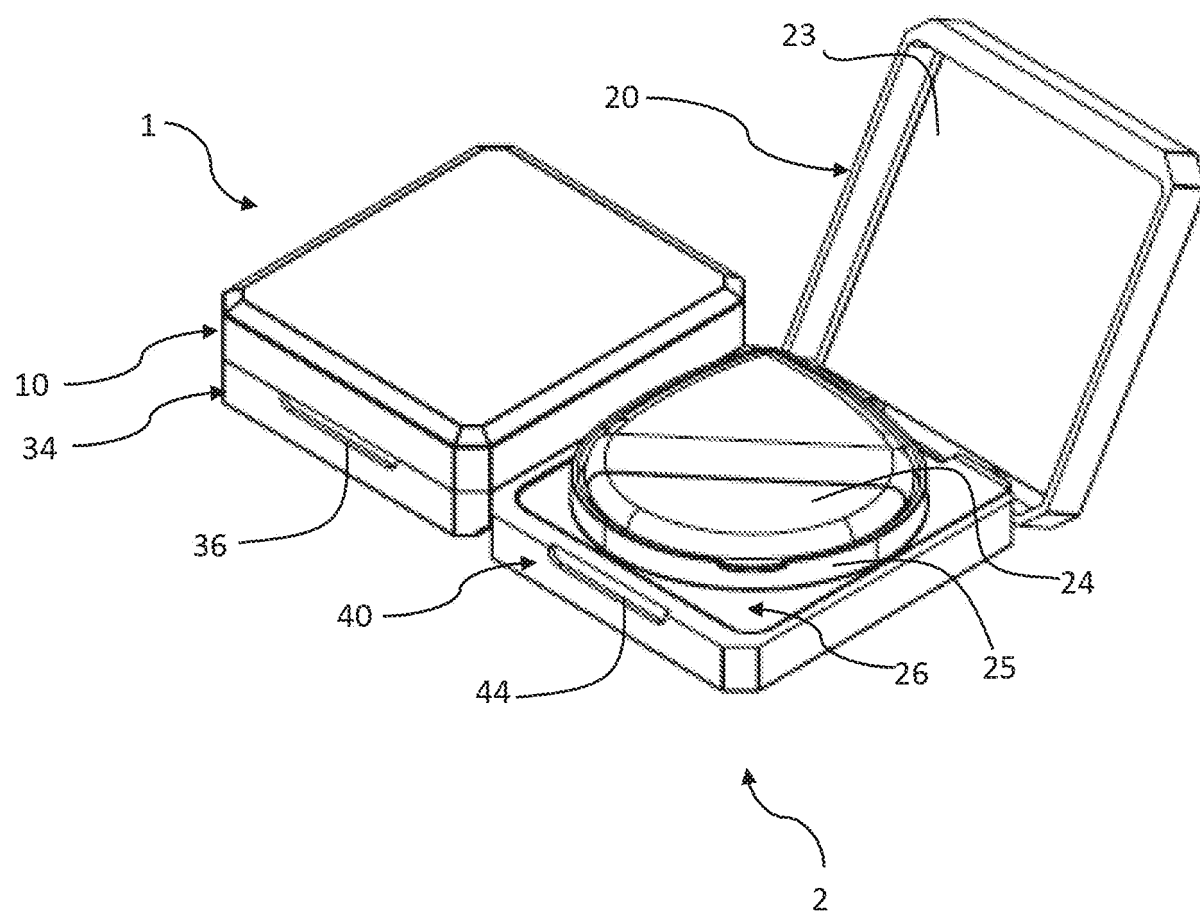


Fig. 2

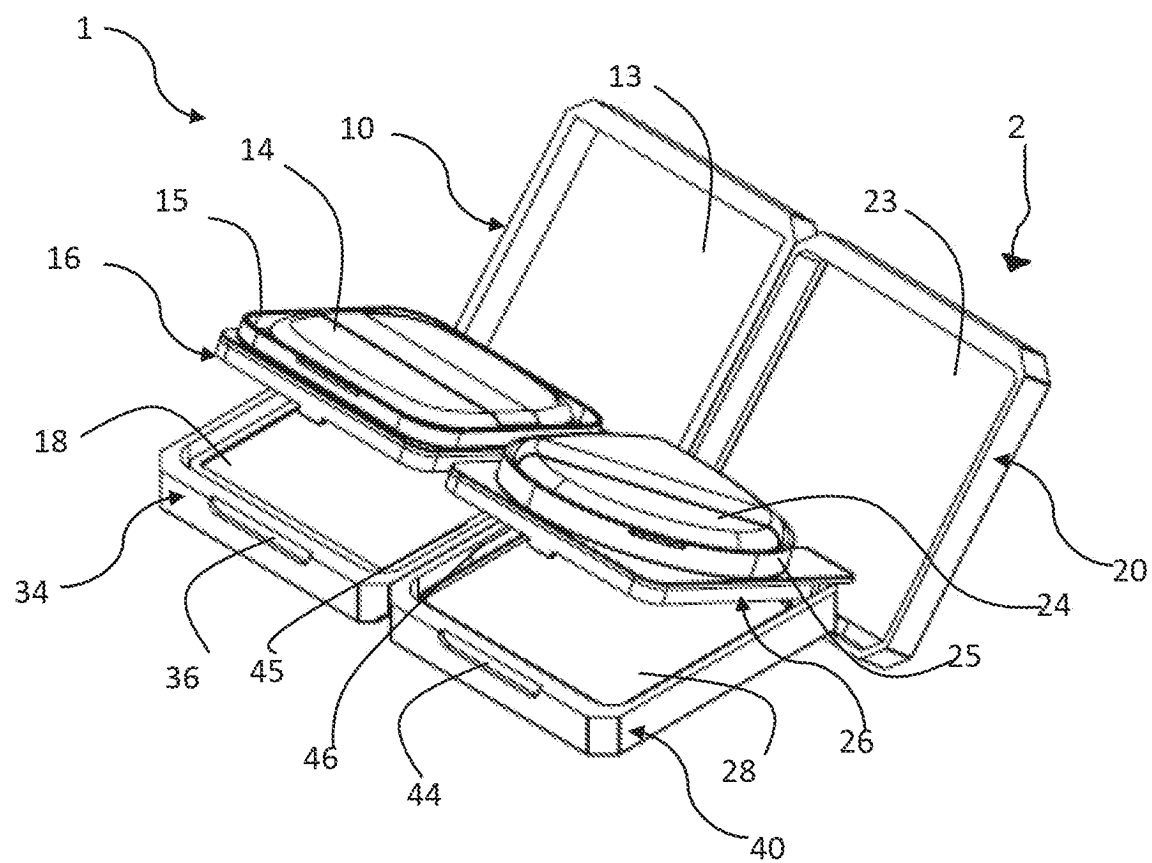


Fig. 3

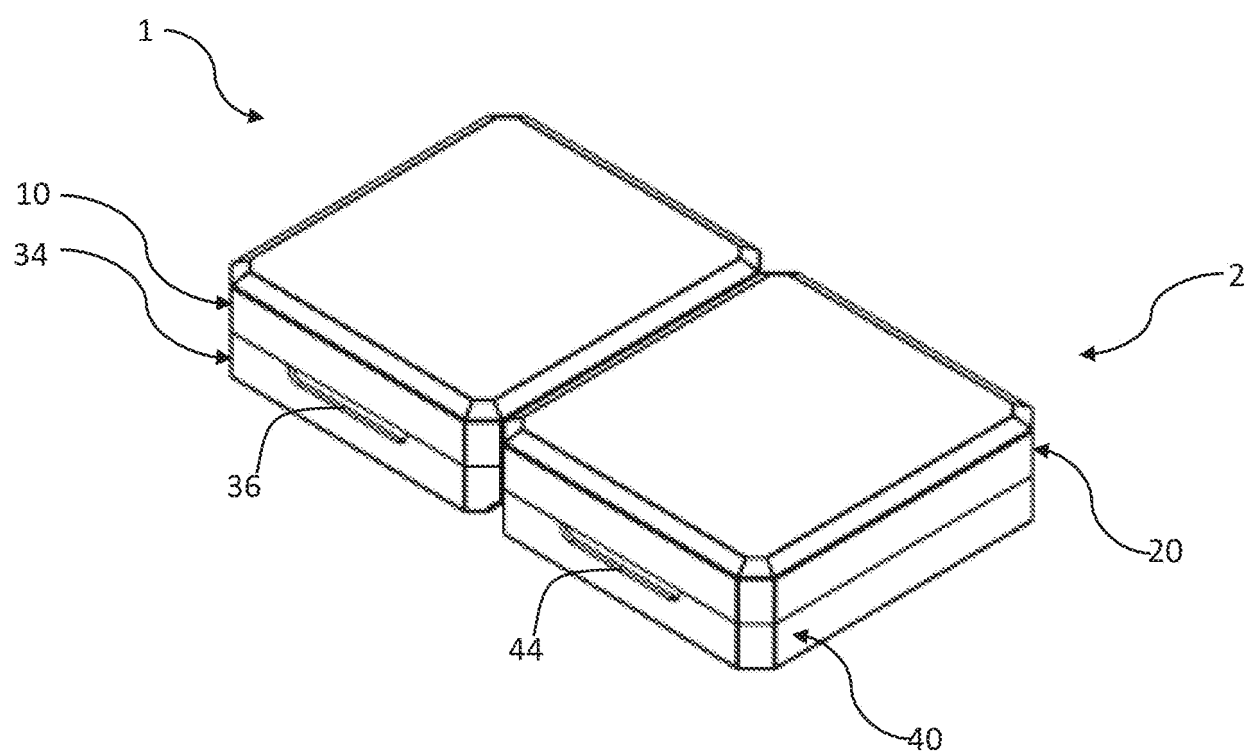


Fig. 4

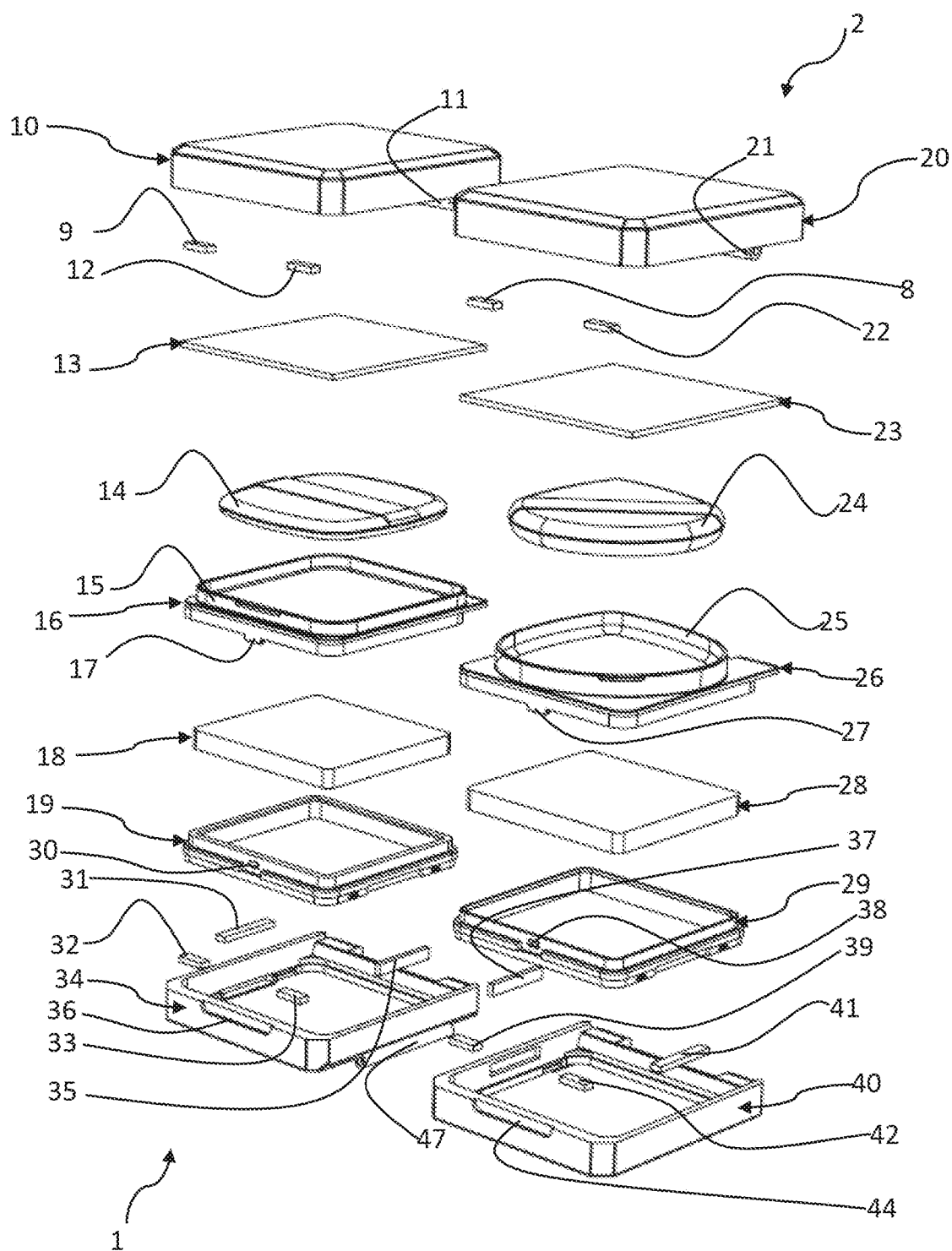


Fig. 5

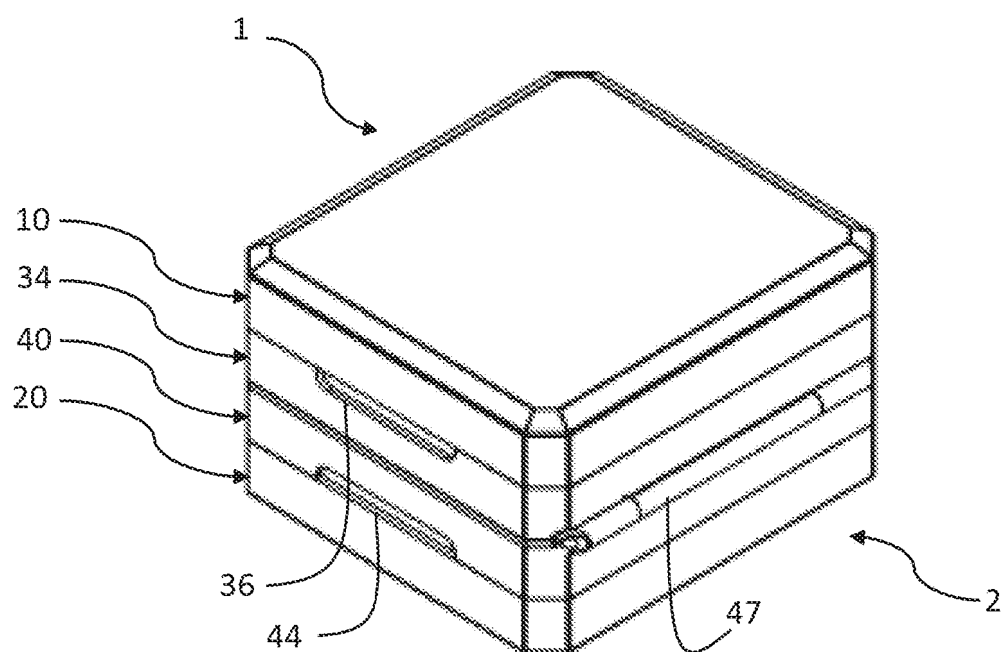


Fig. 6

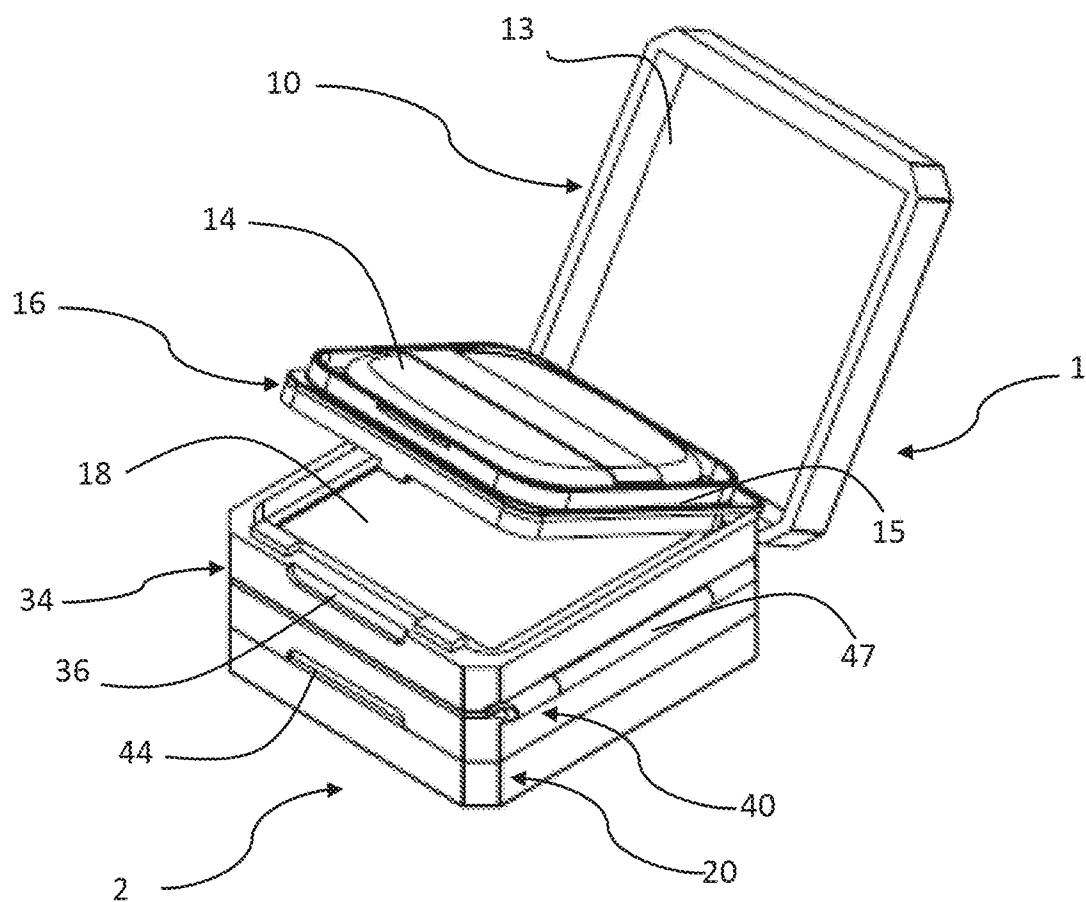


Fig. 7

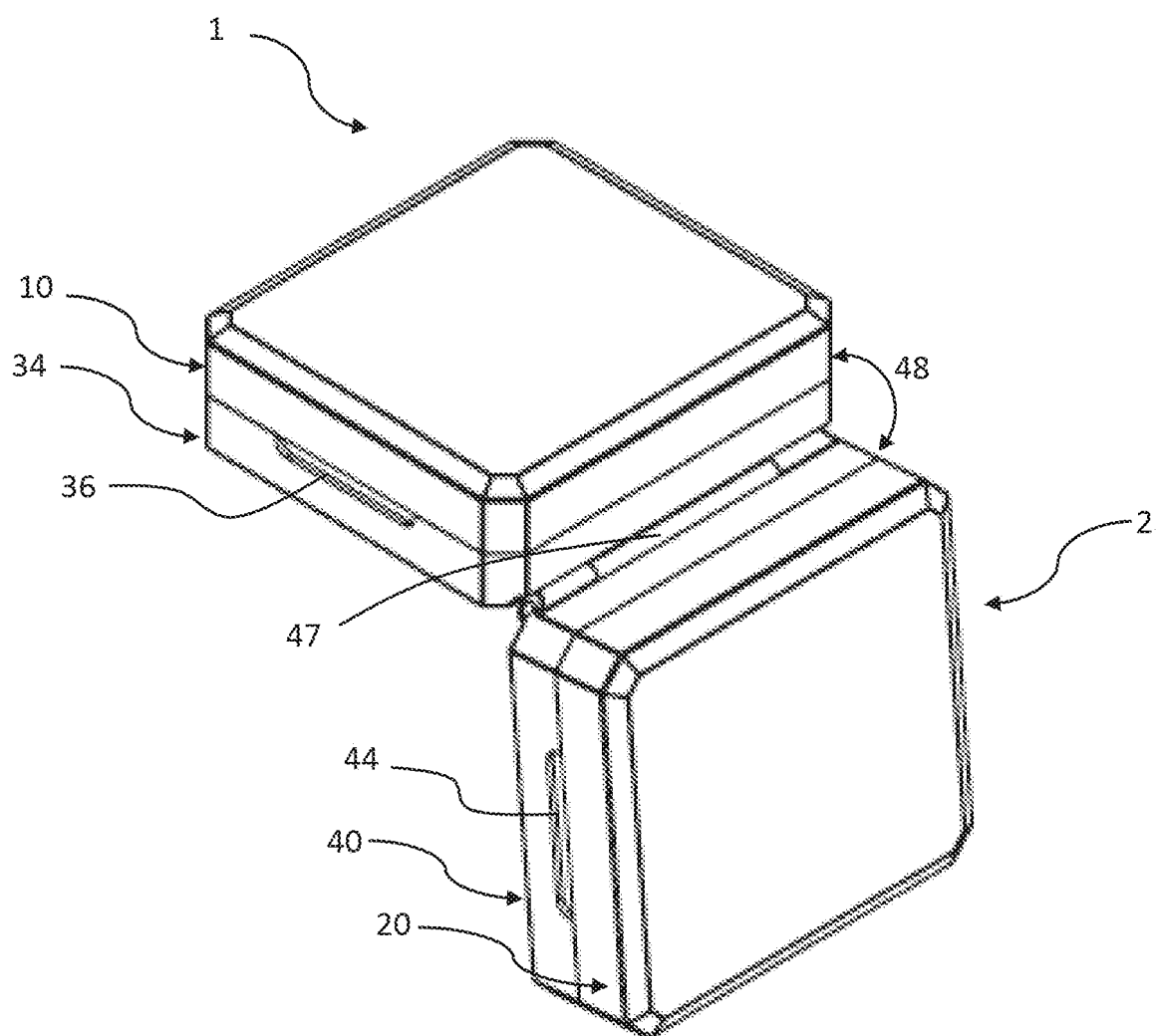


Fig. 8

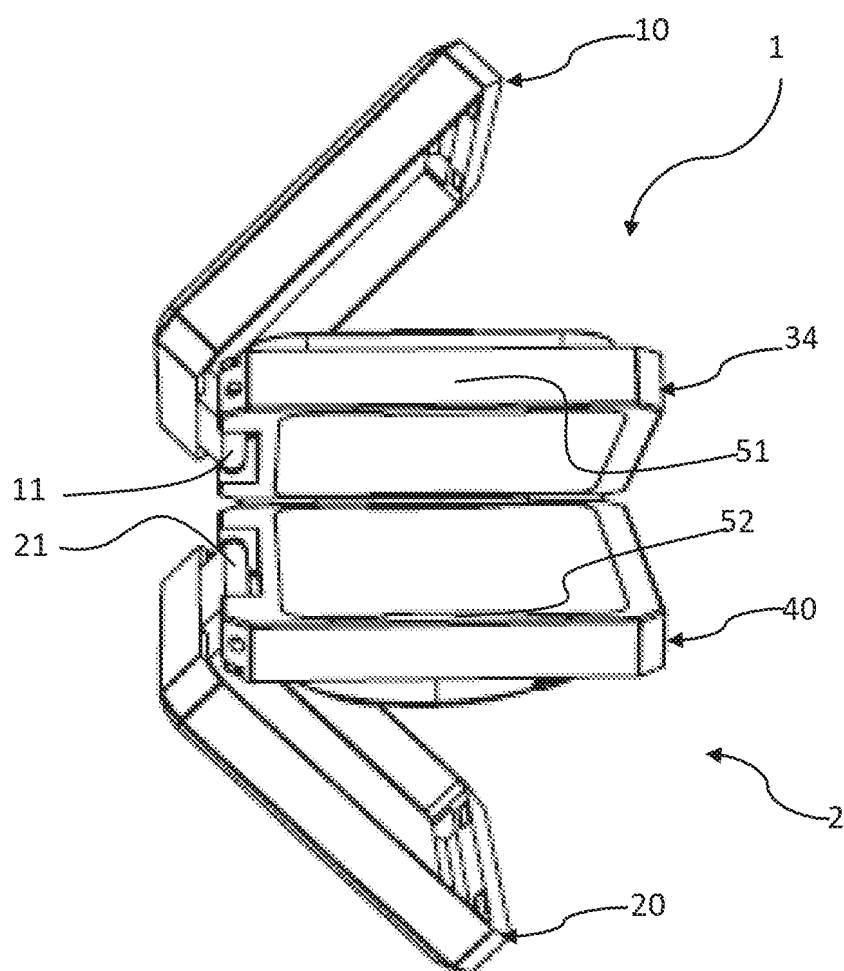


Fig. 9



**REFERENCES CITED IN THE DESCRIPTION**

*This list of references cited by the applicant is for the reader's convenience only. It does not form part of the European patent document. Even though great care has been taken in compiling the references, errors or omissions cannot be excluded and the EPO disclaims all liability in this regard.*

**Patent documents cited in the description**

- WO 2008056877 A [0002]
- JP S58177012 B [0002]