



(12) **EUROPEAN PATENT APPLICATION**  
published in accordance with Art. 153(4) EPC

(43) Date of publication:  
**01.12.2021 Bulletin 2021/48**

(51) Int Cl.:  
**A41D 27/00** (2006.01) **A41D 15/04** (2006.01)  
**A41D 15/00** (2006.01)

(21) Application number: **19911040.4**

(86) International application number:  
**PCT/CN2019/000259**

(22) Date of filing: **24.12.2019**

(87) International publication number:  
**WO 2020/150851 (30.07.2020 Gazette 2020/31)**

(84) Designated Contracting States:  
**AL AT BE BG CH CY CZ DE DK EE ES FI FR GB GR HR HU IE IS IT LI LT LU LV MC MK MT NL NO PL PT RO RS SE SI SK SM TR**  
Designated Extension States:  
**BA ME**  
Designated Validation States:  
**KH MA MD TN**

• **Feng, Yuzhang**  
**Beijing 100102 (CN)**

(72) Inventors:  
• **Li, Luying**  
**Shanxi 03000 (CN)**  
• **Feng, Yuzhang**  
**Beijing 100102 (CN)**

(30) Priority: **25.01.2019 CN 201910070336**

(74) Representative: **Demski, Siegfried**  
**Demski & Nobbe**  
**Patentanwälte**  
**Mülheimer Strasse 210**  
**47057 Duisburg (DE)**

(71) Applicants:  
• **Li, Luying**  
**Shanxi 03000 (CN)**

(54) **CLOTHING LENGTHENING FABRIC USABLE AS HANDBAG OR VEST**

(57) This invention relates to a garment lengthening piece that can be used as a handbag or a vest. It includes a sheet-shaped body. The sheet-shaped body includes a first side, a second side, a third side, and a fourth side that are connected end to end in sequence; The second side and the fourth side are connected together to make a cylindrical as first connector; Arranged at or near the first side, a second connector can be formed on the first side as shown to close the cylindrical bottom. A band-shaped part connected to the third side or near the third side. A third connecting piece that is arranged on the first side or the third side which can be connected to the lower part of the garment. The clothing extension piece that can be used as a handbag or a vest provided by this invention can extend the length of the clothing without needing to carry more clothes to meet people's needs. When it is not needed, it can also be carried as a handbag. When the upper part of the body needs to be kept warm, it can be worn as a vest, which realizes multi-purpose and can greatly meet the convenience requirements of people.

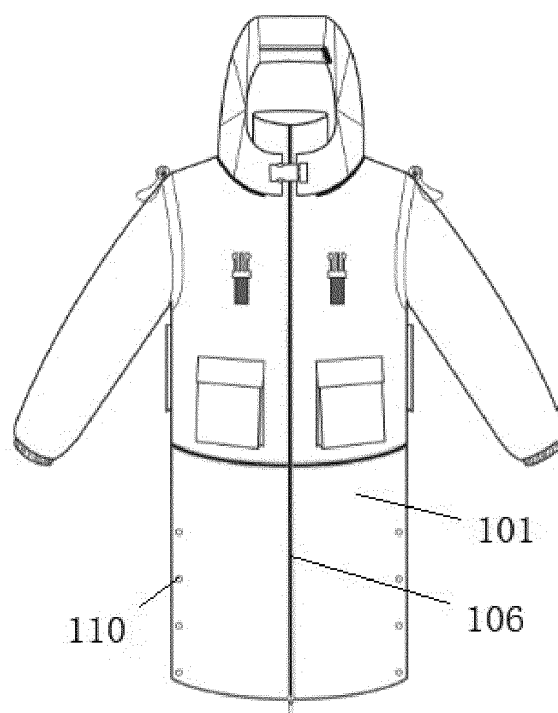


Figure 1

## Description

### Technical field

[0001] This invention relates to the technical field of daily necessities manufacturing, and more specifically, to a garment extension piece that can be used as a handbag or a vest.

### Background

[0002] With the improvement of people's living standards, people have growing requirements for the convenience of travel. However, people usually need to carry extra bags for emergency use during travel. Especially when the weather condition changes, it is often necessary to take an extra bag to carry the clothes, which brings great inconvenience to people's travel.

[0003] How to improve people's travel convenience has always been one of the topics studied by technicians in this field.

### Contents of the invention

[0004] In view of the above-mentioned problems, this invention aims to provide a garment extension piece that can be used as a handbag or a vest, which can solve the technical problem of inconvenience in the current situation.

[0005] In order to achieve the above objectives, the present invention adopts the following technical solutions:

The present invention discloses a garment extension sheet that can be used as a handbag or a vest, which includes:

The first side, the second side, the third side and the fourth side connected end to end in sequence;  
The second side and the fourth side are connected together to make a cylindrical as first connector;  
Arranged on the first side or close to the first side, it can form a second connector that closes the cylindrical bottom on the first side as shown;  
A band-shaped part connected to the third side or near the third side;  
A third connector that is arranged on the first side or the third side which can be connected to the lower part of the garment.

[0006] Further, the band-shaped part is detachably connected to the third side.

[0007] Further, fourth connector is provided at a quarter distance from both ends of the third side, and both ends of the band-shaped part are detachably connecting the fourth connector.

[0008] Further, when connected to the lower edge of the garment, the second connector is located at the front centerline of the garment.

[0009] Further, there are two sheet-shaped parts, and the end of the sheet-shaped part is rotatably mounted on the third side. When the sheet-shaped part is perpendicular to the third side, the elongated piece forms the body of the vest, and the sheet-shaped part forms the shoulder strap of the vest.

[0010] Further, a secondary bag is provided on the sheet-shaped part.

[0011] Further, the third side is provided with an adjustment string that can make the third side folds stretch and contract.

[0012] Further, the sheet-shaped part is provided with adjusting part that can change the size of the cylindrical circumference at corresponding positions on both sides.

[0013] Further, the adjusting part is a zipper, and there is an adjusting distance between the two sides of the zipper, and after the zipper is closed, the cylindrical circumference of the band-shaped part is determined.

[0014] Further, the first connector, the second connector and the third connector are all zippers.

[0015] The benefits of this invention are:  
The clothing extension piece provided by the present invention can be used as a handbag or a vest. After being connected to the lower part of the clothing, the length of the clothing can be lengthened, and there is no need to carry more clothes. When there is no need for clothes, it can also be carried as a bag. When the upper part of the body needs to be kept warm, it can also be worn as a vest, which achieves multi-purpose and can greatly meet people's need for the convenience.

### Descriptions of the attached figures

[0016]

Fig.1 and Fig.2 Structure 1 of the invention

Fig.3 and Fig.4 Structure 2 of the invention

Fig.5 and Fig.6 Structure 3 of the invention

Fig.7 and Fig.8 Structure 4 of the invention

Fig.9 and Fig. 10 Structure 5 of the invention

Fig.11 and Fig. 12 Structure 6 of the invention

Fig. 13 Structure 7 of the invention

### Specific implementation methods:

[0017] In order to make the objectives, technical solutions, and advantages of the present invention clearer, the following further describes the present invention in detail with reference to the accompanying drawings and embodiments. It should be understood that the specific embodiments described here are only used to explain the present invention, but not used to confine the inven-

tion.

**[0018]** As shown in Figures 1 to 13, an embodiment of the present invention discloses a garment extension piece that can be used as a handbag or a vest, which includes a sheet-shaped body (101). As shown in Fig.1, the sheet-shaped body (101) includes:

The first side (102), the second side (103), the third side (104) and the fourth side (105) are connected end to end in sequence;

The second side (103) and the fourth side (105) can be connected together so that the sheet-shaped body (101) becomes a cylindrical functioning as first connector (106);

Arranged on the first side (102), and can form a second connector (107) that closes the cylindrical bottom on the first side as shown;

A band-shaped part (109) connected to the third side (104) or near the third side (104);

A third connecting piece (108) that is arranged on the first side (102) or the third side (104) which can be connected to the lower part of the garment;

Preferably, when connected to the lower edge of the garment, the second connector (107) is located at the front center line of the garment;

The clothing extension piece provided in this embodiment that can be used as a clothing extension piece by connecting the third connector to the lower part of the garment, and then one can choose to link the first connector to form an elongated garment as shown in Figures 1 to 4, the top of which can be a T-shirt or a jacket; when used as a bag, the first connector and the second connector are connected separately, and the band-shaped part is used as the carrying strap of the bag as shown in Figures 5 to 10; when used as a vest, the first connector is connected, the band-shaped part exists as a shoulder strap, as shown in Figure 11-12.

**[0019]** In some preferred embodiments of this invention, the belt-shaped part (109) is detachably connected to the third side (104). When used as a clothing extension piece, the belt-shaped part can be removed to avoid the extra material on the clothing to affect the convenience and aesthetics of the clothing, and it can also exist as an ornament without removing it.

**[0020]** In some preferred embodiments of the present invention, a fourth connector is provided at a quarter distance from both ends of the third side (104), and both ends of the band-shaped part (109) are detachably connected to the fourth side. When used as a messenger bag, a longer strap is required. At this time, it is better to

use a detachable band-shaped part. In specific, the fourth connector can be a detachable connection method of the strap in the prior art. The band-shaped part is provided with a connecting part matching the fourth connector to realize the connection. Preferably, as shown in Fig. 9 and Fig. 10, the third side (104) is provided with an adjustment string (112) that can make the third side (104) fold and expand.

**[0021]** It can also be designed as a double-belt bag as shown in Figures 5 to 8, that is, after the second connector is linked, it can form a flat bag as shown in Figures 5 to 6, which can hold documents and other items, or after the second connecting pieces are linked, a bag with a certain thickness is formed as shown in Figure 7-8. This design only needs to set the second connector at a position that is half the thickness of the bag from the first side. After the second connector is connected, a bag with a certain thickness can be formed.

**[0022]** In some preferred embodiments of the present invention, the sheet-shaped part (101) is provided with a secondary bag (111). When used as a handbag, it provides a variety of storage requirements. The secondary bag (111) can be set as shown in Fig. 8 and Fig.10. The position can also be set in other suitable positions, which can be closed by a zipper, or can be set as a common open secondary bag or a snap secondary bag. The secondary bag's opening can be set outside the bag or inside the bag.

**[0023]** As shown in Fig.11 and Fig.12, in some preferred embodiments of the present invention, there are two band-shaped parts (109), and their ends are rotatably mounted on the third side (104). When the band-shaped part (109) is perpendicular to the third side (104), the elongated piece forms the body of the vest, and the band-shaped part (109) forms the shoulder strap of the vest.

**[0024]** In some preferred embodiments of the present invention, the sheet-shaped part (101) is provided with adjustment part (110) that can adjust the size of the cylindrical circumference at corresponding positions on both sides of the body. Further preferably, the adjusting part (110) is a zipper with an adjusting distance between two sides of the zipper. After the zipper is closed, the cylindrical perimeter of the sheet-shaped part (101) is shortened by the adjusting distance. It can also be set as a drawstring for adjustment. When used as a vest, it can be more adapted to the shape of the human body. The shape of the cylindrical body can be matched with the shape of the upper body of the human to achieve fitness effect. When used as a bag, one can adjust the size of the bag to meet different dressing requirements.

**[0025]** In some preferred embodiments of the present invention, the first connector (106), the second connector (107) and the third connector (108) are preferably all zippers, and may also be a snap connection, a button connection, magnetic buckle connection, hook and loop fastener, etc.

**[0026]** The foregoing descriptions are only preferred embodiments of this invention, and are not used to con-

fine the scope of implementation of this invention. Any modification or equivalent replacement of the present invention without departing from the principles and scope shall be covered by the protection scope of the claims of this invention.

### Claims

1. A clothing extension piece that can be used as a handbag or a vest, **characterized in that** it comprises a sheet-shaped body, and it includes:

The first side, the second side, the third side and the fourth side connected end to end in sequence;

The second side and the fourth side are connected together to make a cylindrical as first connector;

Arranged on the first side or close to the first side, and can form a second connector that closes the cylindrical bottom on the first side as shown;

A band-shaped part connected to the third side or near the third side.

A third connecting piece that is arranged on the first side or the third side which can be connected to the lower part of the garment.

2. According to the elongated sheet described in Claim 1, wherein the band-shaped part is detachably connected to the third side.
3. According to the elongated sheet described in Claim 1, wherein a fourth connection is provided at a quarter distance from both ends of the third side, and both ends of the band-shaped part are detachably connecting the fourth connector.
4. According to the elongated sheet described in Claim 1, wherein when connected to the lower edge of the garment, the second connector is located at the front centerline of the garment.
5. According to the elongated sheet described in Claim 1, wherein there are two band-shaped parts, and the end of the band-shaped part is rotatably mounted on the third side. When the band-shaped part is perpendicular to the third side, the elongated piece forms the body of the vest, and the band-shaped part forms the shoulder strap of the vest.
6. According to the elongated sheet described in Claim 5, wherein a secondary bag is provided on the sheet-shaped part.
7. According to the elongated sheet described in Claim 5, wherein the third side is provided with an adjust-

ment string that can make the third side folds stretch and contract.

8. According to the elongated sheet described in Claim 4, wherein the sheet-shaped part is provided with adjusting part that can change the size of the cylindrical circumference at corresponding positions on both sides.
9. According to the elongated sheet described in Claim 8, wherein the adjusting part is a zipper, and there is an adjusting distance between the two sides of the zipper, and after the zipper is closed, the cylindrical circumference of the sheet-shaped part is determined.
10. According to the elongated sheet described in Claim 1, wherein the first connector, the second connector and the third connector are all zippers.

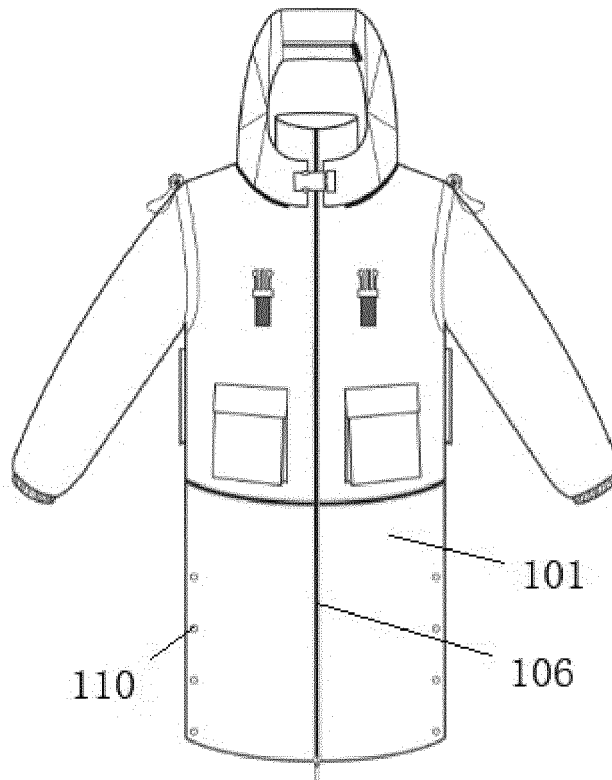


Figure 1

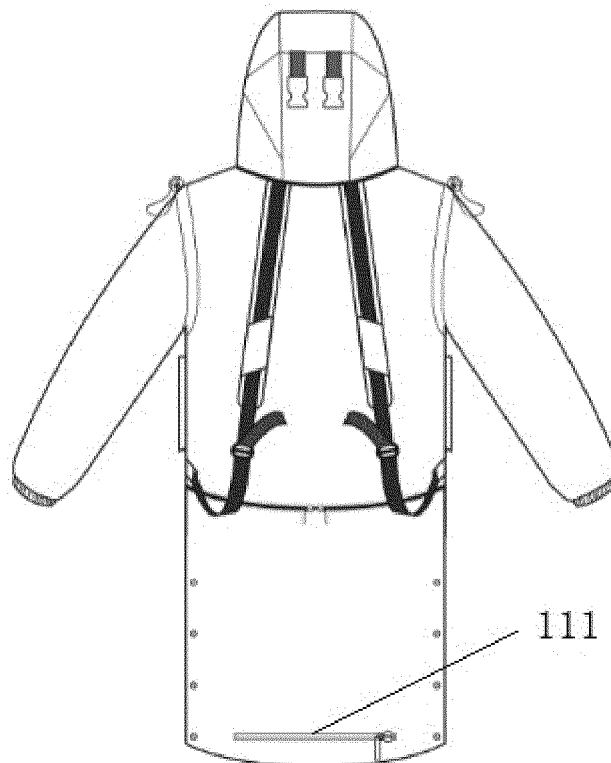


Figure 2

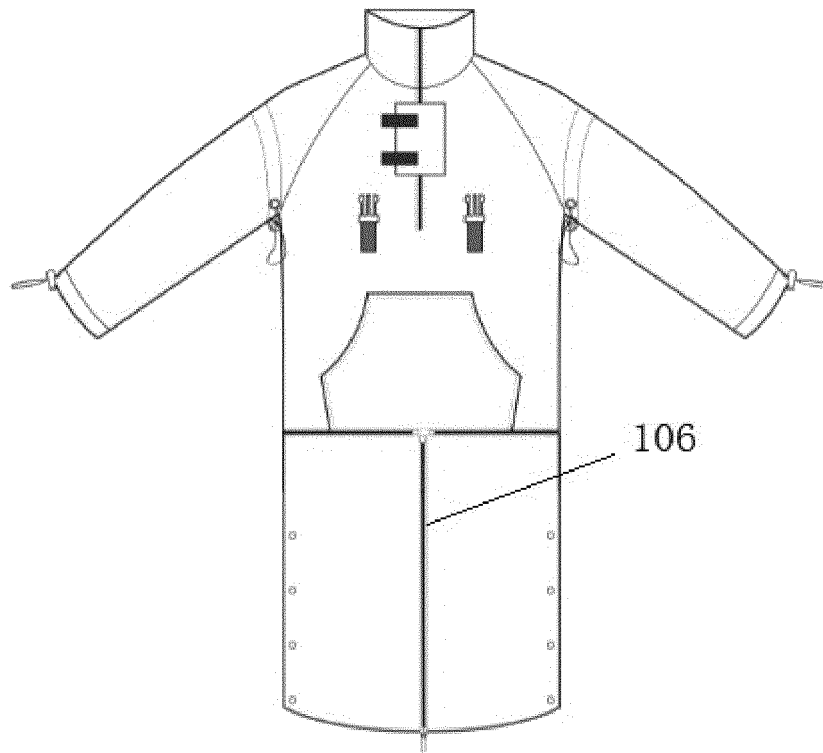


Figure 3

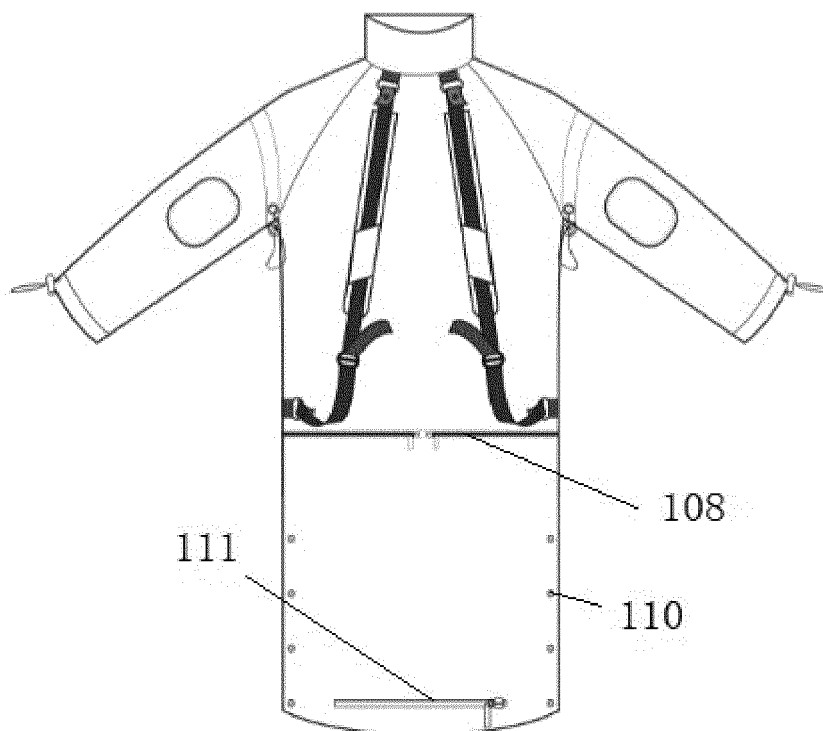


Figure 4

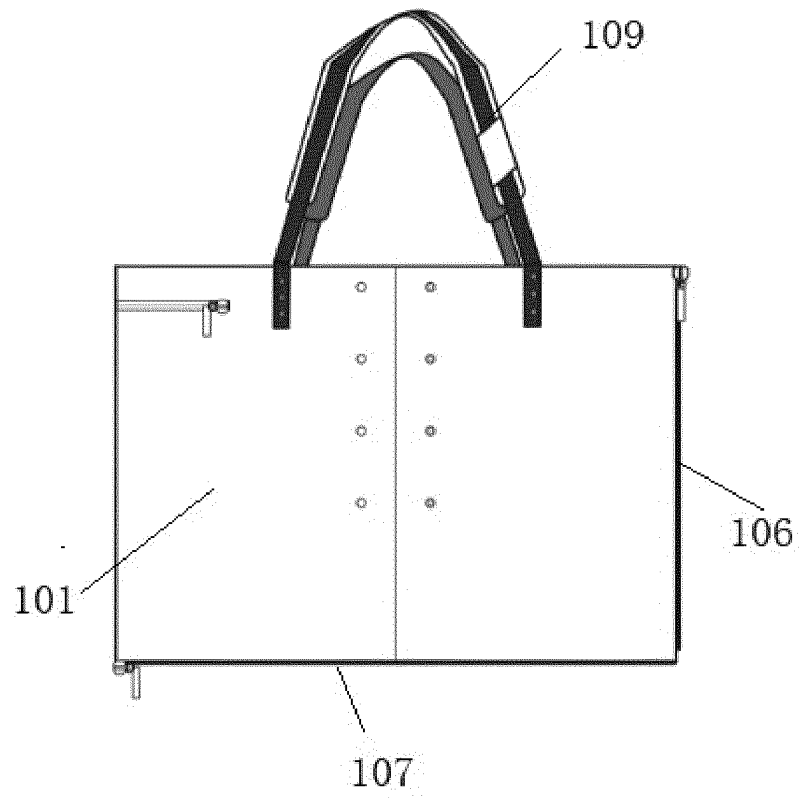


Figure 5

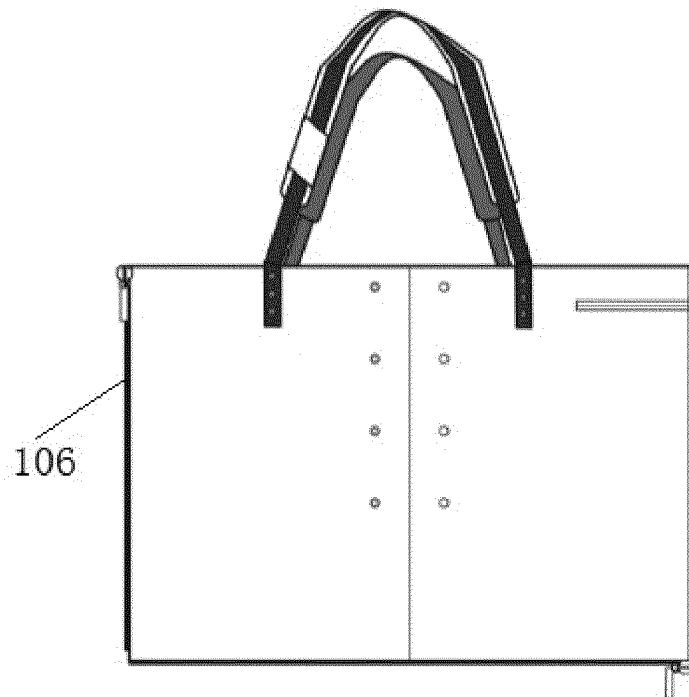


Figure 6

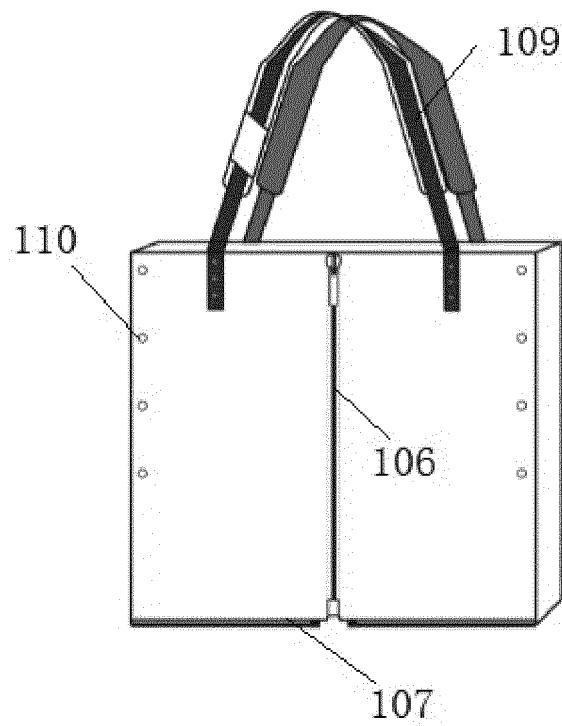


Figure 7

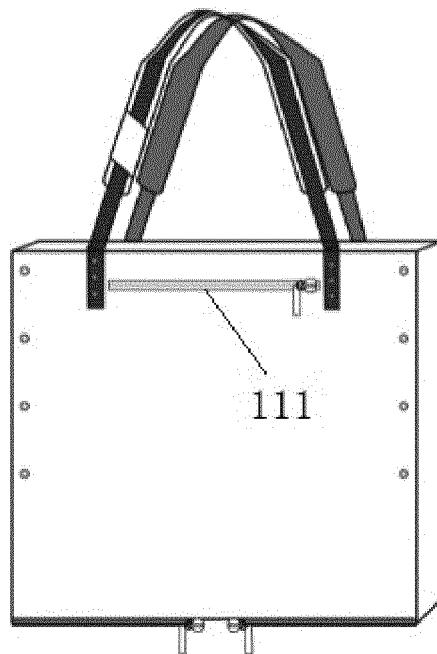


Figure 8



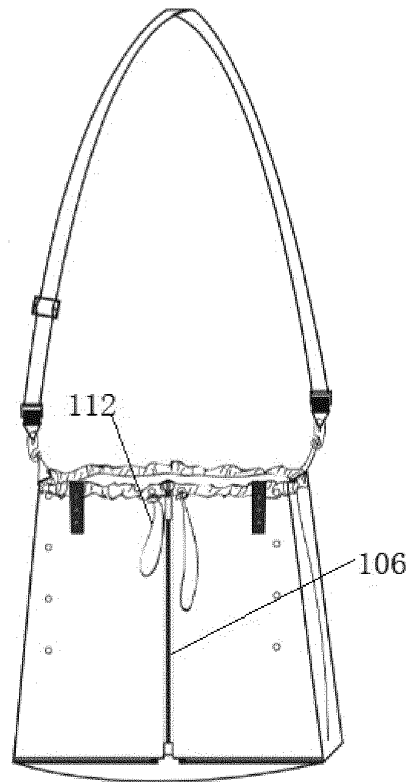


Figure 9

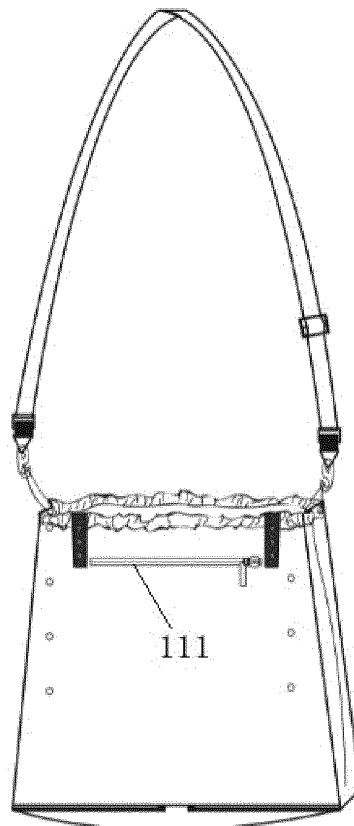


Figure 10

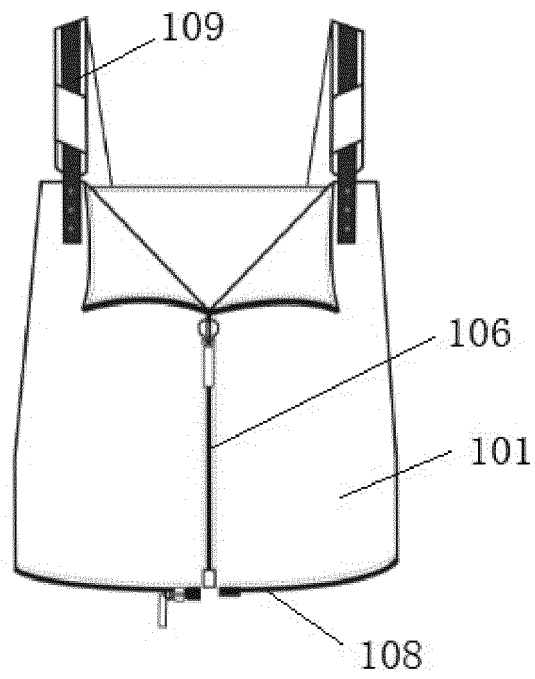


Figure 11

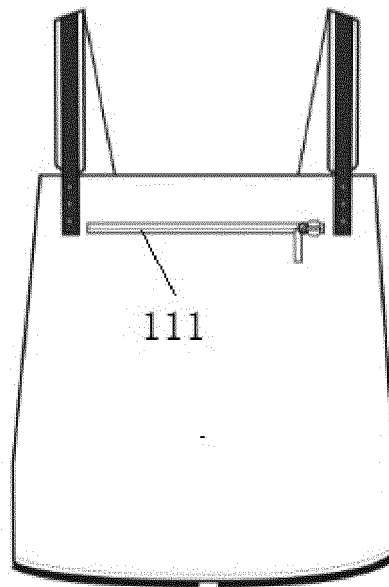


Figure 12

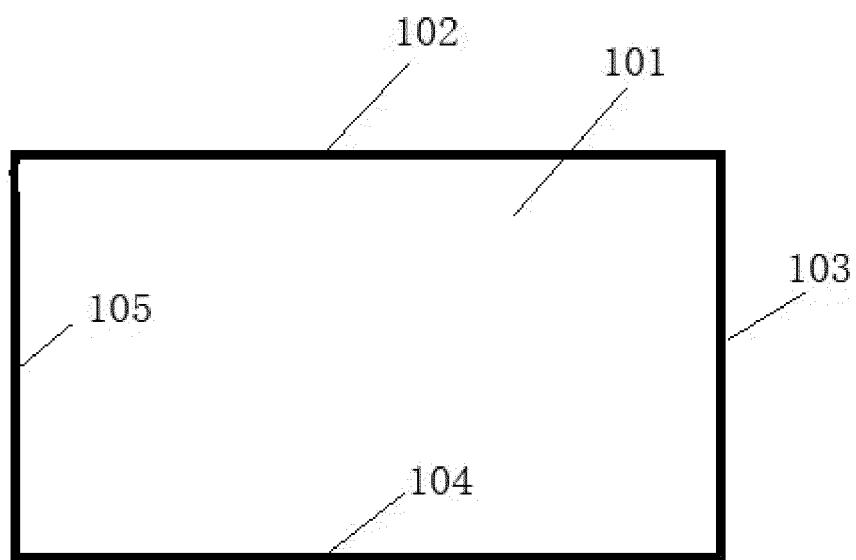


Figure 13

## INTERNATIONAL SEARCH REPORT

International application No.

PCT/CN2019/000259

|  |  |                       |
|--|--|-----------------------|
| <b>A. CLASSIFICATION OF SUBJECT MATTER</b><br>A41D 27/00(2006.01)i; A41D 15/04(2006.01)i; A41D 15/00(2006.01)i<br>According to International Patent Classification (IPC) or to both national classification and IPC  | <b>B. FIELDS SEARCHED</b><br>Minimum documentation searched (classification system followed by classification symbols)<br>A41D 27/00, A41D15, A45F4/02, A45F4/12<br>Documentation searched other than minimum documentation to the extent that such documents are included in the fields searched<br>Electronic data base consulted during the international search (name of data base and, where practicable, search terms used)<br>CNABS; CNTXT; CNKI; VEN; USTXT; WOTXT; EPTXT: 加长, 延长, 衣服, 包, 多用, 两用, 片, 带, 便携, 转换, 可拆卸, 连接, connect+, belt? , long+, longthen?, convert+, cloth+, bag+, package?, garment+,   |                       |
| <b>C. DOCUMENTS CONSIDERED TO BE RELEVANT</b>  |  |                       |
| Category*  | Citation of document, with indication, where appropriate, of the relevant passages   | Relevant to claim No. |
| X  | US 650074 A (STUBBS, W. E.; CONLEY, J.) 22 May 1900 (1900-05-22) description, p. 1, left column, line 21 to right column, line 65, and figures 1-4   | 1-10                  |
| PX   | CN 109567291 A (LI, Luying) 05 April 2019 (2019-04-05) claims 1-10   | 1-10                  |
| PX   | CN 109549266 A (LI, Luying) 02 April 2019 (2019-04-02) description, paragraphs [0057]-[0070], and figures 5-13   | 1-10                  |
| PX   | CN 109892713 A (LI, Luying) 18 June 2019 (2019-06-18) description, paragraphs [0056]-[0070], and figures 5-13  | 1-10                  |
| PX   | CN 209711570 U (LI, Luying) 03 December 2019 (2019-12-03) description, paragraphs [0056]-[0070], and figures 5-13  | 1-10                  |
| PX   | CN 209594799 U (LI, Luying) 08 November 2019 (2019-11-08) description, paragraphs [0057]-[0070], and figures 5-13  | 1-10                  |
| A  | FR 2936684 A1 (SANSOUS, M.) 09 April 2010 (2010-04-09) entire document   | 1-10                  |
| A  | FR 2794000 A1 (PTITS GENIES SARL) 01 December 2000 (2000-12-01) entire document  | 1-10                  |
| <input checked="" type="checkbox"/> Further documents are listed in the continuation of Box C. <input checked="" type="checkbox"/> See patent family annex.  |  |                       |
| * Special categories of cited documents:<br>“A” document defining the general state of the art which is not considered to be of particular relevance<br>“E” earlier application or patent but published on or after the international filing date<br>“L” document which may throw doubts on priority claim(s) or which is cited to establish the publication date of another citation or other special reason (as specified)<br>“O” document referring to an oral disclosure, use, exhibition or other means<br>“P” document published prior to the international filing date but later than the priority date claimed | “T” later document published after the international filing date or priority date and not in conflict with the application but cited to understand the principle or theory underlying the invention<br>“X” document of particular relevance; the claimed invention cannot be considered novel or cannot be considered to involve an inventive step when the document is taken alone<br>“Y” document of particular relevance; the claimed invention cannot be considered to involve an inventive step when the document is combined with one or more other such documents, such combination being obvious to a person skilled in the art<br>“&” document member of the same patent family |                       |
| Date of the actual completion of the international search<br><b>17 March 2020</b>  | Date of mailing of the international search report<br><b>09 April 2020</b>   |                       |
| Name and mailing address of the ISA/CN<br><b>China National Intellectual Property Administration (ISA/CN)<br/> No. 6, Xitucheng Road, Jimenqiao Haidian District, Beijing 100088<br/> China</b><br>Facsimile No. (86-10)62019451   | Authorized officer<br><br><br><br><br>Telephone No.  |                       |

Form PCT/ISA/210 (second sheet) (January 2015)

## INTERNATIONAL SEARCH REPORT

International application No.

PCT/CN2019/000259

### C. DOCUMENTS CONSIDERED TO BE RELEVANT

| Category* | Citation of document, with indication, where appropriate, of the relevant passages | Relevant to claim No. |
|-----------|--|-----------------------|
| A         | US 4103377 A (PFREIZER, M. A.) 01 August 1978 (1978-08-01)<br>entire document      | 1-10                  |

INTERNATIONAL SEARCH REPORT  
Information on patent family members

International application No.

PCT/CN2019/000259

| Patent document<br>cited in search report | Publication date<br>(day/month/year) | Patent family member(s) | Publication date<br>(day/month/year) |
|---|--------------------------------------|-------------------------|--------------------------------------|
| US 650074 A                               | 22 May 1900                          | None                    |                                      |
| CN 109567291 A                            | 05 April 2019                        | None                    |                                      |
| CN 109549266 A                            | 02 April 2019                        | None                    |                                      |
| CN 109892713 A                            | 18 June 2019                         | None                    |                                      |
| CN 209711570 U                            | 03 December 2019                     | None                    |                                      |
| CN 209594799 U                            | 08 November 2019                     | None                    |                                      |
| FR 2936684 A1                             | 09 April 2010                        | FR 2936684 B1           | 05 November 2010                     |
| FR 2794000 A1                             | 01 December 2000                     | None                    |                                      |
| US 4103377 A                              | 01 August 1978                       | None                    |                                      |