



(11) **EP 4 249 076 A2**

(12) **EUROPEAN PATENT APPLICATION**

(43) Date of publication:
27.09.2023 Bulletin 2023/39

(51) International Patent Classification (IPC):
A61P 37/00^(2006.01)

(21) Application number: **23168571.0**

(52) Cooperative Patent Classification (CPC):
**C07D 487/04; A61P 1/00; A61P 1/02; A61P 1/04;
A61P 1/16; A61P 1/18; A61P 3/10; A61P 5/14;
A61P 7/00; A61P 7/06; A61P 11/00; A61P 11/06;
A61P 13/02; A61P 13/12; A61P 17/00; (Cont.)**

(22) Date of filing: **11.07.2012**

(84) Designated Contracting States:
**AL AT BE BG CH CY CZ DE DK EE ES FI FR GB
GR HR HU IE IS IT LI LT LU LV MC MK MT NL NO
PL PT RO RS SE SI SK SM TR**
Designated Extension States:
BA ME

(30) Priority: **19.07.2011 US 201161509397 P
19.07.2011 EP 11174578**

(62) Document number(s) of the earlier application(s) in
accordance with Art. 76 EPC:
**18203086.6 / 3 495 368
12733505.7 / 2 734 522**

(71) Applicant: **Merck Sharp & Dohme B.V.
2031 BN Haarlem (NL)**

(72) Inventors:
• **BARF, Tjeerd A.
5371 AS Ravenstein (NL)**
• **JANS, Christiaan Gerardus Johannes Maria
5342 CC Cuijk (NL)**
• **de MAN, Adrianus Petrus Antonius
5327 AH Hurwenen (NL)**

- **OUBRIE, Arthur A.
6604 EB Wijchen (NL)**
- **RAAIJMAKERS, Hans C.A.
5242 KK Eindhoven (NL)**
- **REWINKEL, Johannes Bernardus Maria
5351 EV Berghem (NL)**
- **STERRENBURG, Jan-Gerard
6871 TE Renkum (NL)**
- **WIJKMANS, Jacobus C.H.M
5345 LR Hurwenen (NL)**

(74) Representative: **Harris, Jennifer Lucy
Kilburn & Strode LLP
Lacon London
84 Theobalds Road
London WC1X 8NL (GB)**

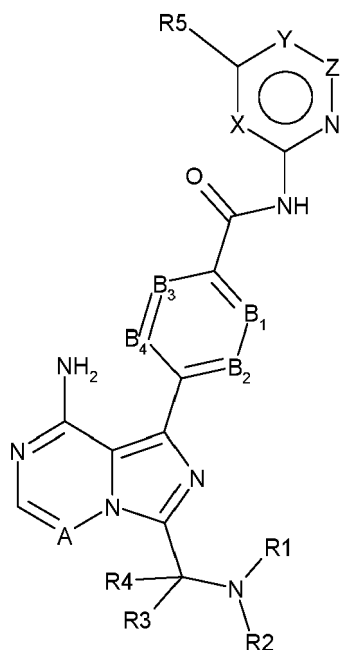
Remarks:

- This application was filed on 18-04-2023 as a
divisional application to the application mentioned
under INID code 62.
- Claims filed after the date of receipt of the application
(Rule 68(4) EPC).

(54) **(S)-4-(8-AMINO-3-(1-(BUT-2-YNOYL)PYRROLIDIN-2-YL)IMIDAZO[1,5-A]PYRAZIN-1-YL)-2-ME
THOXY-N-(PYRIDIN-2-YL)BENZAMIDE AS BTK-INHIBITOR**

(57) The present invention relates to 6-5 membered
fused pyridine ring compounds according to formula I

EP 4 249 076 A2



Formula I

or a pharmaceutically acceptable salt thereof or to pharmaceutical compositions comprising these compounds and to their use in therapy. In particular, the present invention relates to the use of 6-5 membered fused pyridine ring compounds according to formula I in the treatment of Bruton's Tyrosine Kinase (Btk) mediated disorders.

(52) Cooperative Patent Classification (CPC): (Cont.)

**A61P 17/06; A61P 19/00; A61P 19/02;
 A61P 19/08; A61P 21/04; A61P 25/00;
 A61P 27/02; A61P 27/06; A61P 27/16;
 A61P 29/00; A61P 31/00; A61P 31/04;
 A61P 31/12; A61P 35/00; A61P 35/02;
 A61P 37/00; A61P 37/02; A61P 37/06;
 A61P 43/00; C07D 519/00**

Description**Field of the invention**

[0001] The present invention relates to 6-5 membered fused pyridine ring compounds, to pharmaceutical compositions comprising these compounds and to their use in therapy. In particular, the present invention relates to the use of 6-5 membered fused pyridine ring compounds in the treatment of Bruton's Tyrosine Kinase (Btk) mediated disorders.

Background of the invention

[0002] B lymphocyte activation is key in the generation of adaptive immune responses. Derailed B lymphocyte activation is a hallmark of many autoimmune diseases and modulation of this immune response is therefore of therapeutic interest. Recently the success of B cell therapies in autoimmune diseases has been established. Treatment of rheumatoid arthritis (RA) patients with Rituximab (anti-CD20 therapy) is an accepted clinical therapy by now. More recent clinical trial studies show that treatment with Rituximab also ameliorates disease symptoms in relapsing remitting multiple sclerosis (RRMS) and systemic lupus erythematosus (SLE) patients. This success supports the potential for future therapies in autoimmune diseases targeting B cell immunity.

[0003] Bruton tyrosine kinase (Btk) is a Tec family non-receptor protein kinase, expressed in B cells and myeloid cells. The function of Btk in signaling pathways activated by the engagement of the B cell receptor (BCR) and FcεR1 on mast cells is well established. In addition, a function for Btk as a downstream target in Toll like receptor signaling was suggested. Functional mutations in Btk in human results in the primary immunodeficiency disease called XLA which is characterized by a defect in B cell development with a block between pro- and pre-B cell stage. This results in an almost complete absence of B lymphocytes in human causing a pronounced reduction of serum immunoglobulin of all classes. These finding support the key role for Btk in the regulation of the production of auto-antibodies in autoimmune diseases. In addition, regulation of Btk may affect BCR-induced production of pro-inflammatory cytokines and chemokines by B cells, indicating a broad potential for Btk in the treatment of autoimmune diseases.

[0004] With the regulatory role reported for Btk in FcεR-mediated mast cell activation, Btk inhibitors may also show potential in the treatment of allergic responses [Gilfillan et al, Immunological Reviews 288 (2009) pp149-169].

[0005] Furthermore, Btk is also reported to be implicated in RANKL-induced osteoclast differentiation [Shinohara et al, Cell 132 (2008) pp794-806] and therefore may also be of interest for the treatment of bone resorption disorders.

[0006] Other diseases with an important role for dysfunctional B cells are B cell malignancies. Indeed anti-CD20 therapy is used effectively in the clinic for the treatment of follicular lymphoma, diffuse large B-cell lymphoma and chronic lymphocytic leukemia [Lim et al, Haematologica, 95 (2010) pp135-143]. The reported role for Btk in the regulation of proliferation and apoptosis of B cells indicates there is potential for Btk inhibitors in the treatment of B cell lymphomas as well. Inhibition of Btk seems to be relevant in particular for B cell lymphomas due to chronic active BCR signaling [Davis et al, Nature, 463 (2010) pp88-94].

[0007] Some classes of 6-5 membered fused pyridine ring compounds have been described as kinase inhibitors e.g. Imidazo[1,5-f][1,2,4]triazine compounds have been described in WO2005097800 and WO2007064993;. Imidazo[1,5-a]pyrazine compounds have been described in WO2005037836 and WO2001019828 as IGF-1R enzyme inhibitors.

[0008] Some of the Btk inhibitors reported are not selective over Src-family kinases. With dramatic adverse effects reported for knockouts of Src-family kinases, especially for double and triple knockouts, this is seen as prohibitive for the development of Btk inhibitors that are not selective over the Src-family kinases. Both Lyn-deficient and Fyn-deficient mice exhibit autoimmunity mimicking the phenotype of human lupus nephritis. In addition, Fyn-deficient mice also show pronounced neurological defects. Lyn knockout mice also show an allergic-like phenotype, indicating Lyn as a broad negative regulator of the IgE-mediated allergic response by controlling mast cell responsiveness and allergy-associated traits [Odom et al, J. Exp. Med., 199 (2004) pp1491-1502]. Furthermore, aged Lyn knock-out mice develop severe splenomegaly (myeloid expansion) and disseminated monocyte/macrophage tumors [Harder et al, Immunity, 15 (2001) pp603-615]. These observations are in line with hyperresponsive B cells, mast cells and myeloid cells, and increased Ig levels observed in Lyn-deficient mice.

[0009] Female Src knockout mice are infertile due to reduced follicle development and ovulation [Roby et al, Endocrine, 26 (2005) pp169-176].

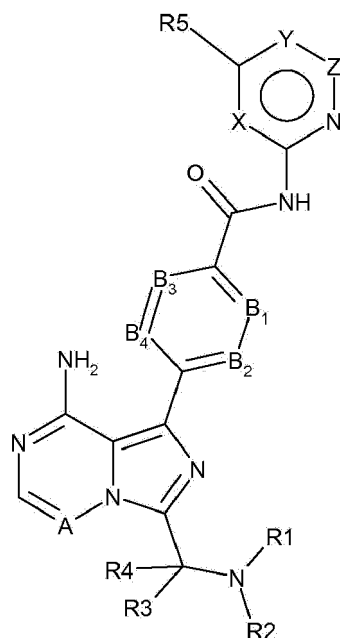
[0010] The double knockouts Src^{-/-}Fyn^{-/-} and Src^{-/-}Yes^{-/-} show a severe phenotype with effects on movement and breathing. The triple knockouts Src^{-/-}Fyn^{-/-}Yes^{-/-} die at day 9.5 [Klinghoffer et al, EMBO J., 18 (1999) pp2459-2471]. For the double knockout Src^{-/-}Hck^{-/-}, two thirds of the mice die at birth, with surviving mice developing osteopetrosis, extramedullary hematopoiesis, anemia, leukopenia [Lowell et al, Blood, 87 (1996) pp1780-1792].

[0011] Hence, an inhibitor that inhibits multiple or all kinases of the Src-family kinases simultaneously may cause serious adverse effects.

Detailed description of the invention

[0012] The object of the present invention is to provide 6-5 membered fused pyridine ring compounds, to pharmaceutical compositions comprising these compounds and to their use in therapy. In particular, the present invention relates to the use of 6-5 membered fused pyridine ring compounds in the treatment of Bruton's Tyrosine Kinase (Btk) mediated disorders.

[0013] More specifically, the present invention provides 6-5 membered fused pyridine ring compounds according to formula I or pharmaceutically acceptable salts thereof.



Formula I

[0014] In this formula the substituents are defined as

X is CH, N, O or S;

Y is C(R6), N, O or S;

Z is CH, N or bond;

A is CH or N;

B1 is N or C(R7);

B2 is N or C(R8);

B3 is N or C(R9);

B4 is N or C(R10);

R1 is R11C(O), R12S(O), R13SO₂ or (1-6C)alkyl optionally substituted with R14;

R2 is H, (1-3C)alkyl or (3-7C)cycloalkyl;

R3 is H, (1-6C)alkyl or (3-7C)cycloalkyl); or

R2 and R3 form, together with the N and C atom they are attached to, a (3-7C)heterocycloalkyl optionally substituted with one or more fluorine, hydroxyl, (1-3C)alkyl, (1-3C)alkoxy or oxo;

R4 is H or (1-3C)alkyl;

R5 is H, halogen, cyano, (1-4C)alkyl, (1-3C)alkoxy, (3-6C)cycloalkyl; all alkyl groups of R5 are optionally substituted with one or more halogen; or R5 is (6-10C)aryl or (2-6C)heterocycloalkyl;

R6 is H or (1-3C)alkyl; or

R5 and R6 together may form a (3-7C)cycloalkenyl, or (2-6C)heterocycloalkenyl; each optionally substituted with (1-3C)alkyl, or one or more halogen;

R7 is H, halogen or (1-3C)alkoxy;

R8 is H or (1-3C)alkyl; or

R7 and R8 form, together with the carbon atom they are attached to a (6-10C)aryl or (1-9C)heteroaryl; R9 is H, halogen or (1-3C)alkoxy;

R10 is H, halogen, or (1-3C)alkoxy;

R11 is independently selected from a group consisting of (1-6C)alkyl, (2-6C)alkenyl and (2-6C)alkynyl each alkyl, alkenyl or alkynyl optionally substituted with one or more groups selected from hydroxyl, (1-4C)alkyl, (3-7C)cycloalkyl, [(1-4C)alkyl]amino, di[(1-4C)alkyl]amino, (1-3C)alkoxy, (3-7C)cycloalkoxy, (6-10C)aryl or (3-7C)heterocycloalkyl; or R11 is (1-3C)alkyl-C(O)-S-(1-3C)alkyl; or

R11 is (1-5C)heteroaryl optionally substituted with one or more groups selected from halogen or cyano.

R12 and R13 are independently selected from a group consisting of (2-6C)alkenyl or (2-6C)alkynyl both optionally substituted with one or more groups selected from hydroxyl, (1-4C)alkyl, (3-7C)cycloalkyl, [(1-4C)alkyl]amino, di[(1-4C)alkyl]amino, (1-3C)alkoxy, (3-7C)cycloalkoxy, (6-10C)aryl, or (3-7C)heterocycloalkyl; or (1-5C)heteroaryl optionally substituted with one or more groups selected from halogen or cyano;

R14 is independently selected from a group consisting of halogen, cyano or (2-6C)alkenyl or (2-6C)alkynyl both optionally substituted with one or more groups selected from hydroxyl, (1-4C)alkyl, (3-7C)cycloalkyl, [(1-4C)alkyl]amino, di[(1-4C)alkyl]amino, (1-3C)alkoxy, (3-7C)cycloalkoxy, (6-10C)aryl, (1-5C)heteroaryl or (3-7C)heterocycloalkyl.

[0015] With the proviso that:

- 0 to 2 atoms of X, Y, Z can simultaneously be a heteroatom;
- when one atom selected from X, Y is O or S, then Z is a bond and the other atom selected from X, Y can not be O or S;
- when Z is C or N then Y is C(R6) or N and X is C or N;
- 0 to 2 atoms of B1, B2, B3 and B4 are N.

[0016] The terms as used herein refer to the following:

(1-2C)Alkyl means an alkyl group having 1 to 2 carbon atoms, being methyl or ethyl.

(1-3C)Alkyl means a branched or unbranched alkyl group having 1-3 carbon atoms, being methyl, ethyl, propyl or isopropyl.

(1-4C)Alkyl means a branched or unbranched alkyl group having 1-4 carbon atoms, being methyl, ethyl, propyl, isopropyl, butyl, isobutyl, sec-butyl and tert-butyl, (1-3C)alkyl groups being preferred.

(1-5C)Alkyl means a branched or unbranched alkyl group having 1-5 carbon atoms, for example methyl, ethyl, propyl, isopropyl, butyl, isobutyl, sec-butyl, tert-butyl, pentyl and isopentyl, (1-4C)alkyl groups being preferred.

(1-6C)Alkyl means a branched or unbranched alkyl group having 1-6 carbon atoms, for example methyl, ethyl, propyl, isopropyl, butyl, tert-butyl, n-pentyl and n-hexyl. (1-5C)alkyl groups are preferred, (1-4C)alkyl being most preferred.

(1-2C)Alkoxy means an alkoxy group having 1-2 carbon atoms, the alkyl moiety having the same meaning as previously defined.

(1-3C)Alkoxy means an alkoxy group having 1-3 carbon atoms, the alkyl moiety having the same meaning as previously defined. (1-2C)alkoxy groups are preferred.

(1-4C)Alkoxy means an alkoxy group having 1-4 carbon atoms, the alkyl moiety having the same meaning as previously defined. (1-3C)alkoxy groups are preferred, (1-2C)alkoxy groups being most preferred.

(2-4C)Alkenyl means a branched or unbranched alkenyl group having 2-4 carbon atoms, such as ethenyl, 2-propenyl, isobutenyl or 2-butenyl.

(2-6C)Alkenyl means a branched or unbranched alkenyl group having 2-6 carbon atoms, such as ethenyl, 2-butenyl, and n-pentenyl. (2-4C)alkenyl groups are preferred.

(2-4C)Alkynyl means a branched or unbranched alkynyl group having 2-4 carbon atoms, such as ethynyl, 2-propynyl or 2-butylnyl.

(2-6C)Alkynyl means a branched or unbranched alkynyl group having 2-6 carbon atoms, such as ethynyl, propynyl, n-butylnyl, n-pentynyl, isopentynyl, isohexynyl or n-hexynyl. (2-4C)alkynyl groups are preferred.

(3-6C)Cycloalkyl means a cycloalkyl group having 3-6 carbon atoms, being cyclopropyl, cyclobutyl, cyclopentyl or cyclohexyl.

(3-7C)Cycloalkyl means a cycloalkyl group having 3-7 carbon atoms, being cyclopropyl, cyclobutyl, cyclopentyl, cyclohexyl or cycloheptyl.

(2-6C)Heterocycloalkyl means a heterocycloalkyl group having 2-6 carbon atoms, preferably 3-5 carbon atoms, and one or two heteroatoms selected from N, O and/or S, which may be attached via a heteroatom if feasible, or a carbon atom. Preferred heteroatoms are N or O. Preferred are piperidine, morpholine, pyrrolidine and piperazine. Most preferred (2-6C)heterocycloalkyl is pyrrolidine. The heterocycloalkyl group may be attached via a heteroatom if feasible.

(3-7C)Heterocycloalkyl means a heterocycloalkyl group having 3-7 carbon atoms, preferably 3-5 carbon atoms, and one or two heteroatoms selected from N, O and/or S. Preferred heteroatoms are N or O. Preferred (3-7C) hetero-

cycloalkyl groups are azetidiny, pyrrolidiny, piperidiny, homopiperidiny or morpholiny. More preferred (3-7C)heterocycloalkyl groups are piperidine, morpholine and pyrrolidine. The heterocycloalkyl group may be attached via a heteroatom if feasible.

(3-7C)Cycloalkoxy means a cycloalkyl group having 3-7 carbon atoms, with the same meaning as previously defined, attached via a ring carbon atom to an exocyclic oxygen atom.

(6-10C)Aryl means an aromatic hydrocarbon group having 6-10 carbon atoms, such as phenyl, naphthyl, tetrahydronaphthyl or indenyl. The preferred (6-10C)aryl group is phenyl.

(1-5C)Heteroaryl means a substituted or unsubstituted aromatic group having 1-5 carbon atoms and 1-4 heteroatoms selected from N, O and/or S. The (1-5C)heteroaryl may optionally be substituted. Preferred (1-5C)heteroaryl groups are tetrazolyl, imidazolyl, thiazolyl, pyridyl, pyrimidyl, triazinyl, thienyl or furyl, more preferred (1-5C)heteroaryl is pyrimidyl.

(1-9C)Heteroaryl means a substituted or unsubstituted aromatic group having 1-9 carbon atoms and 1-4 heteroatoms selected from N, O and/or S. The (1-9C)heteroaryl may optionally be substituted. Preferred (1-9C)heteroaryl groups are quinoline, isoquinoline and indole.

[(1-4C)Alkyl]amino means an amino group, monosubstituted with an alkyl group containing 1-4 carbon atoms having the same meaning as previously defined. Preferred [(1-4C)alkyl]amino group is methylamino.

Di[(1-4C)alkyl]amino means an amino group, disubstituted with alkyl group(s), each containing 1-4 carbon atoms and having the same meaning as previously defined. Preferred di[(1-4C)alkyl]amino group is dimethylamino.

Halogen means fluorine, chlorine, bromine or iodine

(1-3C)Alkyl-C(O)-S-(1-3C)alkyl means an alkyl-carbonyl-thio-alkyl group, each of the alkyl groups having 1 to 3 carbon atoms with the same meaning as previously defined.

(3-7C)Cycloalkenyl means a cycloalkenyl group having 3-7 carbon atoms, preferably 5-7 carbon atoms. Preferred (3-7C)cycloalkenyl groups are cyclopentenyl or cyclohexenyl. Cyclohexenyl groups are most preferred.

(2-6C)Heterocycloalkenyl means a heterocycloalkenyl group having 2-6 carbon atoms, preferably 3-5 carbon atoms; and 1 heteroatom selected from N, O and/or S. Preferred (2-6C)heterocycloalkenyl groups are oxycyclohexenyl and azacyclohexenyl group.

[0017] In the above definitions with multifunctional groups, the attachment point is at the last group.

[0018] When, in the definition of a substituent, is indicated that "all of the alkyl groups" of said substituent are optionally substituted, this also includes the alkyl moiety of an alkoxy group.

[0019] A circle in a ring of Formula I indicates that the ring is aromatic.

[0020] Depending on the ring formed, the nitrogen, if present in X or Y, may carry a hydrogen.

[0021] The term "substituted" means that one or more hydrogens on the designated atom/atoms is/are replaced with a selection from the indicated group, provided that the designated atom's normal valency under the existing circumstances is not exceeded, and that the substitution results in a stable compound. Combinations of substituents and/or variables are permissible only if such combinations result in stable compounds. "Stable compound" or "stable structure" is defined as a compound or structure that is sufficiently robust to survive isolation to a useful degree of purity from a reaction mixture, and formulation into an efficacious therapeutic agent.

[0022] The term "optionally substituted" means optional substitution with the specified groups, radicals or moieties.

Aspects of the invention

[0023] In one aspect the invention relates to a compound according to formula I wherein B1 is C(R7); B2 is C(R8); B3 is C(R9) and B4 is C(R10).

[0024] In another aspect the invention relates to a compound according to formula I wherein B1 is C(R7); B2 is C(R8); B3 is C(R9); B4 is C(R10); R7, R9, and R10 each are H; and R8 is selected from a group consisting of hydrogen and methyl.

[0025] In one aspect the invention relates to a compound according to formula I wherein R8 is hydrogen or methyl, in particular R8 is hydrogen.

[0026] In another aspect the invention relates to a compound according to formula I wherein R7 is hydrogen, fluorine or (1-3C)alkoxy. In particular, R7 is hydrogen, fluorine or methoxy. Even more particularly, an aspect of the invention relates to a compound according to formula I wherein R7 is hydrogen.

[0027] In yet another aspect the invention relates to a compound according to formula I wherein R9 is hydrogen, fluorine or (1-3C)alkoxy. In particular, R9 is hydrogen, fluorine or methoxy. Even more particularly, an aspect of the invention relates to a compound according to formula I wherein R9 is hydrogen.

[0028] In another aspect the invention relates to a compound according to formula I wherein R10 is hydrogen fluorine or (1-3C)alkoxy. In particular, R10 is hydrogen, fluorine or methoxy. Even more particularly, an aspect of the invention relates to a compound according to formula I wherein R10 is hydrogen.

[0029] In still another aspect the invention relates to a compound according to formula I wherein R7 and R8 form,

together with the carbon atom they are attached to, an indole or quinoline or naphthyl.

[0030] In another aspect the invention relates to a compound according to formula I wherein B1 is C(R7); B2 is C(R8); B3 is C(R9); B4 is C(R10) and R7, R8, R9, and R10 each are H;

[0031] In yet another aspect the invention relates to a compound according to formula I wherein R4 is hydrogen or methyl. In particular, R4 is hydrogen.

[0032] In still another aspect the invention relates to a compound according to formula I wherein A is N.

[0033] In another aspect the invention relates to a compound according to formula I wherein A is CH.

[0034] In another aspect the invention relates to a compound according to formula I wherein the ring containing X, Y and Z is selected from a group consisting of pyridyl, pyrimidyl, pyridazyl, triazinyl, thiazolyl, oxazolyl, and isoxazolyl. In particular, the invention relates to a compound according to formula I wherein the ring containing X, Y and Z is selected from a group consisting of pyridyl, pyrimidyl and thiazolyl. The definition of R5 and R6 is independent from the selection of X, Y, and Z. The place of attachment of R5 and optionally of R6 to these heteroaryl rings follows from formula I.

[0035] The invention further relates to a compound according to formula I wherein R5 is selected from a group consisting of hydrogen, halogen, cyano, (1-4C)alkyl, (1-3C)alkoxy and (3-6C)cycloalkyl. All of the alkyl groups of R5 are optionally substituted with one or more halogen. In particular, the (1-4C)alkyl group in R5 is optionally substituted with one or more halogen.

[0036] In another aspect the invention relates to a compound according to formula I wherein R5 is selected from a group consisting of hydrogen, fluorine, chlorine, (1-3C)alkyl and (1-2C) alkoxy, all of the alkyl groups of R5 are optionally substituted with one or more halogen. In particular, the (1-3C)alkyl group in R5 is optionally substituted with one or more fluoro. Even more particularly, the invention relates to a compound according to formula I wherein R5 is hydrogen, fluorine, methyl, ethyl, propyl, methoxy or trifluoromethyl.

[0037] In yet another aspect the invention relates to a compound according to formula I wherein R5 is pyrrolidine or phenyl.

[0038] In another aspect, the invention relates to a compound according to formula I wherein R6 is hydrogen or (1-3C)alkyl, preferably R6 is hydrogen.

[0039] In yet another aspect the invention relates to a compound according to formula I wherein R5 and R6 together form a (3-7C)cycloalkenyl or a (2-6C)heterocycloalkenyl both optionally substituted with (1-3C)alkyl or one or more halogen. In particular, (3-7C)cycloalkenyl groups are cyclohexenyl and cyclopentenyl. In particular, (2-6C)heterocycloalkenyl groups are azacyclohexenyl and oxocyclohexenyl. Even more in particular, the invention relates to a compound according to formula I wherein the (3-7C)cycloalkenyl in R5 is cyclohexenyl.

[0040] In another aspect, the invention relates to a compound according to formula I wherein R2 is hydrogen or (1-3C)alkyl. In particular, R2 is hydrogen or methyl. R2 is hydrogen being most preferred.

[0041] In yet another aspect the invention relates to a compound according to formula I wherein R3 is (1-6C)alkyl. In particular, R3 is (1-3C)alkyl. R3 is methyl being most preferred.

[0042] In another aspect the invention relates to a compound according to formula I wherein R3 is (3-7C)cycloalkyl.

[0043] In another aspect the invention relates to a compound according to formula I wherein R2 is hydrogen or (1-3C)alkyl and R3 is (1-6C)alkyl. In particular, R2 is hydrogen or methyl and R3 is (1-3C)alkyl. Even more particularly, the invention relates to a compound according to formula I wherein R2 is hydrogen and R3 is methyl.

[0044] In yet another aspect the invention relates to a compound according to formula I wherein R2 or R3 are independently selected from a group consisting of cyclopropyl, cyclobutyl and cyclopentyl.

[0045] In another aspect the invention relates to a compound of formula I wherein, R2 and R3 form, together with the N and C atom they are attached to, a (3-7C)heterocycloalkyl optionally substituted with one or more halogen, hydroxyl, (1-3C)alkyl. In particular, R2 and R3 form, together with the N and C atom they are attached to an azetidiny, pyrrolidinyl, piperidinyl, homopiperidinyl or morpholinyl ring each optionally substituted with one or more halogen, hydroxyl, (1-3C)alkyl, (1-3C)alkoxy or oxo, preferred halogen substituent being fluoro.

[0046] In yet another aspect the invention relates to a compound of formula I wherein, R2 and R3 form together with the N and C atom they are attached to an azetidiny, pyrrolidinyl, piperidinyl, homopiperidinyl or morpholinyl ring each optionally substituted with fluoro, hydroxyl, (1-3C)alkyl, (1-3C)alkoxy or oxo. In particular, R2 and R3 together with the N and C atom they are attached to form a pyrrolidinyl, piperidinyl, morpholinyl or homopiperidinyl ring.

[0047] In yet another aspect the invention relates to a compound according to formula I wherein, R1 is R11C(O) and R11 is (1-6C)alkyl, (2-6C)alkenyl or (2-6C)alkynyl each optionally independently substituted with one or more groups selected from hydroxyl, (1-4C)alkyl, (3-7C)cycloalkyl, (3-7C)heterocycloalkyl, [(1-4C)alkyl]amino, di[(1-4C)alkyl]amino, (1-3C)alkoxy, (3-7C)cycloalkoxy, (6-10C)aryl, (1-5C)heteroaryl or (1-3C)alkyl-S-C(O)-(1-3C)alkyl. In particular, the (1-5C)heteroaryl group is pyrimidyl or triazinyl optionally substituted with one or more groups selected from halogen or cyano. In particular, the (3-7C)heterocycloalkyl is pyrrolidinyl. Even more particularly, the invention relates to a compound according to formula I wherein the (3-7C)cycloalkyl substituent of R11 is cyclopropyl. In particular, the (6-10C)aryl substituent of R11 is phenyl.

[0048] In yet another aspect the invention relates to a compound according to formula I wherein,

[0049] R1 is C(O)R11 and R11 is (2-6C)alkenyl or (2-6C)alkynyl each optionally substituted with one or more groups selected from hydroxyl, (1-4C)alkyl, (3-7C)cycloalkyl, (3-7C)heterocycloalkyl, (di)[(1-4C)alkyl]amino, (1-3C)alkoxy or (3-7C)cycloalkoxy. In particular, the (3-7C)heterocycloalkyl substituent of R11 is pyrrolidinyl and the (3-7C)cycloalkyl substituent of R11 is cyclopropyl.

[0050] In another aspect the invention relates to a compound according to formula I wherein, R1 is C(O)R11 and R11 is (2-4C)alkenyl or (2-4C)alkynyl each optionally substituted with one or more groups selected from (1-4C)alkyl, (3-7C)cycloalkyl, (3-7C)heterocycloalkyl, (di)[(1-4C)alkyl]amino or (1-3C)alkoxy. In particular, the (3-7C)heterocycloalkyl substituent of R11 is pyrrolidinyl and the (3-7C)cycloalkyl substituent is cyclopropyl. Even more particularly, R11 is (2-4C)alkenyl or (2-4C)alkynyl each optionally substituted with one or more groups selected from methyl, ethyl, cyclopropyl, pyrrolidinyl, dimethylamino, methoxy or ethoxy.

[0051] In a further aspect the invention relates to compounds according to formula I wherein R1 is C(O)R11 wherein R11 is (1-5C)heteroaryl optionally substituted with one or more groups selected from halogen or cyano. In particular, the (1-5C)heteroaryl substituent is pyrimidyl or triazinyl, pyrimidyl rings being preferred, optionally substituted with one or more groups selected from halogen or cyano. In particular, the halogen substituent is chlorine.

[0052] In another aspect, the invention relates to compounds according to formula I wherein R1 is R13SO₂, wherein R13 is (2-6C)alkenyl or (2-6C)alkynyl. In particular, R13 is (2-4C)alkenyl. Even more particularly, R13 is ethenyl.

[0053] In another aspect, the invention relates to compounds according to formula I wherein R1 is R12S(O), wherein R12 is (2-6C)alkenyl or (2-6C)alkynyl. In particular, R12 is (2-4C)alkenyl. Even more particularly, R12 is ethenyl.

[0054] In yet another aspect, the invention relates to compounds according to formula I wherein R1 is (1-3C)alkyl optionally substituted with R14 wherein R14 is (2-4C)alkenyl or (2-4C)alkynyl.

[0055] In yet another aspect the invention relates to a compound according to formula I selected from the group consisting of

(S)-4-(3-(1-Acryloylpyrrolidin-2-yl)-8-aminoimidazo[1,5-a]pyrazin-1-yl)-N-(pyridin-2-yl)benzamide,
 (S,E)-4-(8-amino-3-(1-(4-(pyrrolidin-1-yl)but-2-enoyl)pyrrolidin-2-yl)imidazo[1,5-a]pyrazin-1-yl)-N-(pyridin-2-yl)benzamide,
 (S,E)-4-(8-Amino-3-(1-(4-(dimethylamino)but-2-enoyl)pyrrolidin-2-yl)imidazo[1,5-a]pyrazin-1-yl)-N-(pyridin-2-yl)benzamide,
 (S,E)-4-(8-amino-3-(1-(4-methoxybut-2-enoyl)pyrrolidin-2-yl)imidazo[1,5-a]pyrazin-1-yl)-N-(pyridin-2-yl)benzamide,
 (S)-4-(8-amino-3-(1-(2-chloropyrimidine-4-carbonyl)pyrrolidin-2-yl)imidazo[1,5-a]pyrazin-1-yl)-N-(pyridin-2-yl)benzamide,
 (S)-4-(8-amino-3-(1-but-2-ynoylpyrrolidin-2-yl)imidazo[1,5-a]pyrazin-1-yl)-N-(pyridin-2-yl)benzamide, (S,E)-4-(8-Amino-3-(1-(4-(dimethylamino)but-2-enoyl)pyrrolidin-2-yl)imidazo[1,5-a]pyrazin-1-yl)-N-(4-fluoropyridin-2-yl)benzamide,
 (S)-4-(8-Amino-3-(1-but-2-ynoylpyrrolidin-2-yl)imidazo[1,5-a]pyrazin-1-yl)-N-(4-methylpyridin-2-yl)benzamide,
 (S,E)-4-(8-Amino-3-(1-(4-methoxybut-2-enoyl)pyrrolidin-2-yl)imidazo[1,5-a]pyrazin-1-yl)-N-(4-propylpyridin-2-yl)benzamide,
 (S)-4-(8-Amino-3-(1-but-2-ynoylpyrrolidin-2-yl)imidazo[1,5-a]pyrazin-1-yl)-N-(4-(trifluoromethyl)pyridin-2-yl)benzamide,
 (S,E)-4-(8-Amino-3-(1-(4-methoxybut-2-enoyl)pyrrolidin-2-yl)imidazo[1,5-a]pyrazin-1-yl)-N-(4-ethylpyridin-2-yl)benzamide,
 (S)-4-(8-Amino-3-(1-but-2-ynoylpyrrolidin-2-yl)imidazo[1,5-a]pyrazin-1-yl)-N-(4,5,6,7-tetrahydrobenzo[d]thiazol-2-yl)benzamide,
 (S)-4-(3-(1-Acryloylpyrrolidin-2-yl)-8-aminoimidazo[1,5-a]pyrazin-1-yl)-2-fluoro-N-(pyridin-2-yl)benzamide,
 (S)-4-(3-(1-Acryloylpyrrolidin-2-yl)-8-aminoimidazo[1,5-a]pyrazin-1-yl)-2-methoxy-N-(pyridin-2-yl)benzamide,
 (S,E)-4-(8-Amino-3-(1-(4-(dimethylamino)but-2-enoyl)pyrrolidin-2-yl)imidazo[1,5-a]pyrazin-1-yl)-N-(thiazol-2-yl)benzamide,
 (S,E)-4-(8-Amino-3-(1-(4-methoxybut-2-enoyl)piperidin-2-yl)imidazo[1,5-a]pyrazin-1-yl)-N-(pyridin-2-yl)benzamide,
 (S)-4-(3-(1-Acryloylpiperidin-2-yl)-8-aminoimidazo[1,5-a]pyrazin-1-yl)-N-(4-fluoropyridin-2-yl)benzamide,
 (S)-4-(3-(1-Acryloylpiperidin-2-yl)-8-aminoimidazo[1,5-a]pyrazin-1-yl)-N-(4-cyanopyridin-2-yl)benzamide,
 (S)-4-(8-Amino-3-(1-(vinylsulfonyl)piperidin-2-yl)imidazo[1,5-a]pyrazin-1-yl)-N-(4-(trifluoromethyl)pyridin-2-yl)benzamide,
 (S)-4-(3-(1-Acryloylpiperidin-2-yl)-8-aminoimidazo[1,5-a]pyrazin-1-yl)-N-(pyrimidin-2-yl)benzamide,
 (S)-4-(3-(1-Acryloylpiperidin-2-yl)-8-aminoimidazo[1,5-a]pyrazin-1-yl)-N-(4-methylpyrimidin-2-yl)benzamide,
 (S)-4-(8-Amino-3-(1-but-2-ynoylpiperidin-2-yl)imidazo[1,5-a]pyrazin-1-yl)-N-(pyrimidin-4-yl)benzamide,
 (S)-4-(8-Amino-3-(1-but-2-ynoylpiperidin-2-yl)imidazo[1,5-a]pyrazin-1-yl)-N-(pyridazin-3-yl)benzamide,

(S)-4-(8-Amino-3-(1-but-2-ynoyl)piperidin-2-yl)imidazo[1,5-a]pyrazin-1-yl)-N-(isoxazol-3-yl)benzamide,
 (S,E)-4-(8-Amino-3-(1-(4-methoxybut-2-enoyl)piperidin-2-yl)imidazo[1,5-a]pyrazin-1-yl)-N-(5-ethylthiazol-2-yl)benzamide,
 (S)-4-(3-(1-Acryloylpiperidin-2-yl)-8-aminoimidazo[1,5-a]pyrazin-1-yl)-2-fluoro-N-(4-propylpyridin-2-yl)benzamide,
 (S,E)-4-(8-Amino-3-(1-(4-(dimethylamino)but-2-enoyl)piperidin-2-yl)imidazo[1,5-a]pyrazin-1-yl)-2-methoxy-N-(4-propylpyridin-2-yl)benzamide,
 4-(8-Amino-3-((S)-1-but-2-ynoylpiperidin-2-yl)imidazo[1,5-a]pyrazin-1-yl)-3-methyl-N-(pyridin-2-yl)benzamide,
 4-(3-(Acrylamidomethyl)-8-aminoimidazo[1,5-a]pyrazin-1-yl)-N-(pyridin-2-yl)benzamide,
 (S)-4-(8-Amino-3-(1-but-2-ynamidoethyl)imidazo[1,5-a]pyrazin-1-yl)-N-(pyridin-2-yl)benzamide,
 (S)-S-2-(2-(8-Amino-1-(4-(pyridin-2-ylcarbamoyl)phenyl)imidazo[1,5-a]pyrazin-3-yl)pyrrolidin-1-yl)-2-oxoethyl ethanethioate,
 (S)-4-(8-Amino-3-(1-(4-hydroxy-4-methylpent-2-ynoyl)pyrrolidin-2-yl)imidazo[1,5-a]pyrazin-1-yl)-N-(pyridin-2-yl)benzamide,
 (S)-4-(8-Amino-3-(1-(6-chloropyrimidine-4-carbonyl)pyrrolidin-2-yl)imidazo[1,5-a]pyrazin-1-yl)-N-(pyridin-2-yl)benzamide,
 (S)-4-(8-Amino-3-(1-pent-2-ynoylpyrrolidin-2-yl)imidazo[1,5-a]pyrazin-1-yl)-N-(pyridin-2-yl)benzamide,
 (S)-4-(8-Amino-3-(1-(3-cyclopropylpropionyl)pyrrolidin-2-yl)imidazo[1,5-a]pyrazin-1-yl)-N-(pyridin-2-yl)benzamide,
 (S)-4-(8-Amino-3-(1-hex-2-ynoylpyrrolidin-2-yl)imidazo[1,5-a]pyrazin-1-yl)-N-(pyridin-2-yl)benzamide, 4-(3-(1-Acryloylazepan-2-yl)-8-aminoimidazo[1,5-a]pyrazin-1-yl)-N-(pyridin-2-yl)benzamide,
 (R)-4-(8-Amino-3-(4-but-2-ynoylmorpholin-3-yl)imidazo[1,5-a]pyrazin-1-yl)-N-(pyridin-2-yl)benzamide,
 (S)-4-(8-Amino-3-(1-(N-methylbut-2-ynamido)ethyl)imidazo[1,5-a]pyrazin-1-yl)-N-(4-(trifluoromethyl)pyridin-2-yl)benzamide,
 (S)-4-(8-Amino-3-(1-(4-(dimethylamino)but-2-ynoyl)pyrrolidin-2-yl)imidazo[1,5-a]pyrazin-1-yl)-N-(pyridin-2-yl)benzamide,
 (S)-4-(8-Amino-3-(1-(4-methoxybut-2-ynoyl)pyrrolidin-2-yl)imidazo[1,5-a]pyrazin-1-yl)-N-(pyridin-2-yl)benzamide,
 (S)-4-(3-(1-acryloylpyrrolidin-2-yl)-8-aminoimidazo[1,5-a]pyrazin-1-yl)-N-(4-fluoropyridin-2-yl)benzamide,
 (S)-4-(3-(1-acryloylpyrrolidin-2-yl)-8-aminoimidazo[1,5-a]pyrazin-1-yl)-N-(4-(pyrrolidin-1-yl)pyridin-2-yl)benzamide,
 (S)-4-(8-amino-3-(1-but-2-ynoylpiperidin-2-yl)imidazo[1,5-a]pyrazin-1-yl)-N-(4-fluoropyridin-2-yl)benzamide,
 (S)-4-(8-amino-3-(1-but-2-ynoylpiperidin-2-yl)imidazo[1,5-a]pyrazin-1-yl)-N-(pyridin-2-yl)benzamide,
 (S)-4-(3-(1-acryloylpiperidin-2-yl)-8-aminoimidazo[1,5-a]pyrazin-1-yl)-N-(pyridin-2-yl)benzamide,
 (S)-4-(8-amino-3-(1-but-2-ynoylpyrrolidin-2-yl)imidazo[1,5-a]pyrazin-1-yl)-N-(4-propylpyridin-2-yl)benzamide,
 (S,E)-4-(8-amino-3-(1-(4-methoxy-N-methylbut-2-enamido)ethyl)imidazo[1,5-a]pyrazin-1-yl)-N-(4-propylpyridin-2-yl)benzamide,
 (S)-4-(8-amino-3-(1-(vinylsulfonyl)piperidin-2-yl)imidazo[1,5-a]pyrazin-1-yl)-N-(4-propylpyridin-2-yl)benzamide,
 (S)-4-(8-amino-3-(1-but-2-ynoylpyrrolidin-2-yl)imidazo[1,5-a]pyrazin-1-yl)-2-fluoro-N-(pyridin-2-yl)benzamide,
 (S,E)-4-(8-amino-3-(1-(4-methoxybut-2-enoyl)pyrrolidin-2-yl)imidazo[1,5-a]pyrazin-1-yl)-N-(4-methoxypyridin-2-yl)benzamide,
 (S,E)-4-(8-amino-3-(1-(4-methoxybut-2-enoyl)pyrrolidin-2-yl)imidazo[1,5-a]pyrazin-1-yl)-2-fluoro-N-(4-methoxypyridin-2-yl)benzamide,
 (S,E)-4-(8-amino-3-(1-(4-methoxybut-2-enoyl)pyrrolidin-2-yl)imidazo[1,5-a]pyrazin-1-yl)-N-(4-fluoropyridin-2-yl)benzamide,
 (S,E)-4-(8-amino-3-(1-(4-methoxybut-2-enoyl)piperidin-2-yl)imidazo[1,5-a]pyrazin-1-yl)-N-(isoxazol-3-yl)benzamide,
 (S,E)-4-(8-amino-3-(1-(4-methoxybut-2-enoyl)piperidin-2-yl)imidazo[1,5-a]pyrazin-1-yl)-N-(pyrimidin-2-yl)benzamide,
 4-(8-amino-3-((S)-1-(2-chloropyrimidine-4-carbonyl)piperidin-2-yl)imidazo[1,5-a]pyrazin-1-yl)-3-methyl-N-(pyridin-2-yl)benzamide,
 (S,E)-4-(8-amino-3-(1-(4-methoxybut-2-enoyl)pyrrolidin-2-yl)imidazo[1,5-a]pyrazin-1-yl)-N-(4-methylpyridin-2-yl)benzamide,
 (S,E)-4-(8-amino-3-(1-(4-methoxybut-2-enoyl)pyrrolidin-2-yl)imidazo[1,5-a]pyrazin-1-yl)-N-(4-isopropylpyridin-2-yl)benzamide,
 (S,E)-4-(8-amino-3-(1-(4-(dimethylamino)but-2-enoyl)pyrrolidin-2-yl)imidazo[1,5-a]pyrazin-1-yl)-N-(4-methylpyridin-2-yl)benzamide,
 (S)-4-(8-amino-3-(1-but-2-ynoylpyrrolidin-2-yl)imidazo[1,5-a]pyrazin-1-yl)-N-(thiazol-2-yl)benzamide,
 (S)-4-(3-(1-acryloylpiperidin-2-yl)-8-aminoimidazo[1,5-a]pyrazin-1-yl)-N-(4-propylpyridin-2-yl)benzamide,
 (S)-4-(3-(1-acryloylpyrrolidin-2-yl)-8-aminoimidazo[1,5-a]pyrazin-1-yl)-N-(4-(trifluoromethyl)pyridin-2-yl)benzamide,
 (S)-4-(8-amino-3-(1-but-2-ynoylpiperidin-2-yl)imidazo[1,5-a]pyrazin-1-yl)-N-(4-(trifluoromethyl)pyridin-2-yl)benzamide

mide,

(S)-4-(8-amino-3-(1-but-2-ynoylpiperidin-2-yl)imidazo[1,5-a]pyrazin-1-yl)-N-(4-propylpyridin-2-yl)benzamide,

(S,E)-4-(8-amino-3-(1-(4-(dimethylamino)but-2-enoyl)pyrrolidin-2-yl)imidazo[1,5-a]pyrazin-1-yl)-N-(4-isopropylpyridin-2-yl)benzamide,

4-(8-amino-3-((S)-1-(vinylsulfonyl)piperidin-2-yl)imidazo[1,5-a]pyrazin-1-yl)-3-methyl-N-(pyridin-2-yl)benzamide,

(S)-4-(8-amino-3-(1-but-2-ynoylpiperidin-2-yl)imidazo[1,5-a]pyrazin-1-yl)-2-fluoro-N-(4-propylpyridin-2-yl)benzamide,

4-(3-((S)-1-acryloylpiperidin-2-yl)-8-aminoimidazo[1,5-a]pyrazin-1-yl)-3-methyl-N-(pyridin-2-yl)benzamide,

(E)-4-(8-amino-3-(4-(dimethylamino)but-2-enamido)methyl)imidazo[1,5-a]pyrazin-1-yl)-N-(pyridin-2-yl)benzamide,

(S)-4-(8-amino-3-(1-(2-chloropyrimidine-4-carbonyl)pyrrolidin-2-yl)imidazo[1,5-a]pyrazin-1-yl)-N-(4-isopropylpyridin-2-yl)benzamide,

(S)-4-(8-amino-3-(1-(2-chloropyrimidine-4-carbonyl)pyrrolidin-2-yl)imidazo[1,5-a]pyrazin-1-yl)-N-(4,5,6,7-tetrahydrobenzo[d]thiazol-2-yl)benzamide,

(S,E)-4-(8-amino-3-(1-(4-methoxybut-2-enoyl)piperidin-2-yl)imidazo[1,5-a]pyrazin-1-yl)-N-(pyridazin-3-yl)benzamide,

(S,E)-4-(8-amino-3-(1-(4-(dimethylamino)but-2-enoyl)piperidin-2-yl)imidazo[1,5-a]pyrazin-1-yl)-N-(pyridazin-3-yl)benzamide,

(S)-4-(8-amino-3-(1-(2-chloropyrimidine-4-carbonyl)piperidin-2-yl)imidazo[1,5-a]pyrazin-1-yl)-N-(pyridazin-3-yl)benzamide,

(S,E)-4-(8-amino-3-(1-(4-methoxy-N-methylbut-2-enamido)ethyl)imidazo[1,5-a]pyrazin-1-yl)-N-(4-(trifluoromethyl)pyridin-2-yl)benzamide,

(S,E)-4-(8-amino-3-(1-(4-(dimethylamino)-N-methylbut-2-enamido)ethyl)imidazo[1,5-a]pyrazin-1-yl)-N-(4-propylpyridin-2-yl)benzamide,

(S,E)-4-(8-amino-3-(1-(4-(pyrrolidin-1-yl)but-2-enoyl)pyrrolidin-2-yl)imidazo[1,5-a]pyrazin-1-yl)-N-(4-propylpyridin-2-yl)benzamide,

(S,E)-4-(8-amino-3-(1-(4-(dimethylamino)but-2-enoyl)piperidin-2-yl)imidazo[1,5-a]pyrazin-1-yl)-N-(pyridin-2-yl)benzamide,

(S)-4-(8-amino-3-(1-(2-chloropyrimidine-4-carbonyl)pyrrolidin-2-yl)imidazo[1,5-a]pyrazin-1-yl)-N-(4-propylpyridin-2-yl)benzamide,

(S)-4-(8-amino-3-(1-(2-chloropyrimidine-4-carbonyl)piperidin-2-yl)imidazo[1,5-a]pyrazin-1-yl)-N-(4-fluoropyridin-2-yl)benzamide,

(S,E)-4-(8-amino-3-(1-(4-methoxybut-2-enoyl)piperidin-2-yl)imidazo[1,5-a]pyrazin-1-yl)-N-(4-fluoropyridin-2-yl)benzamide,

(S,E)-4-(8-amino-3-(1-(4-methoxybut-2-enoyl)pyrrolidin-2-yl)imidazo[1,5-a]pyrazin-1-yl)-N-(4,5,6,7-tetrahydrobenzo[d]thiazol-2-yl)benzamide,

(S)-4-(8-amino-3-(1-(2-chloropyrimidine-4-carbonyl)pyrrolidin-2-yl)imidazo[1,5-a]pyrazin-1-yl)-2-methoxy-N-(pyridin-2-yl)benzamide,

(S)-4-(8-amino-3-(1-(2-chloropyrimidine-4-carbonyl)pyrrolidin-2-yl)imidazo[1,5-a]pyrazin-1-yl)-2-fluoro-N-(pyridin-2-yl)benzamide,

4-(8-amino-3-((S)-1-((E)-4-methoxybut-2-enoyl)piperidin-2-yl)imidazo[1,5-a]pyrazin-1-yl)-3-methyl-N-(pyridin-2-yl)benzamide,

(S,E)-4-(8-amino-3-(1-(4-methoxybut-2-enoyl)piperidin-2-yl)imidazo[1,5-a]pyrazin-1-yl)-N-(pyrimidin-4-yl)benzamide,

4-(8-amino-3-((S)-1-((E)-4-methoxybut-2-enoyl)pyrrolidin-2-yl)imidazo[1,5-a]pyrazin-1-yl)-3-methyl-N-(4-propylpyridin-2-yl)benzamide,

(S,E)-4-(8-amino-3-(1-(4-methoxybut-2-enoyl)piperidin-2-yl)imidazo[1,5-a]pyrazin-1-yl)-N-(4-methylpyrimidin-2-yl)benzamide,

(S)-4-(8-amino-3-(1-but-2-ynoylpiperidin-2-yl)imidazo[1,5-a]pyrazin-1-yl)-N-(4-methylpyrimidin-2-yl)benzamide,

(S)-4-(8-amino-3-(1-(2-chloropyrimidine-4-carbonyl)piperidin-2-yl)imidazo[1,5-a]pyrazin-1-yl)-N-(pyrimidin-2-yl)benzamide,

(S)-4-(8-amino-3-(1-methacryloylpyrrolidin-2-yl)imidazo[1,5-a]pyrazin-1-yl)-N-(pyridin-2-yl)benzamide, (S)-4-(8-amino-3-(1-(2-(trifluoromethyl)acryloyl)pyrrolidin-2-yl)imidazo[1,5-a]pyrazin-1-yl)-N-(pyridin-2-yl)benzamide,

(S,E)-4-(8-amino-3-(1-but-2-enoylpyrrolidin-2-yl)imidazo[1,5-a]pyrazin-1-yl)-N-(pyridin-2-yl)benzamide,

(S)-4-(8-amino-3-(1-(cyanomethyl)pyrrolidin-2-yl)imidazo[1,5-a]pyrazin-1-yl)-N-(pyridin-2-yl)benzamide,

(E)-4-(8-amino-3-(4-methoxybut-2-enamido)methyl)imidazo[1,5-a]pyrazin-1-yl)-N-(pyridin-2-yl)benzamide,

(S)-4-(8-amino-3-(1-but-2-ynoylpyrrolidin-2-yl)imidazo[1,5-a]pyrazin-1-yl)-N-(4-(pyrrolidin-1-yl)pyridin-2-yl)benzamide,

(E)-4-(8-amino-3-(1-(4-methoxybut-2-enoyl)azepan-2-yl)imidazo[1,5-a]pyrazin-1-yl)-N-(pyridin-2-yl)benzamide,
 (S,E)-4-(8-amino-3-(1-(4-methoxybut-2-enoyl)pyrrolidin-2-yl)imidazo[1,5-a]pyrazin-1-yl)-N-(4-cyanopyridin-2-yl)benzamide,
 (S)-4-(8-amino-3-(1-but-2-ynoylpyrrolidin-2-yl)imidazo[1,5-a]pyrazin-1-yl)-2-methoxy-N-(pyridin-2-yl)benzamide,
 (S)-4-(3-(1-acrylamidoethyl)-8-aminoimidazo[1,5-a]pyrazin-1-yl)-N-(pyridin-2-yl)benzamide,
 (S)-4-(3-(1-acryloylpyrrolidin-2-yl)-8-aminoimidazo[1,5-a]pyrazin-1-yl)-N-(thiazol-2-yl)benzamide,
 (S)-4-(8-amino-3-(1-but-2-ynoylpyrrolidin-2-yl)imidazo[1,5-a]pyrazin-1-yl)-N-(4-isopropylpyridin-2-yl)benzamide,
 (S,E)-4-(8-amino-3-(1-(4-methoxybut-2-enoyl)pyrrolidin-2-yl)imidazo[1,5-a]pyrazin-1-yl)-2-methoxy-N-(pyridin-2-yl)benzamide,
 (S,E)-4-(8-amino-3-(1-cinnamoylpyrrolidin-2-yl)imidazo[1,5-a]pyrazin-1-yl)-N-(pyridin-2-yl)benzamide,
 (S)-N-(1-(8-amino-1-(4-(pyridin-2-ylcarbamoyl)phenyl)imidazo[1,5-a]pyrazin-3-yl)ethyl)-2-chloropyrimidine-4-carboxamide,
 (S)-4-(8-amino-3-(1-but-2-ynoylpyrrolidin-2-yl)imidazo[1,5-a]pyrazin-1-yl)-N-(4-fluoropyridin-2-yl)benzamide,
 (S)-4-(8-amino-3-(1-(2-chloropyrimidine-4-carbonyl)piperidin-2-yl)imidazo[1,5-a]pyrazin-1-yl)-N-(4-propylpyridin-2-yl)benzamide,
 (S,E)-4-(8-amino-3-(1-(4-methoxybut-2-enoyl)piperidin-2-yl)imidazo[1,5-a]pyrazin-1-yl)-N-(4-(trifluoromethyl)pyridin-2-yl)benzamide,
 (S)-4-(3-(1-acryloylpiperidin-2-yl)-8-aminoimidazo[1,5-a]pyrazin-1-yl)-N-(4-(trifluoromethyl)pyridin-2-yl)benzamide,
 (S)-4-(8-amino-3-(1-but-2-ynoylpiperidin-2-yl)imidazo[1,5-a]pyrazin-1-yl)-2-methoxy-N-(4-propylpyridin-2-yl)benzamide,
 (S,E)-4-(8-amino-3-(1-(4-methoxybut-2-enoyl)piperidin-2-yl)imidazo[1,5-a]pyrazin-1-yl)-2-methoxy-N-(4-propylpyridin-2-yl)benzamide,
 4-(8-amino-3-(but-2-ynamidomethyl)imidazo[1,5-a]pyrazin-1-yl)-N-(pyridin-2-yl)benzamide,
 (S)-4-(8-amino-3-(1-(N-methylbut-2-ynamido)ethyl)imidazo[1,5-a]pyrazin-1-yl)-N-(4-propylpyridin-2-yl)benzamide,
 (S,E)-4-(8-amino-3-(1-(4-methoxybut-2-enoyl)piperidin-2-yl)imidazo[1,5-a]pyrazin-1-yl)-2-fluoro-N-(4-propylpyridin-2-yl)benzamide,
 (S)-4-(8-amino-3-(1-(2-chloropyrimidine-4-carbonyl)piperidin-2-yl)imidazo[1,5-a]pyrazin-1-yl)-N-(4-(trifluoromethyl)pyridin-2-yl)benzamide,
 (S)-4-(8-amino-3-(1-but-2-ynoylpiperidin-2-yl)imidazo[1,5-a]pyrazin-1-yl)-N-(5-ethylthiazol-2-yl)benzamide,
 (S)-4-(3-(1-acryloylpiperidin-2-yl)-8-aminoimidazo[1,5-a]pyrazin-1-yl)-N-(5-ethylthiazol-2-yl)benzamide,
 (S)-4-(8-amino-3-(1-(2-chloropyrimidine-4-carbonyl)piperidin-2-yl)imidazo[1,5-a]pyrazin-1-yl)-N-(5-ethylthiazol-2-yl)benzamide,
 (S)-4-(8-amino-3-(1-(2-chloropyrimidine-4-carbonyl)pyrrolidin-2-yl)imidazo[1,5-a]pyrazin-1-yl)-N-(4-(trifluoromethyl)pyridin-2-yl)benzamide,
 (R,E)-4-(8-amino-3-(4-(4-methoxybut-2-enoyl)morpholin-3-yl)imidazo[1,5-a]pyrazin-1-yl)-N-(pyridin-2-yl)benzamide,
 (S,E)-4-(8-amino-3-(1-(4-methoxybut-2-enoyl)piperidin-2-yl)imidazo[1,5-a]pyrazin-1-yl)-N-(4-propylpyridin-2-yl)benzamide,
 (S)-4-(3-(1-acryloylpyrrolidin-2-yl)-8-aminoimidazo[1,5-a]pyrazin-1-yl)-N-(4-cyanopyridin-2-yl)benzamide,
 (S)-4-(8-amino-3-(1-but-2-ynoylpyrrolidin-2-yl)imidazo[1,5-a]pyrazin-1-yl)-N-(4-methoxypyridin-2-yl)benzamide,
 (S)-4-(3-(1-acryloylpyrrolidin-2-yl)-8-aminoimidazo[1,5-a]pyrazin-1-yl)-N-(4-methylpyridin-2-yl)benzamide,
 (S)-4-(3-(1-acryloylpyrrolidin-2-yl)-8-aminoimidazo[1,5-a]pyrazin-1-yl)-N-(4-propylpyridin-2-yl)benzamide,
 (S)-4-(3-(1-acryloylpyrrolidin-2-yl)-8-aminoimidazo[1,5-a]pyrazin-1-yl)-N-(4-ethylpyridin-2-yl)benzamide,
 (S,E)-4-(8-amino-3-(1-(4-(dimethylamino)but-2-enoyl)pyrrolidin-2-yl)imidazo[1,5-a]pyrazin-1-yl)-N-(pyridin-2-yl)benzamide,
 (S,E)-4-(8-amino-3-(1-(4-methoxybut-2-enoyl)pyrrolidin-2-yl)imidazo[1,5-a]pyrazin-1-yl)-N-(4-(trifluoromethyl)pyridin-2-yl)benzamide,
 (S)-4-(8-amino-3-(1-(2-chloropyrimidine-4-carbonyl)pyrrolidin-2-yl)imidazo[1,5-a]pyrazin-1-yl)-N-(4-methylpyridin-2-yl)benzamide,
 (S)-4-(8-amino-3-(1-but-2-ynoylpyrrolidin-2-yl)imidazo[1,5-a]pyrazin-1-yl)-N-(4-cyanopyridin-2-yl)benzamide,
 (S)-4-(8-amino-3-(1-but-2-ynoylpyrrolidin-2-yl)imidazo[1,5-a]pyrazin-1-yl)-N-(4-ethylpyridin-2-yl)benzamide,
 (S)-4-(8-amino-3-(1-but-2-ynoylpyrrolidin-2-yl)imidazo[1,5-a]pyrazin-1-yl)-N-(4-phenylpyridin-2-yl)benzamide, and
 (S)-4-(3-(1-acryloylpyrrolidin-2-yl)-8-aminoimidazo[1,5-a]pyrazin-1-yl)-N-(4-phenylpyridin-2-yl)benzamide.

[0056] The invention also relates to those compounds wherein all specific definitions for R1 through R14 and all substituent groups in the various aspects of the inventions defined here above occur in any combination within the definition of the 6-5 membered fused pyridine ring compounds i.e. 8-amino-imidazo[1,5-a]pyrazine and 4-amino-imidazo[1,5-f][1,2,4]triazine compounds of formula I.

[0057] The 6-5 membered fused pyridine ring compounds like 8-amino-imidazo[1,5-a]pyrazine and 4-amino-imidazo[1,5-f][1,2,4]triazine compounds of the invention inhibit the Btk kinase activity. All compounds of the invention have an EC₅₀ of 10 μ M or lower.

[0058] In another aspect the invention relates to compounds of formula I which have an EC₅₀ of less than 100 nM. In yet another aspect the invention relates to compounds of formula I which have an EC₅₀ of less than 10 nM.

[0059] The term EC₅₀ means the concentration of the test compound that is required for 50% inhibition of its maximum effect in vitro.

[0060] Inhibition of kinase activity can be measured using the Immobilized Metal Assay for Phosphochemicals (IMAP) assay. IMAP is a homogeneous fluorescence polarization (FP) assay based on affinity capture of phosphorylated peptide substrates. IMAP uses fluorescein-labeled peptide substrates that, upon phosphorylation by a protein kinase, bind to so-called IMAP nanoparticles, which are derivatized with trivalent metal complexes. Binding causes a change in the rate of the molecular motion of the peptide, and results in an increase in the FP value observed for the fluorescein label attached to the substrate peptide (Gaudet et al. A homogeneous fluorescence polarization assay adaptable for a range of protein serine/threonine and tyrosine kinases. *J. Biomol. Screen* (2003) 8, 164-175).

[0061] The compounds of Formula (I) can form salts which are also within the scope of this invention. Reference to a compound of Formula (I) herein is understood to include reference to salts thereof, unless otherwise indicated. The term "salt(s)", as employed herein, denotes acidic salts formed with inorganic and/or organic acids, as well as basic salts formed with inorganic and/or organic bases. In addition, when a compound of Formula (I) contains both a basic moiety, such as, but not limited to a pyridine or imidazole, and an acidic moiety, such as, but not limited to a carboxylic acid, zwitterions ("inner salts") may be formed and are included within the term "salt(s)" as used herein. Such acidic and basic salts used within the scope of the invention are pharmaceutically acceptable (i.e., non-toxic, physiologically acceptable) salts. Salts of the compounds of Formula (I) may be formed, for example, by reacting a compound of Formula (I) with an amount of acid or base, such as an equivalent amount, in a medium such as one in which the salt precipitates or in an aqueous medium followed by lyophilization.

[0062] Exemplary acid addition salts include acetates, ascorbates, benzoates, benzenesulfonates, bisulfates, borates, butyrates, citrates, camphorates, camphorsulfonates, fumarates, hydrochlorides, hydrobromides, hydroiodides, lactates, maleates, methanesulfonates, naphthalenesulfonates, nitrates, oxalates, phosphates, propionates, salicylates, succinates, sulfates, tartarates, thiocyanates, toluenesulfonates (also known as tosylates,) and the like. Additionally, acids which are generally considered suitable for the formation of pharmaceutically useful salts from basic pharmaceutical compounds are discussed, for example, by P. Stahl et al, Camille G. (eds.) *Handbook of Pharmaceutical Salts. Properties, Selection and Use.* (2002) Zurich: Wiley-VCH; S. Berge et al, *Journal of Pharmaceutical Sciences* (1977) 66(1) 1-19; P. Gould, *International J. of Pharmaceutics* (1986) 33 201-217; Anderson et al, *The Practice of Medicinal Chemistry* (1996), Academic Press, New York; and in *The Orange Book* (Food & Drug Administration, Washington, D.C. on their website). These disclosures are incorporated herein by reference.

[0063] Exemplary basic salts include ammonium salts, alkali metal salts such as sodium, lithium, and potassium salts, alkaline earth metal salts such as calcium and magnesium salts, salts with organic bases (for example, organic amines) such as dicyclohexylamines, t-butyl amines, and salts with amino acids such as arginine, lysine and the like. Basic nitrogen-containing groups may be quarternized with agents such as lower alkyl halides (e.g., methyl, ethyl, and butyl chlorides, bromides and iodides), dialkyl sulfates (e.g., dimethyl, diethyl, and dibutyl sulfates), long chain halides (e.g., decyl, lauryl, and stearyl chlorides, bromides and iodides), aralkyl halides (e.g., benzyl and phenethyl bromides), and others.

[0064] The compounds of Formula I may contain asymmetric or chiral centers, and, therefore, exist in different stereoisomeric forms. It is intended that all stereoisomeric forms of the compounds of Formula (I) as well as mixtures thereof, including racemic mixtures, form part of the present invention. In addition, the present invention embraces all geometric and positional isomers. For example, if a compound of Formula (I) incorporates a double bond or a fused ring, both the cis- and trans-forms, as well as mixtures, are embraced within the scope of the invention.

[0065] Diastereomeric mixtures can be separated into their individual diastereomers on the basis of their physical chemical differences by methods well known to those skilled in the art, such as, for example, by chromatography and/or fractional crystallization. Enantiomers can be separated by converting the enantiomeric mixture into a diastereomeric mixture by reaction with an appropriate optically active compound (e.g. chiral auxiliary such as a chiral alcohol or Mosher's acid chloride), separating the diastereomers and converting (e.g. hydrolyzing) the individual diastereomers to the corresponding pure enantiomers. Also, some of the compounds of Formula (I) may be atropisomers (e.g. substituted biaryls) and are considered as part of this invention. Enantiomers can also be separated by use of chiral HPLC column.

[0066] It is also possible that the compounds of Formula (I) may exist in different tautomeric forms, and all such forms are embraced within the scope of the invention. Also, for example, all keto-enol and imine-enamine forms of the compounds are included in the invention.

[0067] All stereoisomers (for example, geometric isomers, optical isomers and the like) of the present compounds (including those of the salts, solvates, esters and prodrugs of the compounds as well as the salts, solvates and esters

of the prodrugs), such as those which may exist due to asymmetric carbons on various substituents, including enantiomeric forms (which may exist even in the absence of asymmetric carbons), rotameric forms, atropisomers, and diastereomeric forms, are contemplated within the scope of this invention, as are positional isomers. Individual stereoisomers of the compounds of the invention may, for example, be substantially free of other isomers, or may be admixed, for example, as racemates or with all other, or other selected, stereoisomers. The chiral centers of the present invention can have the S or R configuration as defined by the IUPAC 1974 Recommendations. The use of the terms "salt", "solvate", "ester", "prodrug" and the like, is intended to equally apply to the salt, solvate, ester and prodrug of enantiomers, stereoisomers, rotamers, tautomers, positional isomers, racemates or prodrugs of the inventive compounds.

[0068] A discussion of prodrugs is provided in T. Higuchi and V. Stella, *Pro-drugs as Novel Delivery Systems* (1987) 14 of the A.C.S. Symposium Series, and in *Bioreversible Carriers in Drug Design*, (1987) Edward B. Roche, ed., American Pharmaceutical Association and Pergamon Press. The term "prodrug" means a compound (e.g. a drug precursor) that is transformed in vivo to yield a compound of Formula (I) or a pharmaceutically acceptable salt, hydrate or solvate of the compound. The transformation may occur by various mechanisms (e.g. by metabolic or chemical processes), such as, for example, through hydrolysis in blood. A discussion of the use of prodrugs is provided by T. Higuchi and W. Stella, "Pro-drugs as Novel Delivery Systems," Vol. 14 of the A.C.S. Symposium Series, and in *Bioreversible Carriers in Drug Design*, ed. Edward B. Roche, American Pharmaceutical Association and Pergamon Press, 1987.

[0069] The compounds of the invention may form hydrates or solvates. It is known to those of skill in the art that charged compounds form hydrated species when lyophilized with water, or form solvated species when concentrated in a solution with an appropriate organic solvent. The compounds of this invention include the hydrates or solvates of the compounds listed.

[0070] One or more compounds of the invention may exist in unsolvated as well as solvated forms with pharmaceutically acceptable solvents such as water, ethanol, and the like, and it is intended that the invention embrace both solvated and unsolvated forms. "Solvate" means a physical association of a compound of this invention with one or more solvent molecules. This physical association involves varying degrees of ionic and covalent bonding, including hydrogen bonding. In certain instances the solvate will be capable of isolation, for example when one or more solvent molecules are incorporated in the crystal lattice of the crystalline solid. "Solvate" encompasses both solution-phase and isolatable solvates. Non-limiting examples of suitable solvates include ethanولات, methanولات, and the like. "Hydrate" is a solvate wherein the solvent molecule is H₂O.

[0071] The present invention also relates to a pharmaceutical composition comprising 6-5 membered fused pyridine ring compounds like imidazopyrazine and imidazotriazine compounds or pharmaceutically acceptable salts thereof having the general formula I in admixture with pharmaceutically acceptable auxiliaries and optionally other therapeutic agents. The auxiliaries must be "acceptable" in the sense of being compatible with the other ingredients of the composition and not deleterious to the recipients thereof.

[0072] The invention further includes a compound of formula I in combination with one or more other drug(s).

[0073] Compositions include e.g. those suitable for oral, sublingual, subcutaneous, intravenous, intramuscular, nasal, local, or rectal administration, and the like, all in unit dosage forms for administration.

[0074] For oral administration, the active ingredient may be presented as discrete units, such as tablets, capsules, powders, granulates, solutions, suspensions, and the like.

[0075] For parenteral administration, the pharmaceutical composition of the invention may be presented in unit-dose or multi-dose containers, e.g. injection liquids in predetermined amounts, for example in sealed vials and ampoules, and may also be stored in a freeze dried (lyophilized) condition requiring only the addition of sterile liquid carrier, e.g. water, prior to use.

[0076] Mixed with such pharmaceutically acceptable auxiliaries, e.g. as described in the standard reference, Gennaro, A.R. et al., *Remington: The Science and Practice of Pharmacy* (20th Edition., Lippincott Williams & Wilkins, 2000, see especially Part 5: Pharmaceutical Manufacturing), the active agent may be compressed into solid dosage units, such as pills, tablets, or be processed into capsules or suppositories. By means of pharmaceutically acceptable liquids the active agent can be applied as a fluid composition, e.g. as an injection preparation, in the form of a solution, suspension, emulsion, or as a spray, e.g. a nasal spray.

[0077] For making solid dosage units, the use of conventional additives such as fillers, colorants, polymeric binders and the like is contemplated. In general any pharmaceutically acceptable additive which does not interfere with the function of the active compounds can be used. Suitable carriers with which the active agent of the invention can be administered as solid compositions include lactose, starch, cellulose derivatives and the like, or mixtures thereof, used in suitable amounts. For parenteral administration, aqueous suspensions, isotonic saline solutions and sterile injectable solutions may be used, containing pharmaceutically acceptable dispersing agents and/or wetting agents, such as propylene glycol or butylene glycol.

[0078] The invention further includes a pharmaceutical composition, as hereinbefore described, in combination with packaging material suitable for said composition, said packaging material including instructions for the use of the composition for the use as hereinbefore described.

[0079] The exact dose and regimen of administration of the active ingredient, or a pharmaceutical composition thereof, may vary with the particular compound, the route of administration, and the age and condition of the individual subject to whom the medicament is to be administered.

[0080] In general parenteral administration requires lower dosages than other methods of administration which are more dependent upon absorption. However, a dosage for humans preferably contains 0.0001-25 mg per kg body weight. The desired dose may be presented as one dose or as multiple subdoses administered at appropriate intervals throughout the day, or, in case of female recipients, as doses to be administered at appropriate daily intervals throughout the menstrual cycle. The dosage as well as the regimen of administration may differ between a female and a male recipient.

[0081] In the compounds of generic Formula I, the atoms may exhibit their natural isotopic abundances, or one or more of the atoms may be artificially enriched in a particular isotope having the same atomic number, but an atomic mass or mass number different from the atomic mass or mass number predominantly found in nature. The present invention is meant to include all suitable isotopic variations of the compounds of generic Formula I. For example, different isotopic forms of hydrogen (H) include protium (^1H) and deuterium (^2H). Protium is the predominant hydrogen isotope found in nature. Enriching for deuterium may afford certain therapeutic advantages, such as increasing in vivo half-life or reducing dosage requirements, or may provide a compound useful as a standard for characterization of biological samples. Isotopically-enriched compounds within generic Formula I can be prepared without undue experimentation by conventional techniques well known to those skilled in the art or by processes analogous to those described in the Schemes and Examples herein using appropriate isotopically-enriched reagents and/or intermediates.

[0082] The compounds according to the invention can be used in therapy.

[0083] A further aspect of the invention resides in the use of 6-5 membered fused pyridine ring compounds or a pharmaceutically acceptable salt thereof, having the general formula I for the manufacture of a medicament to be used for the treatment of Btk-mediated diseases or Btk-mediated conditions.

[0084] A further aspect of the invention resides in the use of 6-5 membered fused pyridine ring compounds or a pharmaceutically acceptable salt thereof having the general formula I for the manufacture of a medicament to be used for the treatment of chronic B cell disorders in which T cells play a prominent role. In yet another aspect the invention resides in the use of 6-5 membered fused pyridine ring compounds like 8-amino-imidazo[1,5-a]pyrazine and 4-amino-imidazo[1,5-f][1,2,4]triazine compounds having the general formula I for the manufacture of a medicament to be used for the treatment of Btk-mediated diseases or conditions. These include, but are not limited to, the treatment of B cell lymphomas resulting from chronic active B cell receptor signaling.

[0085] Thus, the compounds according to the invention can be used in therapies to treat or prevent diseases Bruton's Tyrosine Kinase (Btk) mediated disorders. Btk mediated disorders or Btk mediated condition as used herein, mean any disease state or other deleterious condition in which B cells, mast cells, myeloid cells or osteoclasts play a central role. These diseases include but are not limited to, immune, autoimmune and inflammatory diseases, allergies, infectious diseases, bone resorption disorders and proliferative diseases.

[0086] Immune, autoimmune and inflammatory diseases that can be treated or prevented with the compounds of the present invention include rheumatic diseases (e.g. rheumatoid arthritis, psoriatic arthritis, infectious arthritis, progressive chronic arthritis, deforming arthritis, osteoarthritis, traumatic arthritis, gouty arthritis, Reiter's syndrome, polychondritis, acute synovitis and spondylitis), glomerulonephritis (with or without nephrotic syndrome), autoimmune hematologic disorders (e.g. hemolytic anemia, aplastic anemia, idiopathic thrombocytopenia, and neutropenia), autoimmune gastritis, and autoimmune inflammatory bowel diseases (e.g. ulcerative colitis and Crohn's disease), host versus graft disease, allograft rejection, chronic thyroiditis, Graves' disease, scleroderma, diabetes (type I and type II), active hepatitis (acute and chronic), pancreatitis, primary biliary cirrhosis, myasthenia gravis, multiple sclerosis, systemic lupus erythematosus, psoriasis, atopic dermatitis, contact dermatitis, eczema, skin sunburns, vasculitis (e.g. Behcet's disease) chronic renal insufficiency, Stevens-Johnson syndrome, inflammatory pain, idiopathic sprue, cachexia, sarcoidosis, Guillain-Barré syndrome, uveitis, conjunctivitis, kerato conjunctivitis, otitis media, periodontal disease, pulmonary interstitial fibrosis, asthma, bronchitis, rhinitis, sinusitis, pneumoconiosis, pulmonary insufficiency syndrome, pulmonary emphysema, pulmonary fibrosis, silicosis, chronic inflammatory pulmonary disease (e.g. chronic obstructive pulmonary disease) and other inflammatory or obstructive disease on airways.

[0087] Allergies that can be treated or prevented include, among others, allergies to foods, food additives, insect poisons, dust mites, pollen, animal materials and contact allergens, type I hypersensitivity allergic asthma, allergic rhinitis, allergic conjunctivitis.

[0088] Infectious diseases that can be treated or prevented include, among others, sepsis, septic shock, endotoxic shock, sepsis by Gram-negative bacteria, shigellosis, meningitis, cerebral malaria, pneumonia, tuberculosis, viral myocarditis, viral hepatitis (hepatitis A, hepatitis B and hepatitis C), HIV infection, retinitis caused by cytomegalovirus, influenza, herpes, treatment of infections associated with severe burns, myalgias caused by infections, cachexia secondary to infections, and veterinary viral infections such as lentivirus, caprine arthritic virus, visna-maedi virus, feline immunodeficiency virus, bovine immunodeficiency virus or canine immunodeficiency virus.

[0089] Bone resorption disorders that can be treated or prevented include, among others, osteoporosis, osteoarthritis,

traumatic arthritis, gouty arthritis and bone disorders related with multiple myeloma.

[0090] Proliferative diseases that can be treated or prevented include, among others, non-Hodgkin lymphoma (in particular the subtypes diffuse large B-cell lymphoma (DLBCL) and mantle cell lymphoma (MCL)), B cell chronic lymphocytic leukemia and acute lymphoblastic leukemia (ALL) with mature B cell, ALL in particular.

[0091] In particular compounds of the invention can be used for the treatment of B cell lymphomas resulting from chronic active B cell receptor signaling.

[0092] Inhibition of kinase activity can be measured using the Immobilized Metal Assay for Phosphochemicals (IMAP) assay. IMAP is a homogeneous fluorescence polarization (FP) assay based on affinity capture of phosphorylated peptide substrates. IMAP uses fluorescein-labeled peptide substrates that, upon phosphorylation by a protein kinase, bind to so-called IMAP nanoparticles, which are derivatized with trivalent metal complexes. Binding causes a change in the rate of the molecular motion of the peptide, and results in an increase in the FP value observed for the fluorescein label attached to the substrate peptide.

[0093] The Btk activity can also be determined in B cell lines such as Ramos cells or in primary cell assays, e.g. PBMC or whole blood from human, monkey, rat or mouse or isolated splenocytes from monkey, rat or mouse. Inhibition of Btk activity can be investigated measuring anti-IgM-induced MIP1 β production (Ramos, PBMC, splenocytes), H₂O₂-induced Btk and PLC γ 2 phosphorylation (Ramos cells), or anti-IgM-induced B cell proliferation or CD86 expression on primary B cells (PBMC and splenocytes).

[0094] Regulation of Btk activity can also be determined on human, monkey, rat or mouse mast cells following activation Fc ϵ R induced degranulation, cytokine production and CD63 induced cell surface expression.

[0095] Furthermore, regulation of Btk activity can be determined on CD14⁺ monocytes differentiated following treatment with M-CSF to osteoclasts and activated with RANKL.

[0096] Activity of Btk inhibitors can be investigated in mouse splenocytes following administration *in vivo*. In a typical experiment mice can be euthanized 3h following compound administration. Spleens can be extracted from the treated mice for splenocyte isolation. Splenocytes can be plated in 96 well culture plates and stimulated with anti-IgM, without further addition of compounds. Anti-IgM-induced B cell stimulation and inhibition thereof by Btk inhibitors can be measured by B cell proliferation, MIP1 β production or CD86 expression on CD19⁺ splenocyte B cells.

[0097] Efficacy of Btk inhibitors can also be investigated in the mouse collagen induced arthritis model using a therapeutic protocol with start of treatment following onset of disease, measuring disease score, X-ray analysis of bone destruction, cartilage breakdown and histology of joints

[0098] Efficacy of Btk inhibitors on the regulation of activated mast cells can be investigated *in vivo* using the passive cutaneous anaphylaxis model.

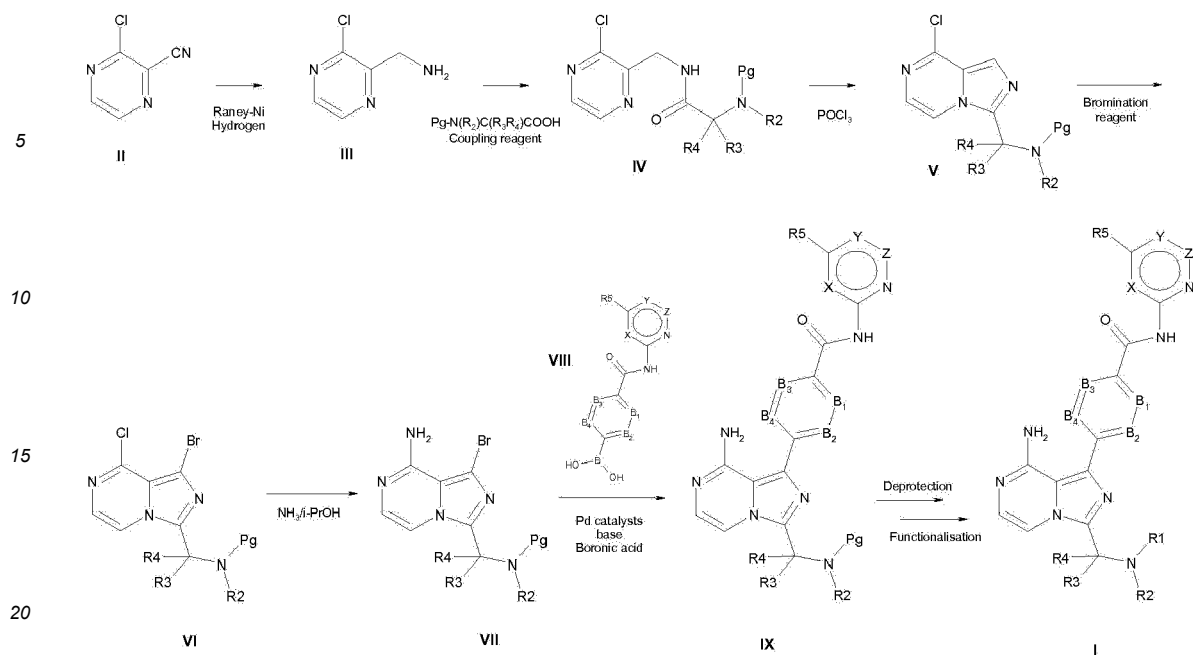
[0099] The effect of Btk inhibitors on bone resorption *in vivo* can be investigated using the rat OVX model. In this model ovariectomized animals develop symptoms of osteoporosis that may be regulated using a Btk inhibitor.

General Synthesis

[0100] The 8-amino-imidazo[1,5-a]pyrazine and 4-amino-imidazo[1,5-f][1,2,4]triazine derivatives of the present invention can be prepared by methods well known in the art of organic chemistry. See, for example, J. March, 'Advanced Organic Chemistry' 4th Edition, John Wiley and Sons. During synthetic sequences it may be necessary and/or desirable to protect sensitive or reactive groups on any of the molecules concerned. This is achieved by means of conventional protecting groups, such as those described in T.W. Greene and P.G.M. Wuts 'Protective Groups in Organic Synthesis' 3rd Edition, John Wiley and Sons, 1999. The protective groups are optionally removed at a convenient subsequent stage using methods well known in the art.

[0101] The products of the reactions are optionally isolated and purified, if desired, using conventional techniques, but not limited to, filtration, distillation, crystallization, chromatography and the like. Such materials are optionally characterized using conventional means, including physical constants and spectral data.

[0102] 8-amino-imidazo[1,5-a]pyrazine compounds of formula I, wherein R₁-R₅ have the previously defined meanings, can be prepared by the general synthetic route shown in scheme I

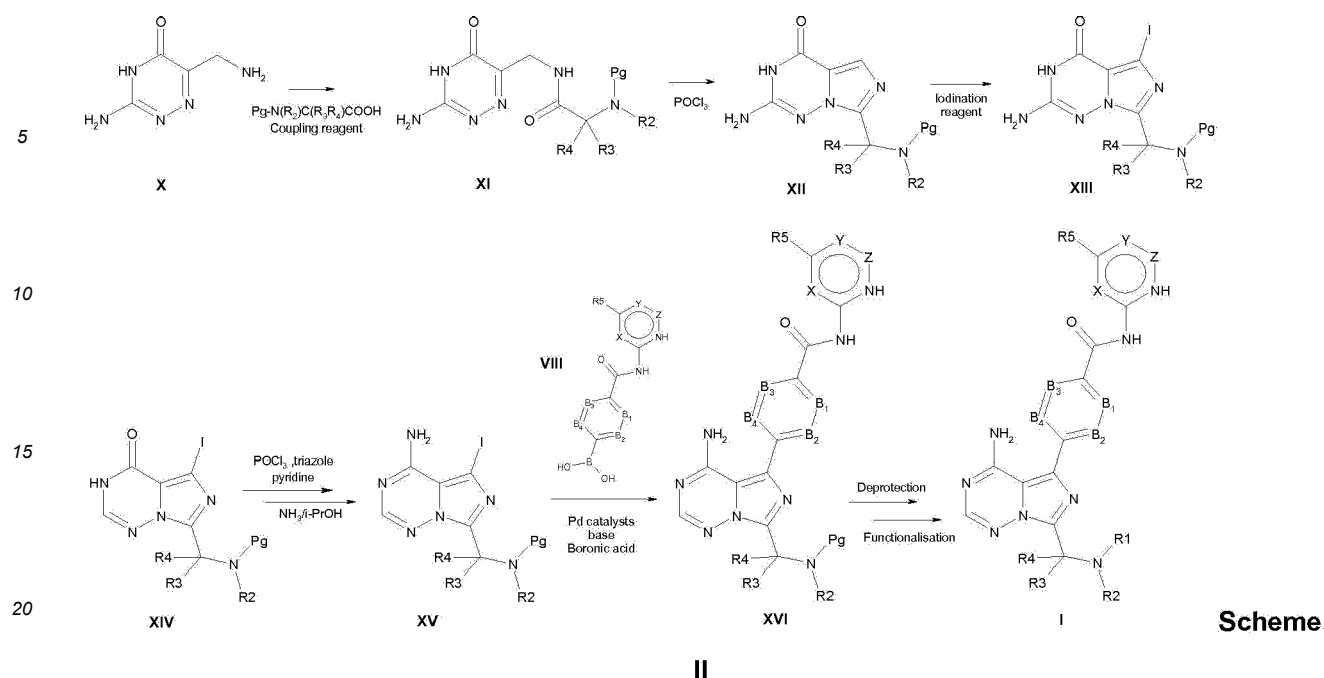


Scheme I

[0103] Reduction of 3-chloropyrazine-2-carbonitrile (**II**) can be accomplished by hydrogenation in the presence of a suitable catalysts system and solvent, for example Raney-Nickel to provide (3-chloropyrazin-2-yl)methanamine (**III**). This can then be reacted with an appropriately amine protected amino acid. The reaction of Cbz-N(R₂)CR₃R₄COOH can be carried out in a solvent such as DMF, THF or DCM in the presence of a base such as DIPEA, N-methylmorpholine, 4-DMAP or triethylamine and in the presence of a coupling reagent such as PyBOP, TBTU, EDCI or HATU to form N-((3-chloropyrazin-2-yl)methyl)amide **IV**. Cyclisation chloropyrazine **IV** can be performed using condensation reagents like phosphorousoxychloride under heating conditions to provide the 8-chloroimidazo[1,5-a]pyrazine derivatives **V**. Subsequent bromination can be accomplished using bromine or N-bromosuccinimide in a suitable solvent like DCM or DMF at appropriate temperature to obtain compounds of formula **VI**. 8-Aminoimidazo[1,5-a]pyrazine derivatives (**VII**) can be prepared from compounds **VI** using ammonia(gas) in isopropanol at elevated temperature in a pressure vessel (>4 atm). Compounds of formula **IX** can be prepared from compounds of formula **VII** using an appropriate boronic acid or pinacol ester (**VIII**), in the presence of a suitable palladium catalyst system and solvent, for example bis(diphenylphosphino)ferrocene palladium(II)chloride complex or tetrakis(triphenylphosphine)palladium(0) in the presence of potassium carbonate in dioxane/water provide compounds of formula **IX**. Finally, cleaving the protective group of compounds with the formula **IX** give the unprotected amine which after functionalisation, using methods well known in the art, with appropriate warheads with previously defined meanings, provided compounds of formula **I**. An example of such protective strategy is the use of the benzyloxycarbonyl protecting group to protect the amine from the amino acids used, and after deprotection with 33% HBr/HOAc or conc. HCl gave the resulting amines. The amino acids HN(R₂)CR₃R₄COOH are either commercially available or they can be readily prepared using methods well known to the skilled organic chemist, to introduce protecting groups like benzyloxycarbonyl or tert-butyloxycarbonyl.

[0104] Palladium catalysts and conditions to form either the pinacol esters or to couple the boronic acids or pinacol esters with the 1-bromoimidazo[1,5-a]pyrazin-8-amine are well known to the skilled organic chemist - see, for example, Ei-ichi Negishi (Editor), Armin de Meijere (Associate Editor), Handbook of Organopalladium Chemistry for Organic Synthesis, John Wiley and Sons, 2002.

[0105] 4-Amino-imidazo[1,5-f][1,2,4]triazine compounds of formula I, wherein R₁-R₅ have the previously defined meanings, can be prepared by the general synthetic route shown in scheme II



[0106] Starting material 3-amino-6-(aminomethyl)-1,2,4-triazin-5(4H)-one **X** can be prepared via a condensation reaction of ethyl bromopyruvate, dibenzylamine, and aminoguanidine carbonate, followed by debenzylation via hydrogenation over Pd-C catalyst [Mitchel, W.L. et al, J. Heterocycl. Chem. 21 (1984) pp697]. This can then be reacted with an appropriately amine protected amino acid. The reaction of Cbz-N(R₂)C(R₃)R₄COOH can be carried out in a solvent such as DMF, THF or DCM in the presence of a base such as DIPEA, N-methylmorpholine, 4-DMAP or triethylamine and in the presence of a coupling reagent such as PyBOP, TBTU, EDCI or HATU to form N-((3-amino-5-oxo-4,5-dihydro-1,2,4-triazin-6-yl)methyl)amide **XI**. Cyclisation of the amino-triazinone **XI** can be performed using condensation reagents like phosphorousoxychloride under heating conditions to provide the 2-aminoimidazo[1,5-f][1,2,4]triazin-4(3H)-one derivatives **XII**. Subsequent iodination can be accomplished using iodine or N-iodosuccinimide in a suitable solvent like DCM or DMF at appropriate temperature to obtain compounds of formula **XIII**. Removal of the 2-amino group in the 2-aminoimidazo[1,5-f][1,2,4]triazin-4(3H)-one derivatives **XIII** can be performed using t-butyl nitrite in solvents like DMF/THF at room temperature to form imidazo[1,5-f][1,2,4]triazin-4(3H)-one derivatives **XIV**. 4-Amino-imidazo[1,5-f][1,2,4]triazine derivatives (**XV**) can be prepared from compounds **XIV** using phosphorousoxychloride, 1,2,4-triazole in pyridine and subsequent ammonolysis with ammonia(gas) in isopropanol at room temperature. Compounds of formula **XVI** can be prepared from compounds of formula **XV** using an appropriate boronic acid or pinacol ester (**VIII**), in the presence of a suitable palladium catalyst system and solvent, for example bis(diphenylphosphino)ferrocene palladium(II)chloride complex or tetrakis(triphenylphosphine)palladium(0) in the presence of potassium carbonate in dioxane/water provide compounds of formula **XVI**. Finally, cleaving the protective group of compounds with the formula **XVI** give the unprotected amine which after functionalisation, using methods well known in the art, with appropriate warheads with previously defined meanings, provided compounds of formula **I**. An example of such protective strategy is the use of the benzyloxycarbonyl protecting group to protect the amine from the amino acids used, and after deprotection with 33% HBr/HOAc or conc. HCl gave the resulting amines.

[0107] The amino acids HN(R₂)C(R₃)R₄COOH are either commercially available or they can be readily prepared using methods well known to the skilled organic chemist, to introduce protecting groups like benzyloxycarbonyl or tert-butyloxycarbonyl.

[0108] Palladium catalysts and conditions to form either the pinacol esters or to couple the boronic acids or pinacol esters with the 5-iodoimidazo[1,5-f][1,2,4]triazin-4-amine are well known to the skilled organic chemist - see, for example, Ei-ichi Negishi (Editor), Armin de Meijere (Associate Editor), Handbook of Organopalladium Chemistry for Organic Synthesis, John Wiley and Sons, 2002.

[0109] The present invention also includes within its scope all stereoisomeric forms of the 8-amino-imidazo[1,5-a]pyrazine and 4-amino-imidazo[1,5-f][1,2,4]triazine derivatives according to the present invention resulting, for example, because of configurational or geometrical isomerism. Such stereoisomeric forms are enantiomers, diastereoisomers, *cis* and *trans* isomers etc. For example where azepane-2-carboxylic acid is used as amino acid, there exists a mixture of two enantiomers. In the case of the individual stereoisomers of compounds of formula **I** or salts or solvates thereof, the present invention includes the aforementioned stereoisomers substantially free, i.e., associated with less than 5%,

preferably less than 2% and in particular less than 1% of the other stereoisomer. Mixtures of stereoisomers in any proportion, for example a racemic mixture comprising substantially equal amounts of two enantiomers are also included within the scope of the present invention.

[0110] For chiral compounds, methods for asymmetric synthesis whereby the pure stereoisomers are obtained are well known in the art, e.g. synthesis with chiral induction, synthesis starting from chiral intermediates, enantioselective enzymatic conversions, separation of stereoisomers using chromatography on chiral media. Such methods are described in *Chirality In Industry* (edited by A.N. Collins, G.N. Sheldrake and J. Crosby, 1992; John Wiley). Likewise methods for synthesis of geometrical isomers are also well known in the art.

[0111] The 8-amino-imidazo[1,5-a]pyrazine and 4-amino-imidazo[1,5-f][1,2,4]triazine derivatives of the present invention, which can be in the form of a free base, may be isolated from the reaction mixture in the form of a pharmaceutically acceptable salt. The pharmaceutically acceptable salts may also be obtained by treating the free base of formula I with an organic or inorganic acid such as hydrogen chloride, hydrogen bromide, hydrogen iodide, sulfuric acid, phosphoric acid, acetic acid, propionic acid, glycolic acid, maleic acid, malonic acid, methanesulphonic acid, fumaric acid, succinic acid, tartaric acid, citric acid, benzoic acid, and ascorbic acid.

[0112] The 8-amino-imidazo[1,5-a]pyrazine and 4-amino-imidazo[1,5-f][1,2,4]triazine derivatives of the present invention also exist as amorphous forms. Multiple crystalline forms are also possible. All the physical forms are included within the scope of the present invention.

[0113] Preparation of solvates is generally known. Thus, for example, M. Caira et al, *J. Pharmaceutical Sci.*, 93(3), 601-611 (2004) describe the preparation of the solvates of the antifungal fluconazole in ethyl acetate as well as from water. Similar preparations of solvates, hemisolvate, hydrates and the like are described by E. C. van Tonder et al, *AAPS PharmSciTech.*, 5(1), article 12 (2004); and A. L. Bingham et al, *Chem. Commun.* 603-604 (2001). A typical, non-limiting, process involves dissolving the inventive compound in desired amounts of the desired solvent (organic or water or mixtures thereof) at a higher than ambient temperature, and cooling the solution at a rate sufficient to form crystals which are then isolated by standard methods. Analytical techniques such as, for example IR spectroscopy, show the presence of the solvent (or water) in the crystals as a solvate (or hydrate).

[0114] The present invention also embraces isotopically-labelled compounds of the present invention which are identical to those recited herein, but for the fact that one or more atoms are replaced by an atom having an atomic mass or mass number different from the atomic mass or mass number usually found in nature. Examples of isotopes that can be incorporated into compounds of the invention include isotopes of hydrogen, carbon, nitrogen, oxygen, phosphorus, fluorine and chlorine, such as ^2H , ^3H , ^{13}C , ^{14}C , ^{15}N , ^{17}O , ^{18}O , ^{31}P , ^{32}P , ^{35}S , ^{18}F , and ^{36}Cl , respectively.

[0115] Certain isotopically-labelled compounds of Formula I (e.g. those labeled with ^3H and ^{14}C) are useful in compound and/or substrate tissue distribution assays. Tritiated (i.e., ^3H) and carbon-14 (i.e., ^{14}C) isotopes are particularly preferred for their ease of preparation and detectability. Further, substitution with heavier isotopes such as deuterium (i.e., ^2H) may afford certain therapeutic advantages resulting from greater metabolic stability (e.g., increased in vivo half-life or reduced dosage requirements) and hence may be preferred in some circumstances. Isotopically labelled compounds of Formula I can generally be prepared by following procedures analogous to those disclosed in the Schemes and/or in the Examples hereinbelow, by substituting an appropriate isotopically labeled reagent for a non-isotopically labeled reagent.

[0116] The invention is illustrated by the following examples.

Examples

[0117] The following examples are illustrative embodiments of the invention, not limiting the scope of the invention in any way. Reagents are commercially available or are prepared according to procedures in the literature.

Mass Spectrometry: Electron Spray spectra were recorded on the Applied Biosystems API-165 single quad mass spectrometer in alternating positive and negative ion mode using Flow Injection. The mass range was 120-2000 Da and scanned with a step rate of 0.2 Da. and the capillary voltage was set to 5000 V. N₂-gas was used for nebulisation.

LC-MS spectrometer (Waters) Detector: PDA (200-320 nm), Mass detector: ZQ

Eluents : A: acetonitrile with 0.05% trifluoroacetic acid , B: acetonitrile / water = 1/9 (v/v) with 0.05% trifluoroacetic acid

Methode LCMS (A)

Column 1: Chromolith Performance, RP-18e, 4.6x100 mm,

[0118]

EP 4 249 076 A2

Gradient method: Flow: 4 mL/min

Time (min)	A (%)	B (%)
0.00	100	0
3.60	0	100
4.00	0	100
4.05	100	0
6.00	100	0

Methode LCMS (B)

Column 2: XBridge C18, 3.5 μ m, 4.6x20mm

[0119]

Gradiënt methoden: Flow: 4 ml/min

Time (min.)	A (%)	B (%)
0.0	100	0
1.60	0	100
3.10	0	100
3.20	100	0
5.00	100	0

UPLC : Water acquity UPLC system; Column : BEH C18 1.7 μ m, 2.1 x 100 mm, Detector: PDA (200-320 nm), Mass detector: SQD

Eluens : A: acetonitrile with 0.035% trifluoroacetic acid , B: acetonitrile / water = 1/9 (v/v) with 0.035% trifluoroacetic acid

Methode	UPLC (A)		UPLC (B)		UPLC (C)	
	<u>Method 60 100</u>		<u>Method 40 80</u>		<u>Method 0 60</u>	
	Flow: 0.75 mL/min		Flow: 0.65 mL/min		Flow: 0.60 mL/min	
Time (min)	A (%)	B (%)	A (%)	B (%)	A(%)	B (%)
0.0	40	60	60	40	100	0
3.00	0	100	20	80	40	60
3.20	0	100	0	100	0	100
3.69	0	100	0	100	0	100
3.70	40	60	60	40	100	0

[0120] Preparative HPLC was conducted on a column (50 x 10 mm ID, 5 μ m, Xterra Prep MS C18) at a flow rate of 5 ml/min, injection volume 500 μ l, at room temperature and UV Detection at 210 nm.

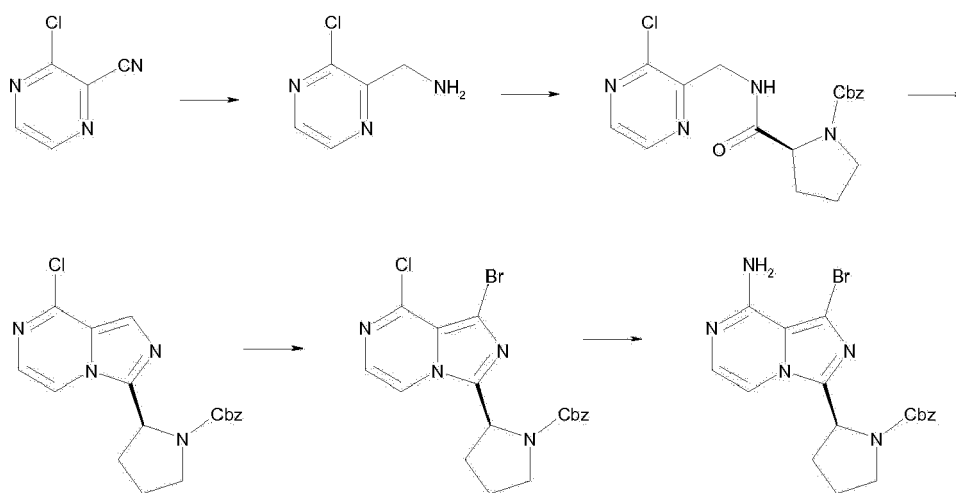
[0121] The following abbreviations are used throughout the application with respect to chemical terminology:

HATU	O-(7-Azabenzotriazol-1-yl)-1,1,3,3-tetramethyluroniumhexafluoro phosphate
Cbz	Benzyloxycarbonyl
DMF	N,N-Dimethylformamide
DCM	Dichloromethane
EtOAc	Ethyl acetate
DIPEA	N,N-Diisopropylethylamine
THF	Tetrahydrofuran
EtOH	Ethanol
EDCI.HCl	1-(3-Dimethylaminopropyl)-3-ethylcarbodiimide. hydrochloride
4-DMAP	4-Dimethylamino pyridine

	PyBOP	O-Benzotriazole-1-yl-oxy-trispyrrolidinophosphonium hexafluorophosphate
	TBTU	O-Benzotriazol-1-yl-N,N,N',N'-tetramethyluronium tetrafluoroborate
	HBr	Hydrogen bromide
	HCl	Hydrogen chloride
5	HOAc	Acetic acid
	Z	Benzyloxycarbonyl
	Pro	Proline
	POCl ₃	Phosphorous oxychloride
	HPLC	High Pressure Liquid Chromatography
10	UPLC LiHMDS	Lithium hexamethyldisilazide
	MeOH	Methanol
	Gly	Glycine
	Ala	Alanine
	n-BuLi	n-Butyllithium
15	CO ₂	Carbondioxide

[0122] The names of the final products in the examples are generated using Chemdraw Ultra (version 9.0.7).

Intermediate 1



(S)-Benzyl 2-(8-amino-1-bromoimidazo[1,5-a]pyrazin-3-yl)pyrrolidine-1-carboxylate

(a) (3-Chloropyrazin-2-yl)methanamine.hydrochloride

[0123] To a solution of 3-chloropyrazine-2-carbonitrile (160 g, 1.147 mol) in acetic acid (1.5 L) was added Raney Nickel (50% slurry in water, 70 g, 409 mmol). The resulting mixture was stirred under 4 bar hydrogen at room temperature overnight. Raney Nickel was removed by filtration over decalite and the filtrate was concentrated under reduced pressure and co-evaporated with toluene. The remaining brown solid was dissolved in ethyl acetate at 50°C and cooled on an ice-bath. 2M hydrogen chloride solution in diethyl ether (1.14 L) was added in 30 min. The mixture was allowed to stir at room temperature over weekend. The crystals were collected by filtration, washed with diethyl ether and dried under reduced pressure at 40°C. The product brown solid obtained was dissolved in methanol at 60°C. The mixture was filtered and partially concentrated, cooled to room temperature and diethyl ether (1000 ml) was added. The mixture was allowed to stir at room temperature overnight. The solids formed were collected by filtration, washed with diethyl ether and dried under reduced pressure at 40°C to give 153.5 g of (3-chloropyrazin-2-yl)methanamine.hydrochloride as a brown solid (74.4 %, content 77 %).

(b) (S)-benzyl 2-((3-chloropyrazin-2-yl)methylcarbamoyl)pyrrolidine-1-carboxylate

[0124] To a solution of (3-chloropyrazin-2-yl)methanamine.HCl (9.57 g, 21.26 mmol, 40% wt) and Z-Pro-OH (5.3 g, 21.26 mmol) in dichloromethane (250 mL) was added triethylamine (11.85 mL, 85 mmol) and the reaction mixture was

cooled to 0°C. After 15 min stirring at 0°C, HATU (8.49 g, 22.33 mmol) was added. The mixture was stirred for 1 hour at 0°C and then overnight at room temperature. The mixture was washed with 0.1 M HCl-solution, 5% NaHCO₃, water and brine, dried over sodium sulfate and concentrated *in vacuo*. The product was purified using silica gel chromatography (heptane/ethyl acetate = 1/4 v/v%) to give 5 g of (S)-benzyl 2-((3-chloropyrazin-2-yl)methylcarbamoyl)pyrrolidine-1-carboxylate (62.7%).

(c) (S)-Benzyl 2-(8-chloroimidazo[1,5-a]pyrazin-3-yl)pyrrolidine-1-carboxylate

[0125] (S)-Benzyl 2-((3-chloropyrazin-2-yl)methylcarbamoyl)pyrrolidine-1-carboxylate (20.94 mmol, 7.85 g) was dissolved in acetonitrile (75 ml), 1,3-dimethyl-2-imidazolidinone (62.8 mmol, 6.9 ml, 7.17 g) was added and the reaction mixture was cooled to 0°C before POCl₃ (84 mmol, 7.81 ml, 12.84 g) was added drop wise while the temperature remained around 5°C. The reaction mixture was refluxed at 60-65°C overnight. The reaction mixture was poured carefully in ammonium hydroxide 25% in water (250 ml)/crushed ice (500 ml) to give a yellow suspension (pH ~8-9) which was stirred for 15 min until no ice was present in the suspension. Ethyl acetate was added, layers were separated and the aqueous layer was extracted with ethyl acetate (3x). The organic layers were combined and washed with brine, dried over sodium sulfate, filtered and evaporated to give 7.5 g crude product. The crude product was purified using silica gel chromatography (heptane/ethyl acetate = 1/4 v/v%) to give 6.6 g of (S)-benzyl 2-(8-chloroimidazo[1,5-a]pyrazin-3-yl)pyrrolidine-1-carboxylate (88%).

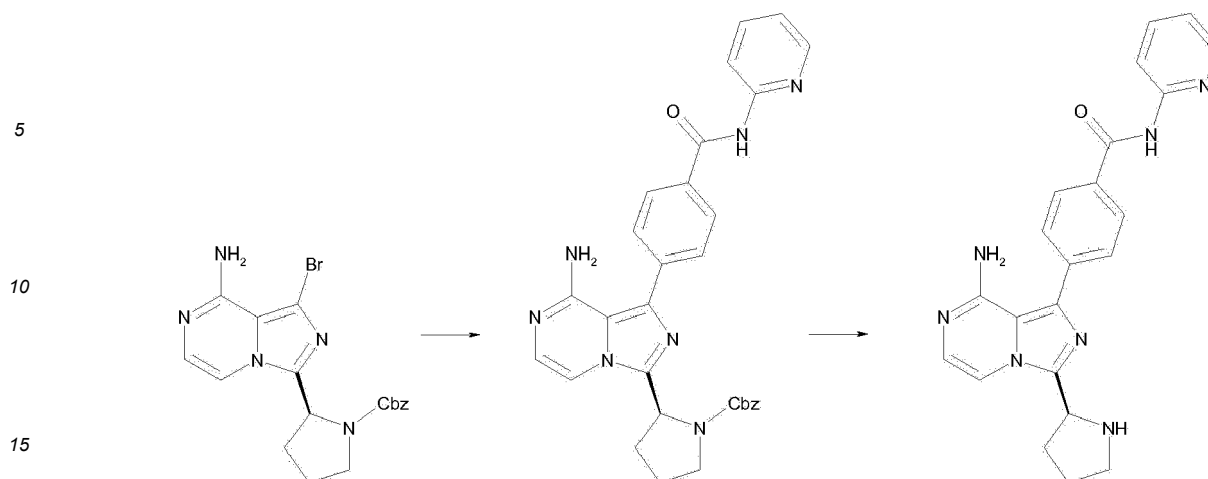
(d) (S)-Benzyl 2-(1-bromo-8-chloroimidazo[1,5-a]pyrazin-3-yl)pyrrolidine-1-carboxylate

[0126] N-Bromosuccinimide (24.69 mmol, 4.4 g) was added to a stirred solution of (S)-benzyl 2-(8-chloroimidazo[1,5-a]pyrazin-3-yl)pyrrolidine-1-carboxylate (24.94 mmol, 8.9 g) in DMF (145 mL). The reaction was stirred 3 h at rt. The mixture was poured (slowly) in a stirred mixture of water (145 mL), ethyl acetate (145 mL) and brine (145 mL). The mixture was then transferred into a separating funnel and extracted. The water layer was extracted with 2x145 mL ethyl acetate. The combined organic layers were washed with 3x300 mL water, 300 mL brine, dried over sodium sulfate, filtered and evaporated. The product was purified using silica gel chromatography (ethyl acetate/heptane = 3/1 v/v%) to give 8.95 g of (S)-benzyl 2-(1-bromo-8-chloroimidazo[1,5-a]pyrazin-3-yl)pyrrolidine-1-carboxylate (82.3%).

(e) (S)-Benzyl 2-(8-amino-1-bromoimidazo[1,5-a]pyrazin-3-yl)pyrrolidine-1-carboxylate

[0127] (S)-Benzyl 2-(8-amino-1-bromoimidazo[1,5-a]pyrazin-3-yl)pyrrolidine-1-carboxylate (20.54 mmol, 8.95 g) was suspended in 2-propanol (113 ml) in a pressure vessel. 2-propanol (50 ml) was cooled to -78°C in a pre-weighed flask (with stopper and stirring bar) and ammonia gas (646 mmol, 11 g) was lead through for 15 minutes. The resulting solution was added to the suspension in the pressure vessel. The vessel was closed and stirred at room temperature and a slight increase in pressure was observed. Then the suspension was heated to 110 °C which resulted in an increased pressure to 4.5 bar. The clear solution was stirred at 110 °C, 4.5 bar overnight. After 18h the pressure remained 4 bar. The reaction mixture was concentrated in vacuum, the residue was suspended in ethyl acetate and subsequent washed with water. The layers were separated and the aqueous layer was extracted with ethyl acetate. The combined organic layers were washed with water, saturated sodium chloride solution, dried over sodium sulfate and concentrated to give 7.35 g of (S)-benzyl 2-(8-amino-1-bromoimidazo[1,5-a]pyrazin-3-yl)pyrrolidine-1-carboxylate (86%).

Intermediate 2



(S)-4-(8-Amino-3-(pyrrolidin-2-yl)imidazo[1,5-a]pyrazin-1-yl)-N-(pyridin-2-yl)benzamide

(a) (S)-Benzyl 2-(8-amino-1-(4-(pyridin-2-ylcarbamoyl)phenyl)imidazo[1,5-a]pyrazin-3-yl)pyrrolidine-1-carboxylate

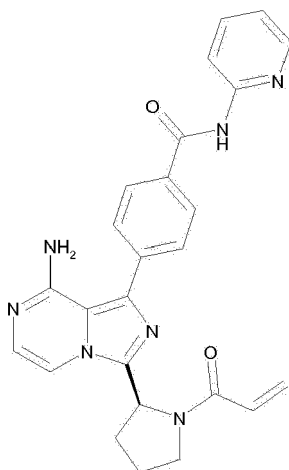
[0128] (S)-benzyl 2-(8-amino-1-bromoimidazo[1,5-a]pyrazin-3-yl)pyrrolidine-1-carboxylate (0.237 mmol, 98.5 mg) and 4-(pyridin-2-ylaminocarbonyl)benzeneboronic acid (0.260 mmol, 63.0 mg) were suspended in a mixture of 2N aqueous potassium carbonate solution (2.37 mmol, 1.18 mL) and dioxane (2.96 mL). Nitrogen was bubbled through the mixture, followed by the addition of 1,1'-bis(diphenylphosphino)ferrocene palladium (ii) chloride (0.059 mmol, 47.8 mg). The reaction mixture was heated for 20 minutes at 140°C in the microwave. Water was added to the reaction mixture, followed by an extraction with ethyl acetate (2x). The combined organic layer was washed with brine, dried over magnesium sulfate and evaporated. The product was purified using silicagel and dichloromethane/methanol = 9/1 v/v% as eluent to afford 97.1 mg of (S)-benzyl 2-(8-amino-1-(4-(pyridin-2-ylcarbamoyl)phenyl)imidazo[1,5-a]pyrazin-3-yl)pyrrolidine-1-carboxylate (77%).

(b) (S)-4-(8-Amino-3-(pyrrolidin-2-yl)imidazo[1,5-a]pyrazin-1-yl)-N-(pyridin-2-yl)benzamide

[0129] To (S)-benzyl 2-(8-amino-1-(4-(pyridin-2-ylcarbamoyl)phenyl)imidazo[1,5-a]pyrazin-3-yl)pyrrolidine-1-carboxylate (0.146 mmol, 78 mg) was added a 33% hydrobromic acid/acetic acid solution (11.26 mmol, 2 mL) and the mixture was left at room temperature for 1 hour. The mixture was diluted with water and extracted with dichloromethane. The aqueous phase was neutralized using 2N sodium hydroxide solution, and then extracted with dichloromethane. The organic layer was dried over magnesium sulfate, filtered and evaporated to give 34 mg of (S)-4-(8-Amino-3-(pyrrolidin-2-yl)imidazo[1,5-a]pyrazin-1-yl)-N-(pyridin-2-yl)benzamide (58%).

Example 1

[0130]

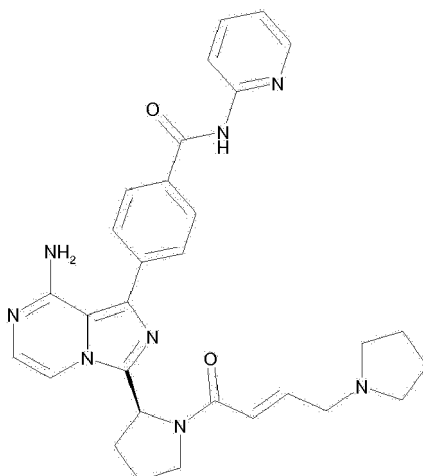


(S)-4-(3-(1-Acryloylpyrrolidin-2-yl)-8-aminoimidazo[1,5-a]pyrazin-1-yl)-N-(pyridin-2-yl)benzamide

[0131] To a solution of (S)-4-(8-amino-3-(pyrrolidin-2-yl)imidazo[1,5-a]pyrazin-1-yl)-N-(pyridin-2-yl)benzamide (0.626 mmol, 250 mg) in dichloromethane (25 ml) at 0 °C was added triethylamine (0.626 mmol, 0.087 ml, 63.3 mg) and, drop wise, acryloyl chloride (0.657 mmol, 0.053 ml, 59.5 mg). The resulting mixture was stirred at 0 °C for 2 hours. The mixture was washed with water, dried over magnesium sulfate. After evaporation, the residue was purified by preparative HPLC. Fractions containing product were collected and lyophilized to afford 126 mg of (S)-4-(3-(1-acryloylpyrrolidin-2-yl)-8-aminoimidazo[1,5-a]pyrazin-1-yl)-N-(pyridin-2-yl)benzamide (44.4% yield). Data: UPLC (C) R_t : 1.50 min; m/z 454.3 (M+H)⁺.

Example 2

[0132]

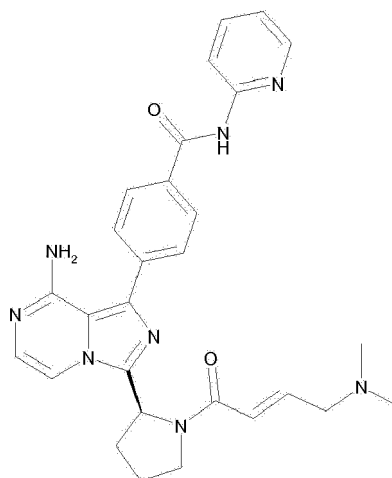


(S,E)-4-(8-amino-3-(1-(4-(pyrrolidin-1-yl)but-2-enoyl)pyrrolidin-2-yl)imidazo[1,5-a]pyrazin-1-yl)-N-(pyridin-2-yl)benzamide

[0133] To a solution of (S)-4-(8-Amino-3-(pyrrolidin-2-yl)imidazo[1,5-a]pyrazin-1-yl)-N-(pyridin-2-yl)benzamide (intermediate 2b, 19.7 mg, 0.049 mmol), triethylamine (20 mg, 0.197 mmol, 0.027 mL) and (E)-4-(pyrrolidin-1-yl)but-2-enoic acid hydrochloride (9.45 mg, 0.049 mmol) in dichloromethane (2 mL) was added HATU (18.75 mg, 0.049 mmol). The mixture was stirred for 30 min at room temperature. The mixture was washed with water dried over magnesium sulfate and concentrated *in vacuo*. The residue was purified by preparative HPLC. Fractions containing product were collected and reduced to dryness to afford 7.1 mg of (S,E)-4-(8-amino-3-(1-(4-(pyrrolidin-1-yl)but-2-enoyl)pyrrolidin-2-yl)imidazo[1,5-a]pyrazin-1-yl)-N-(pyridin-2-yl)benzamide (26.8 % yield). Data: UPLC (C) R_t : 1.25 min; m/z 537.4 (M+H)⁺.

Example 3

[0134]



(S,E)-4-(8-Amino-3-(1-(4-(dimethylamino)but-2-enoyl)pyrrolidin-2-yl)imidazo[1,5-a]pyrazin-1-yl)-N-(pyridin-2-yl)benzamide

[0135] This compound was prepared, in an analogous manner as described in Example 2, from the compound described in intermediate 2b and (E)-4-(dimethylamino)but-2-enoic acid, to afford the title compound (11.8 mg, 46.6%). Data: UPLC (C) R_t : 1.29 min; m/z 511.0 (M+H)⁺.

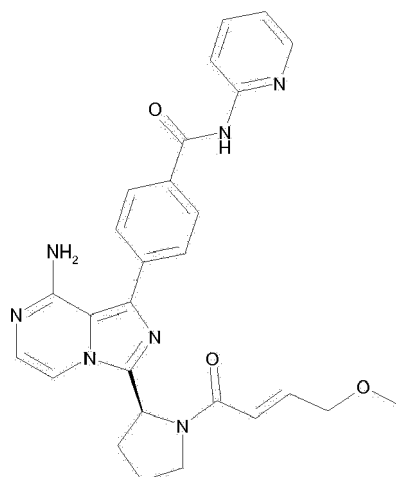
Intermediate 3

(E)-4-Methoxybut-2-enoic acid

[0136] Sodium methoxide (30%/Methanol, 30.3 mmol, 5.68 mL) was added via a glass syringe to a stirred solution of 4-bromocrotonic acid (6.06 mmol, 1 g) in methanol (60 mL) at room temperature. The light yellow solution was stirred for 30 min at room temperature and 2 h. at reflux. After cooling the reaction mixture, the solvent was removed under reduced pressure. The residue was partitioned between water (50 mL) and diethyl ether (50 mL). 2M aq. hydrochloride solution (3.5 mL) was added until pH was ~pH 1. The waterlayer was separated and extracted with diethyl ether (3 x 20 mL). The combined organic layers were washed with brine, dried over sodium sulfate, filtered and concentrated *in vacuo*, to give 650 mg of (E)-4-Methoxybut-2-enoic acid (92%).

Example 4

[0137]

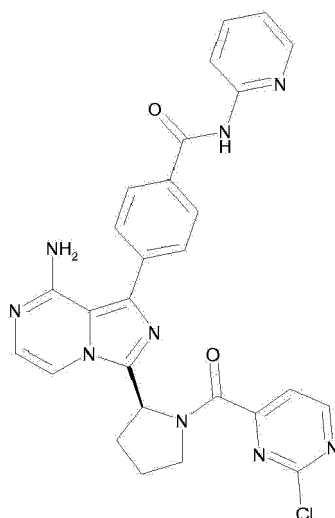


(S,E)-4-(8-amino-3-(1-(4-methoxybut-2-enoyl)pyrrolidin-2-yl)imidazo[1,5-a]pyrazin-1-yl)-N-(pyridin-2-yl)benzamide

[0138] This compound was prepared, in an analogous manner as described in Example 2, from the compound described in intermediate 2b and (E)-4-methoxybut-2-enoic acid (Intermediate 3), to afford the title compound (11 mg, 29.9%). Data: UPLC (C) R_t : 1.58 min; m/z 498.3 (M+H)⁺.

Example 5

[0139]

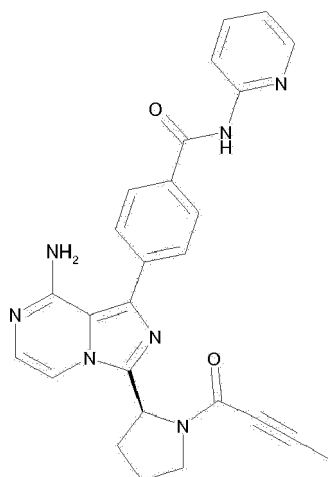


(S)-4-(8-amino-3-(1-(2-chloropyrimidine-4-carbonyl)pyrrolidin-2-yl)imidazo[1,5-a]pyrazin-1-yl)-N-(pyridin-2-yl)benzamide

[0140] This compound was prepared, in an analogous manner as described in Example 2, from the compound described in intermediate 2b and 2-chloropyrimidine-4-carboxylic acid, to afford the title compound (8.3 mg, 40.4%). Data: UPLC (C) R_t : 1.64 min; m/z 540.1 (M+H)⁺.

Example 6

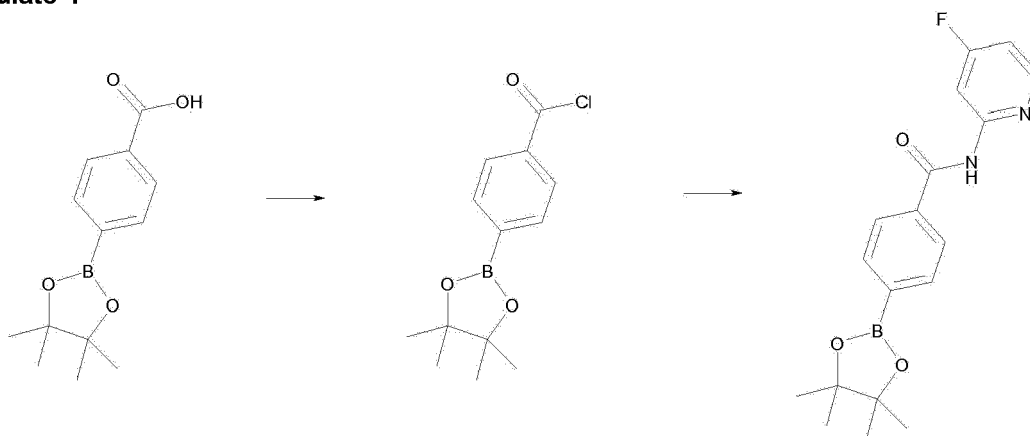
[0141]



(S)-4-(8-amino-3-(1-but-2-ynoylpyrrolidin-2-yl)imidazo[1,5-a]pyrazin-1-yl)-N-(pyridin-2-yl)benzamide

[0142] This compound was prepared, in an analogous manner as described in Example 2, from the compound described in intermediate 2b and 2-butynoic acid, to afford the title compound (10.5 mg, 18.0%). Data: LCMS (B) R_t : 2.08 min; m/z 466.1 (M+H)⁺.

Intermediate 4



N-(4-fluoropyridin-2-yl)-4-(4,4,5,5-tetramethyl-1,3,2-dioxaborolan-2-yl)benzamide

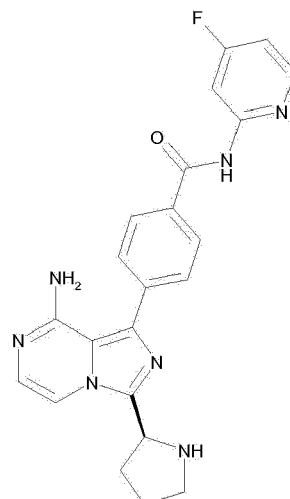
(a) 4-(4,4,5,5-Tetramethyl-1,3,2-dioxaborolan-2-yl)benzoyl chloride

[0143] To a cold (0°C) solution of 4-(4,4,5,5-tetramethyl-1,3,2-dioxaborolan-2-yl)benzoic acid (40.3 mmol, 10.01 g) in dichloromethane (206 mL) was added a catalytic amount of DMF. A solution of oxalyl chloride (101 mmol, 8.66 mL, 12.8 g) was added drop wise. After stirring for 30 min at 0°C, the reaction mixture was allowed to warm up to room temperature and the mixture was stirred for an additional 3 hours. The reaction mixture was concentrated to give 10.9 g. of crude 4-(4,4,5,5-tetramethyl-1,3,2-dioxaborolan-2-yl)benzoyl chloride (101 %).

(b) N-(4-fluoropyridin-2-yl)-4-(4,4,5,5-tetramethyl-1,3,2-dioxaborolan-2-yl)benzamide

[0144] To a solution of 4-(4,4,5,5-tetramethyl-1,3,2-dioxaborolan-2-yl)benzoyl chloride (1.688 mmol, 450 mg) in acetonitrile (24.8 mL) was added 2-amino-4-fluoropyridine (4.22 mmol, 473 mg). The reaction mixture was stirred at room temperature for 1.5 h. The reaction mixture was concentrated to a small volume, 3% aq. citric acid solution (18 mL) was added and the mixture was extracted with dichloromethane (2 x 15 mL). The combined organic layer was washed with 3% aq. citric acid solution, dried over magnesium sulfate, filtered and evaporated to afford 542.2 mg of N-(4-fluoropyridin-2-yl)-4-(4,4,5,5-tetramethyl-1,3,2-dioxaborolan-2-yl)benzamide (94%) as an off-white solid.

Intermediate 5

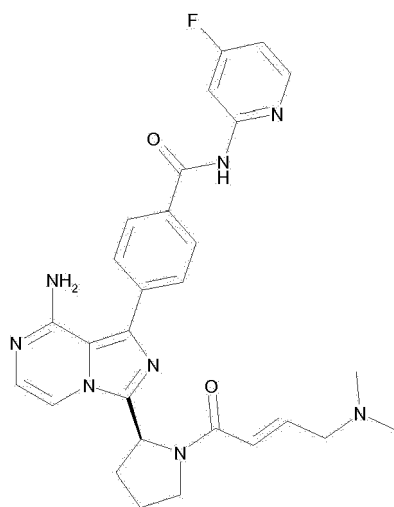


(S)-4-(8-Amino-3-(pyrrolidin-2-yl)imidazo[1,5-a]pyrazin-1-yl)-N-(4-fluoropyridin-2-yl)benzamide

[0145] This intermediate was prepared, in an analogous manner as described for intermediate 2b, from (S)-benzyl 2-(8-amino-1-bromoimidazo[1,5-a]pyrazin-3-yl)pyrrolidine-1-carboxylate (intermediate 1e) and N-(4-fluoropyridin-2-yl)-4-(4,4,5,5-tetramethyl-1,3,2-dioxaborolan-2-yl)benzamide (intermediate 4b) to afford the title compound (331 mg, 93%).

Example 7

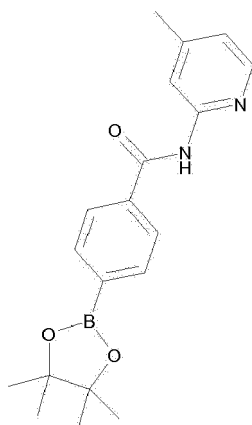
[0146]



(S,E)-4-(8-Amino-3-(1-(4-(dimethylamino)but-2-enoyl)pyrrolidin-2-yl)imidazo[1,5-a]pyrazin-1-yl)-N-(4-fluoropyridin-2-yl)benzamide

[0147] This compound was prepared, in an analogous manner as described in Example 2, from the compound described in intermediate 5 and (E)-4-(dimethylamino)but-2-enoic acid, to afford the title compound (33.4 mg, 54.1%). Data: UPLC (C) R_t : 1.72 min; m/z 529.3 (M+H)⁺.

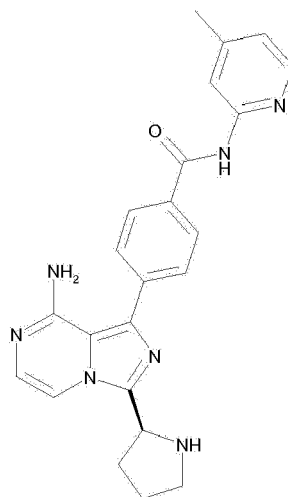
Intermediate 6



N-(4-Methylpyridin-2-yl)-4-(4,4,5,5-tetramethyl-1,3,2-dioxaborolan-2-yl)benzamide

[0148] To a stirred solution of 4-methylpyridin-2-amine (7.86 mmol, 850 mg) in THF (50 mL) was added dropwise a solution of 1M LiHMDS in THF (8.0 mmol, 8 mL) at room temperature. After the reaction mixture turned dark green, a solution of 4-(4,4,5,5-tetramethyl-1,3,2-dioxaborolan-2-yl)benzoyl chloride (9.6 mmol, 2.56 g) in dichloromethane (55 mL) was added dropwise. The mixture was stirred at room temperature for 2.5 h and was then concentrated. 3% aq. Citric acid solution (18 mL) was added and the mixture was extracted with dichloromethane (2 x 15 mL). The combined organic layer was washed with 3% aq. citric acid solution, dried over magnesium sulfate, filtered and evaporated. The residue was dissolved in THF (15 mL) and 6M NaOH solution (15 mL) was added. The mixture was stirred for 4 h. at room temperature. Ethyl acetate was added and the layers were separated. The organic layer was washed with water and brine, dried over sodium sulfate, filtered and evaporated. The residue was purified by chromatography on silica (eluent: DCM/MeOH=98/2 to DCM/MeOH=95/5) to yield 1.1 g of N-(4-methylpyridin-2-yl)-4-(4,4,5,5-tetramethyl-1,3,2-dioxaborolan-2-yl)benzamide (40.7%).

Intermediate 7

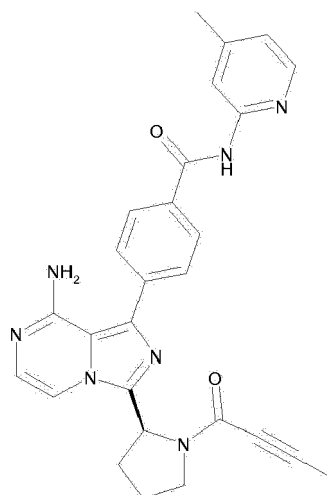


(S)-4-(8-Amino-3-(pyrrolidin-2-yl)imidazo[1,5-a]pyrazin-1-yl)-N-(4-methylpyridin-2-yl)benzamide

[0149] This intermediate was prepared, in an analogous manner as described for intermediate 2, from (S)-benzyl 2-(8-amino-1-bromimidazo[1,5-a]pyrazin-3-yl)pyrrolidine-1-carboxylate (intermediate 1e) and N-(4-methylpyridin-2-yl)-4-(4,4,5,5-tetramethyl-1,3,2-dioxaborolan-2-yl)benzamide (intermediate 6) to afford the title compound (125.5 mg, 82%).

Example 8

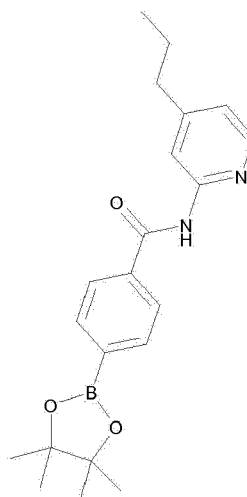
[0150]



(S)-4-(8-Amino-3-(1-but-2-ynylpyrrolidin-2-yl)imidazo[1,5-a]pyrazin-1-yl)-N-(4-methylpyridin-2-yl)benzamide

[0151] This compound was prepared, in an analogous manner as described in Example 2, from (S)-4-(8-amino-3-(pyrrolidin-2-yl)imidazo[1,5-a]pyrazin-1-yl)-N-(4-methylpyridin-2-yl)benzamide (intermediate 7) and 2-butynoic acid, to afford the title compound (6.3 mg, 27.2%). Data: UPLC (C) R_t : 1.56 min; m/z 480.3 (M+H)⁺.

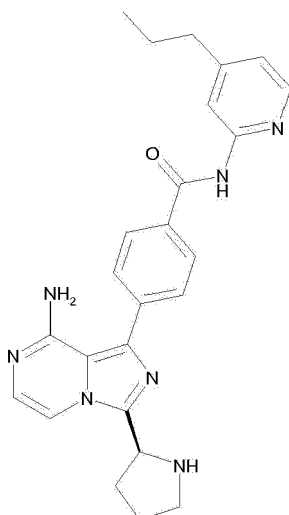
Intermediate 8



N-(4-Propylpyridin-2-yl)-4-(4,4,5,5-tetramethyl-1,3,2-dioxaborolan-2-yl)benzamide

[0152] This compound was prepared, in an analogous manner as described in Intermediate 6, starting from 4-propylpyridin-2-amine, to afford the title compound (371.5 mg, 54.1%).

Intermediate 9

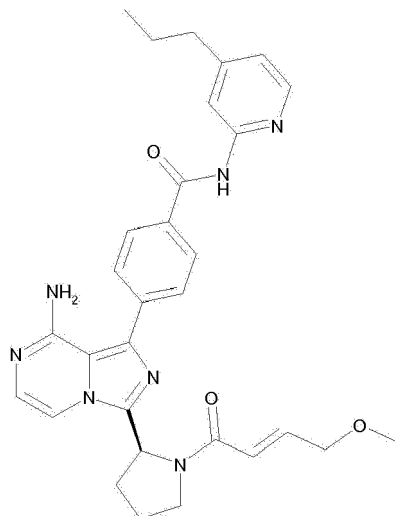


(S)-4-(8-Amino-3-(pyrrolidin-2-yl)imidazo[1,5-a]pyrazin-1-yl)-N-(4-propylpyridin-2-yl)benzamide

[0153] This intermediate was prepared, in an analogous manner as described for intermediate 2, from (S)-benzyl 2-(8-amino-1-bromoimidazo[1,5-a]pyrazin-3-yl)pyrrolidine-1-carboxylate (intermediate 1e) and N-(4-Propylpyridin-2-yl)-4-(4,4,5,5-tetramethyl-1,3,2-dioxaborolan-2-yl)benzamide (intermediate 8) to afford the title compound (147.8 mg, 93%).

Example 9

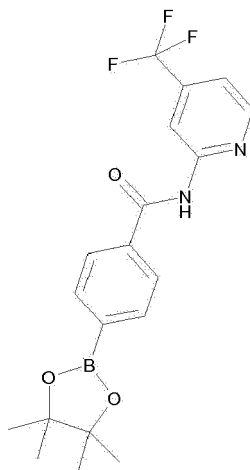
[0154]



(S,E)-4-(8-Amino-3-(1-(4-methoxybut-2-enoyl)pyrrolidin-2-yl)imidazo[1,5-a]pyrazin-1-yl)-N-(4-propylpyridin-2-yl)benzamide

[0155] This compound was prepared, in an analogous manner as described in Example 2, from (S)-4-(8-amino-3-(pyrrolidin-2-yl)imidazo[1,5-a]pyrazin-1-yl)-N-(4-propylpyridin-2-yl)benzamide (intermediate 9) and (E)-4-methoxybut-2-enoic acid (Intermediate 3), to afford the title compound (30.9 mg, 65.7%). Data: UPLC (C) R_t : 2.73 min; m/z 566.3 (M+H)⁺.

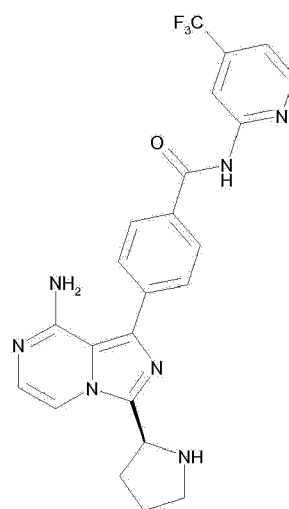
Intermediate 10



4-(4,4,5,5-Tetramethyl-1,3,2-dioxaborolan-2-yl)-N-(4-(trifluoromethyl)pyridin-2-yl)benzamide

[0156] This compound was prepared, in an analogous manner as described in Intermediate 6, starting from 4-(trifluoromethyl)pyridin-2-amine, to afford the title compound (657.2 mg, 89%).

Intermediate 11

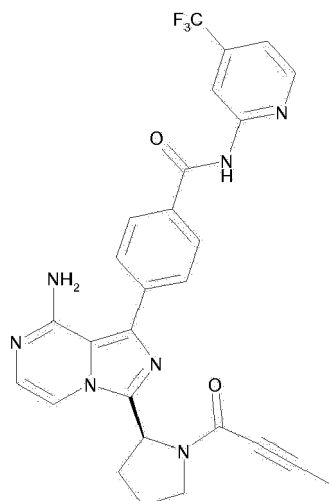


(S)-4-(8-Amino-3-(pyrrolidin-2-yl)imidazo[1,5-a]pyrazin-1-yl)-N-(4-(trifluoromethyl)pyridin-2-yl)benzamide

[0157] This intermediate was prepared, in an analogous manner as described for intermediate 2, from (S)-benzyl 2-(8-amino-1-bromoimidazo[1,5-a]pyrazin-3-yl)pyrrolidine-1-carboxylate (intermediate 1e) and 4-(4,4,5,5-Tetramethyl-1,3,2-dioxaborolan-2-yl)-N-(4-(trifluoromethyl)pyridin-2-yl)benzamide (intermediate 10) to afford the title compound (163 mg, 87%).

Example 10

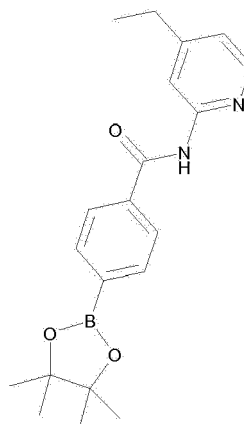
[0158]



(S)-4-(8-Amino-3-(1-but-2-ynoylpyrrolidin-2-yl)imidazo[1,5-a]pyrazin-1-yl)-N-(4-(trifluoromethyl)pyridin-2-yl)benzamide

[0159] This compound was prepared, in an analogous manner as described in Example 2, from (S)-4-(8-amino-3-(pyrrolidin-2-yl)imidazo[1,5-a]pyrazin-1-yl)-N-(4-(trifluoromethyl)pyridin-2-yl)benzamide (intermediate 11) and 2-butyric acid, to afford the title compound (7.1 mg, 31.1%). Data: UPLC (C) R_t : 2.63 min; m/z 534.2 (M+H)⁺.

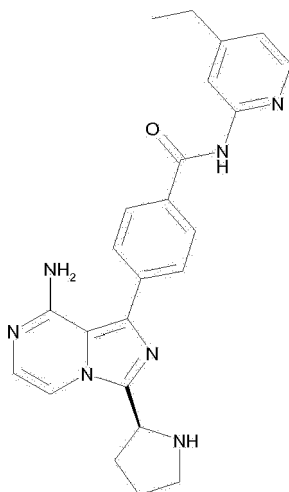
Intermediate 12



N-(4-Ethylpyridin-2-yl)-4-(4,4,5,5-tetramethyl-1,3,2-dioxaborolan-2-yl)benzamide

[0160] This compound was prepared, in an analogous manner as described in Intermediate 4, starting from 4-ethylpyridin-2-amine, to afford the title compound (334.5 mg, 50.6%).

Intermediate 13

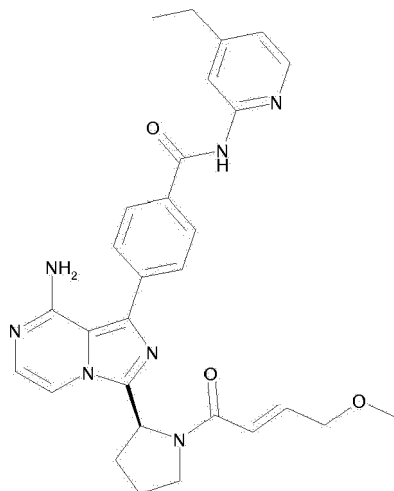


(S)-4-(8-Amino-3-(pyrrolidin-2-yl)imidazo[1,5-a]pyrazin-1-yl)-N-(4-ethylpyridin-2-yl)benzamide

[0161] This intermediate was prepared, in an analogous manner as described for intermediate 2, from (S)-benzyl 2-(8-amino-1-bromoimidazo[1,5-a]pyrazin-3-yl)pyrrolidine-1-carboxylate (intermediate 1e) and N-(4-ethylpyridin-2-yl)-4-(4,4,5,5-tetramethyl-1,3,2-dioxaborolan-2-yl)benzamide (intermediate 12) to afford the title compound (133.8 mg, 89%).

Example 11

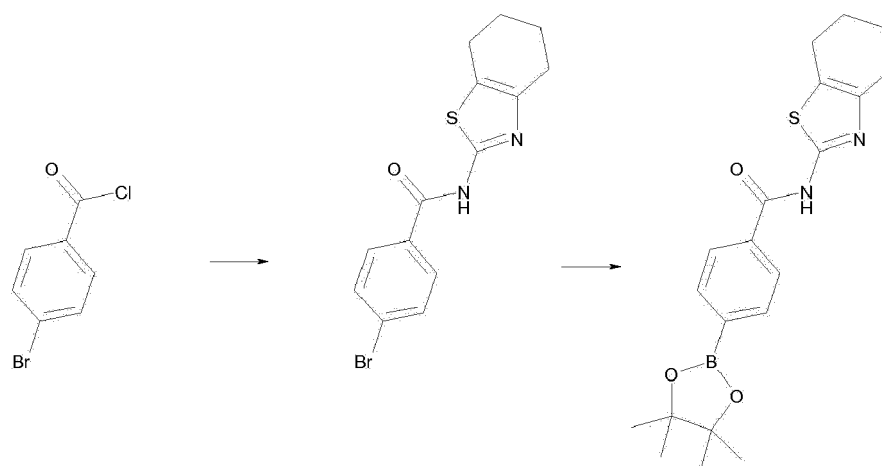
[0162]



(S,E)-4-(8-Amino-3-(1-(4-methoxybut-2-enoyl)pyrrolidin-2-yl)imidazo[1,5-a]pyrazin-1-yl)-N-(4-ethylpyridin-2-yl)benzamide

[0163] This compound was prepared, in an analogous manner as described in Example 2, from (S)-4-(8-amino-3-(pyrrolidin-2-yl)imidazo[1,5-a]pyrazin-1-yl)-N-(4-ethylpyridin-2-yl)benzamide (intermediate 13) and (E)-4-methoxybut-2-enoic acid (Intermediate 3), to afford the title compound (10.6 mg, 28.8%). Data: UPLC (C) R_t : 1.60 min; m/z 526.3 (M+H)⁺.

Intermediate 14



N-(4,5,6,7-Tetrahydrobenzo[d]thiazol-2-yl)-4-(4,4,5,5-tetramethyl-1,3,2-dioxaborolan-2-yl)benzamide

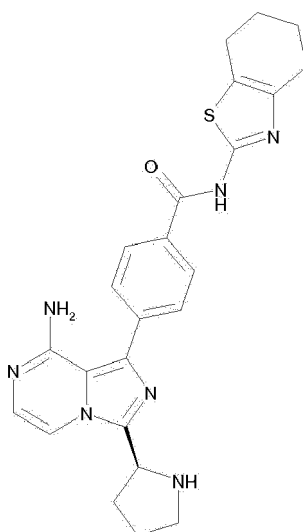
(a) 4-Bromo-N-(4,5,6,7-tetrahydrobenzo[d]thiazol-2-yl)benzamide

[0164] 4-Bromobenzoyl chloride (1.5 g, 6.83 mmol) and 4,5,6,7-Tetrahydro-1,3-benzothiazol-2-amine (1.054 g, 6.83 mmol) were dissolved in Pyridine (15 ml) and stirred at 50°C for 1.5 h. The reaction mixture was cooled to room temperature and poured in water. The solid formed was filtered, washed with water. The solids were co-evaporated with toluene twice to afford 1.8 g of 4-bromo-N-(4,5,6,7-tetrahydrobenzo[d]thiazol-2-yl)benzamide (78%) as a yellow solid.

(b) N-(4,5,6,7-Tetrahydrobenzo[d]thiazol-2-yl)-4-(4,4,5,5-tetramethyl-1,3,2-dioxaborolan-2-yl)benzamide

[0165] To a solution of 4-bromo-N-(4,5,6,7-tetrahydrobenzo[d]thiazol-2-yl)benzamide (1.8 g, 5.34 mmol) dioxane (40 ml) was added bis(pinacolato)diboron (1.762 g, 6.94 mmol) and potassium acetate (1.048 g, 10.68 mmol). The reaction mixture was degassed with nitrogen. Subsequently 1,1'-bis(diphenylphosphino)ferrocenepalladium(II) dichloride (0.218 g, 0.267 mmol) added and the reaction mixture was stirred at 80°C for 5 days. The mixture was cooled to room temperature and after addition of water extracted three times with EtOAc. The organic layers were combined, washed with brine, dried over sodium sulfate, filtered and evaporated. The crude product was purified using silica gel chromatography (heptane/ethyl acetate 3/7 to 7/3 v/v%) to give 600 mg of N-(4,5,6,7-tetrahydrobenzo[d]thiazol-2-yl)-4-(4,4,5,5-tetramethyl-1,3,2-dioxaborolan-2-yl)benzamide (29.3%).

Intermediate 15

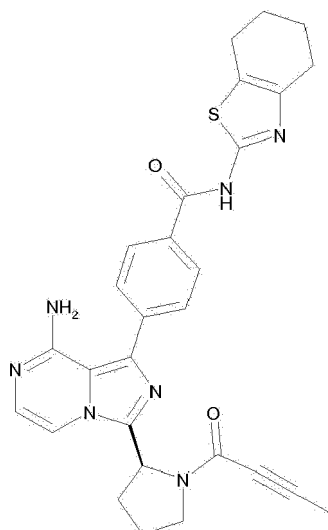


(S)-4-(8-Amino-3-(pyrrolidin-2-yl)imidazo[1,5-a]pyrazin-1-yl)-N-(4,5,6,7-tetrahydrobenzo[d]thiazol-2-yl)benzamide

[0166] This intermediate was prepared, in an analogous manner as described for intermediate 2, from (S)-benzyl 2-(8-amino-1-bromoimidazo[1,5-a]pyrazin-3-yl)pyrrolidine-1-carboxylate (intermediate 1e) and N-(4,5,6,7-tetrahydrobenzo[d]thiazol-2-yl)-4-(4,4,5,5-tetramethyl-1,3,2-dioxaborolan-2-yl)benzamide (intermediate 14b) to afford the title compound (260 mg, 60%).

Example 12

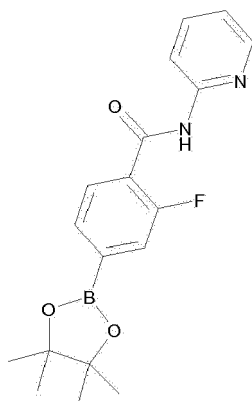
[0167]



(S)-4-(8-Amino-3-(1-but-2-ynoylpyrrolidin-2-yl)imidazo[1,5-a]pyrazin-1-yl)-N-(4,5,6,7-tetrahydrobenzo[d]thiazol-2-yl)benzamide

[0168] This compound was prepared, in an analogous manner as described in Example 2, from (S)-4-(8-amino-3-(pyrrolidin-2-yl)imidazo[1,5-a]pyrazin-1-yl)-N-(4,5,6,7-tetrahydrobenzo[d]thiazol-2-yl)benzamide (intermediate 15) and 2-butyric acid, to afford the title compound (7 mg, 19.2%). Data: UPLC (C) R_t : 2.41 min; m/z 526.3 (M+H)⁺.

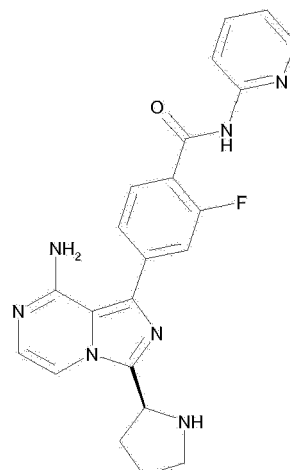
Intermediate 16



2-Fluoro-N-(pyridin-2-yl)-4-(4,4,5,5-tetramethyl-1,3,2-dioxaborolan-2-yl)benzamide

[0169] This compound was prepared, in an analogous manner as described in Intermediate 14, starting from 4-bromo-2-fluorobenzoic acid, to afford the title compound (2.54 g, 76%).

Intermediate 17

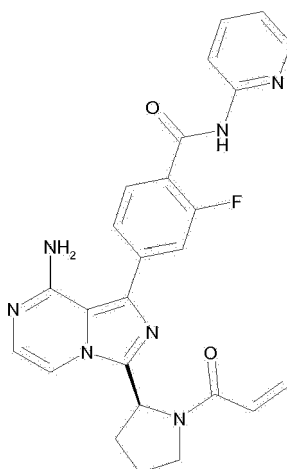


(S)-4-(8-Amino-3-(pyrrolidin-2-yl)imidazo[1,5-a]pyrazin-1-yl)-2-fluoro-N-(pyridin-2-yl)benzamide

[0170] This intermediate was prepared, in an analogous manner as described for intermediate 2, from (S)-benzyl 2-(8-amino-1-bromoimidazo[1,5-a]pyrazin-3-yl)pyrrolidine-1-carboxylate (intermediate 1e) and 2-Fluoro-N-(pyridin-2-yl)-4-(4,4,5,5-tetramethyl-1,3,2-dioxaborolan-2-yl)benzamide (intermediate 16) to afford the title compound (160 mg, 76%).

Example 13

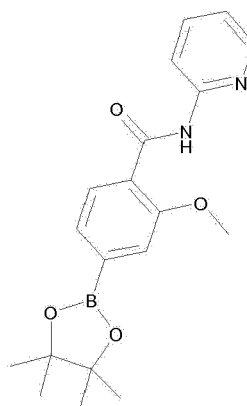
[0171]



(S)-4-(3-(1-acryloylpyrrolidin-2-yl)-8-aminoimidazo[1,5-a]pyrazin-1-yl)-2-fluoro-N-(pyridin-2-yl)benzamide

[0172] This compound was prepared, in an analogous manner as described in Example 1, from (S)-4-(8-amino-3-(pyrrolidin-2-yl)imidazo[1,5-a]pyrazin-1-yl)-2-fluoro-N-(pyridin-2-yl)benzamide (intermediate 17) and acryloylchloride, to afford the title compound (13 mg, 38.4%). Data: UPLC (C) R_t : 1.67 min; m/z 472.3 (M+H)⁺.

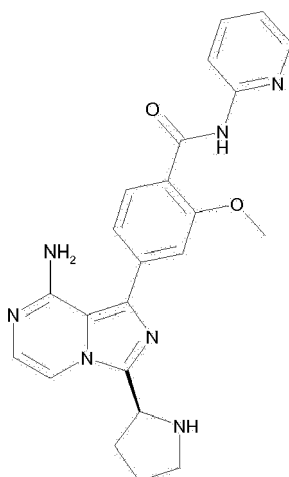
Intermediate 18



2-Methoxy-N-(pyridin-2-yl)-4-(4,4,5,5-tetramethyl-1,3,2-dioxaborolan-2-yl)benzamide

[0173] This compound was prepared, in an analogous manner as described in Intermediate 14, starting from 4-bromo-2-methoxybenzoic acid, to afford the title compound (2.6 g, 90%).

Intermediate 19

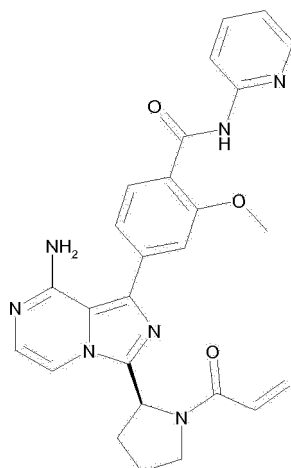


(S)-4-(8-Amino-3-(pyrrolidin-2-yl)imidazo[1,5-a]pyrazin-1-yl)-2-methoxy-N-(pyridin-2-yl)benzamide

[0174] This intermediate was prepared, in an analogous manner as described for intermediate 2, from (S)-benzyl 2-(8-amino-1-bromoimidazo[1,5-a]pyrazin-3-yl)pyrrolidine-1-carboxylate (intermediate 1e) and 2-methoxy-N-(pyridin-2-yl)-4-(4,4,5,5-tetramethyl-1,3,2-dioxaborolan-2-yl)benzamide (intermediate 18) to afford the title compound (175 mg, 56.6%).

Example 14

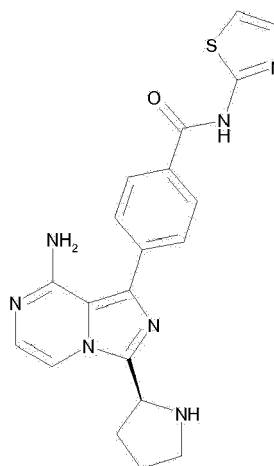
[0175]



(S)-4-(3-(1-Acryloylpyrrolidin-2-yl)-8-aminoimidazo[1,5-a]pyrazin-1-yl)-2-methoxy-N-(pyridin-2-yl)benzamide

[0176] This compound was prepared, in an analogous manner as described in Example 1, from (S)-4-(8-amino-3-(pyrrolidin-2-yl)imidazo[1,5-a]pyrazin-1-yl)-2-methoxy-N-(pyridin-2-yl)benzamide (intermediate 19) and acryloylchloride, to afford the title compound (14 mg, 35.5%). Data: UPLC (C) R_t : 1.74 min; m/z 484.3 (M+H)⁺.

Intermediate 20

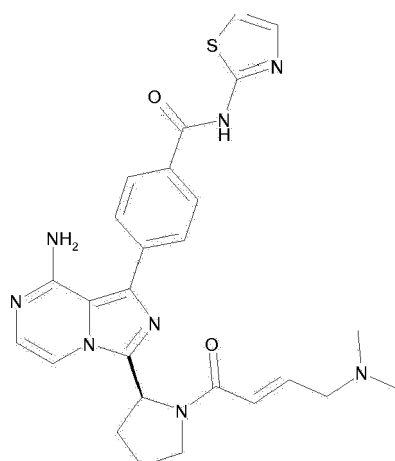


(S)-4-(8-Amino-3-(pyrrolidin-2-yl)imidazo[1,5-a]pyrazin-1-yl)-N-(thiazol-2-yl)benzamide

[0177] This intermediate was prepared, in an analogous manner as described for intermediate 2, from (S)-benzyl 2-(8-amino-1-bromoimidazo[1,5-a]pyrazin-3-yl)pyrrolidine-1-carboxylate (intermediate 1e) and commercially available N-2-thiazolyl 4-boronobenzamide to afford the title compound (229 mg, 73.1%).

Example 15

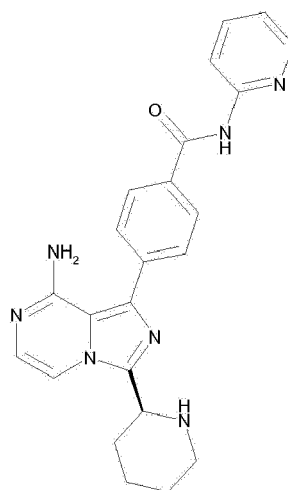
[0178]



(S,E)-4-(8-Amino-3-(1-(4-(dimethylamino)but-2-enoyl)pyrrolidin-2-yl)imidazo[1,5-a]pyrazin-1-yl)-N-(thiazol-2-yl)benzamide

[0179] This compound was prepared, in an analogous manner as described in Example 2, from (S)-4-(8-amino-3-(pyrrolidin-2-yl)imidazo[1,5-a]pyrazin-1-yl)-N-(thiazol-2-yl)benzamide (intermediate 20) and (E)-4-(dimethylamino)but-2-enoic acid, to afford the title compound (18.9 mg, 29.7%). Data: UPLC (C) R_t : 1.38 min; m/z 517.3 (M+H)⁺.

Intermediate 21

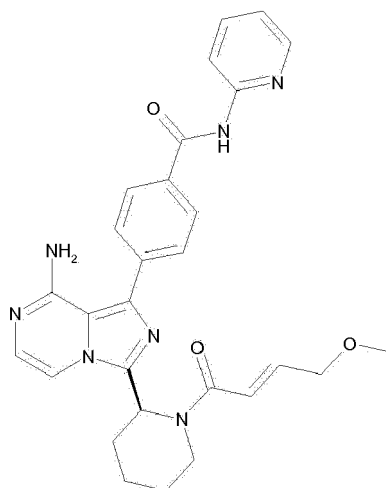


(S)-4-(8-Amino-3-(piperidin-2-yl)imidazo[1,5-a]pyrazin-1-yl)-N-(pyridin-2-yl)benzamide

[0180] This intermediate was prepared, in an analogous manner as described for intermediate 1, from (S)-1-(benzyloxycarbonyl)piperidine-2-carboxylic acid to obtain (S)-benzyl 2-(8-amino-1-bromoimidazo[1,5-a]pyrazin-3-yl)piperidine-1-carboxylate. Subsequent reaction with commercially available 4-(pyridin-2-ylaminocarbonyl)benzeneboronic acid, analogous as described for intermediate 2 afforded the title compound (491 mg, 91%).

Example 16

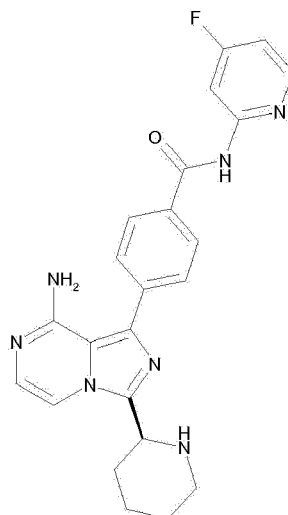
[0181]



(S,E)-4-(8-Amino-3-(1-(4-methoxybut-2-enoyl)piperidin-2-yl)imidazo[1,5-a]pyrazin-1-yl)-N-(pyridin-2-yl)benzamide

[0182] This compound was prepared, in an analogous manner as described in Example 2, from (S)-4-(8-amino-3-(piperidin-2-yl)imidazo[1,5-a]pyrazin-1-yl)-N-(pyridin-2-yl)benzamide (intermediate 21) and (E)-4-methoxybut-2-enoic acid (intermediate 3), to afford the title compound (21.1 mg, 54.3%). Data: LCMS (B) R_t : 2.22 min; m/z 512.3 (M+H)⁺.

Intermediate 22

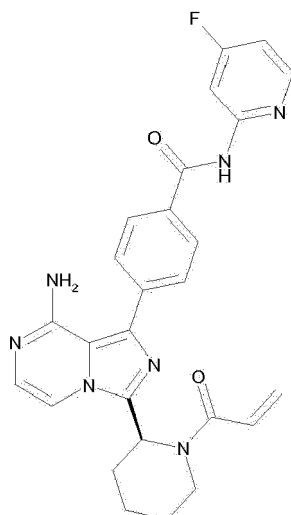


(S)-4-(8-Amino-3-(piperidin-2-yl)imidazo[1,5-a]pyrazin-1-yl)-N-(4-fluoropyridin-2-yl)benzamide

[0183] This intermediate was prepared, in an analogous manner as described for intermediate 1, from (S)-1-(benzyloxycarbonyl)piperidine-2-carboxylic acid to obtain (S)-benzyl 2-(8-amino-1-bromoimidazo[1,5-a]pyrazin-3-yl)piperidine-1-carboxylate. Subsequent reaction with N-(4-fluoropyridin-2-yl)-4-(4,4,5,5-tetramethyl-1,3,2-dioxaborolan-2-yl)benzamide (Intermediate 4), analogous as described for intermediate 2 afforded the title compound (160 mg, 71.8%).

Example 17

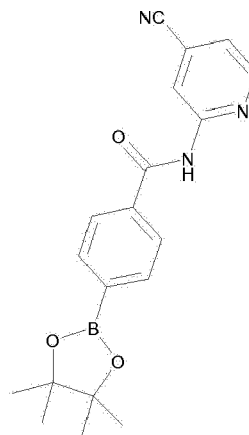
[0184]



(S)-4-(3-(1-Acryloylpiperidin-2-yl)-8-aminoimidazo[1,5-a]pyrazin-1-yl)-N-(4-fluoropyridin-2-yl)benzamide

[0185] This compound was prepared, in an analogous manner as described in Example 1, from (S)-4-(8-amino-3-(piperidin-2-yl)imidazo[1,5-a]pyrazin-1-yl)-N-(4-fluoropyridin-2-yl)benzamide (intermediate 22) and acryloylchloride, to afford the title compound (12 mg, 42.7%). Data: UPLC(C) R_t : 2.29 min; m/z 486.3 (M+H)⁺.

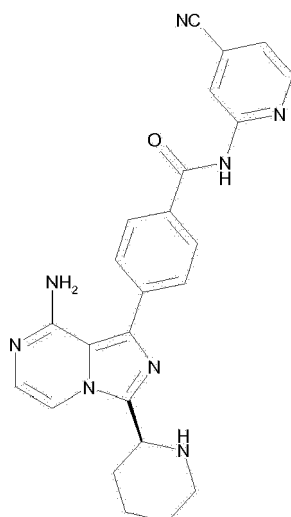
Intermediate 23



N-(4-Cyanopyridin-2-yl)-4-(4,4,5,5-tetramethyl-1,3,2-dioxaborolan-2-yl)benzamide

[0186] This compound was prepared, in an analogous manner as described in Intermediate 4, starting from 2-aminoisonicotinonitrile, to afford the title compound (1.3 g, 99%).

Intermediate 24

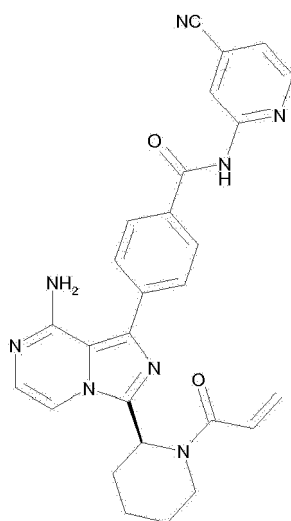


(S)-4-(8-Amino-3-(piperidin-2-yl)imidazo[1,5-a]pyrazin-1-yl)-N-(4-cyanopyridin-2-yl)benzamide

[0187] This intermediate was prepared, in an analogous manner as described for intermediate 1, from (S)-1-(benzyloxycarbonyl)piperidine-2-carboxylic acid to obtain (S)-benzyl 2-(8-amino-1-bromoimidazo[1,5-a]pyrazin-3-yl)piperidine-1-carboxylate. Subsequent reaction with N-(4-cyanopyridin-2-yl)-4-(4,4,5,5-tetramethyl-1,3,2-dioxaborolan-2-yl)benzamide (intermediate 23), analogous as described for intermediate 2 afforded the title compound (82 mg, 35.7%).

Example 18

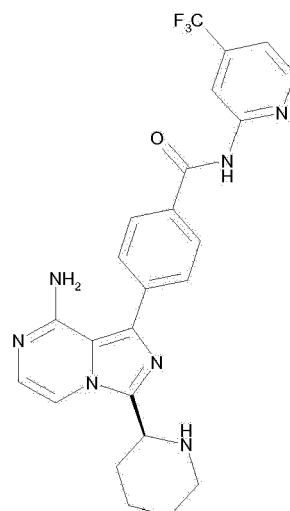
[0188]



(S)-4-(3-(1-Acryloylpiperidin-2-yl)-8-aminoimidazo[1,5-a]pyrazin-1-yl)-N-(4-cyanopyridin-2-yl)benzamide

[0189] This compound was prepared, in an analogous manner as described in Example 1, from (S)-4-(8-amino-3-(piperidin-2-yl)imidazo[1,5-a]pyrazin-1-yl)-N-(4-cyanopyridin-2-yl)benzamide (intermediate 24) and acryloylchloride, to afford the title compound (4.8 mg, 10.4%). Data: UPLC(C) R_t : 2.31 min.

Intermediate 25

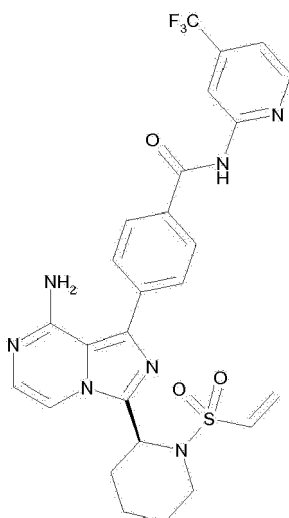


(S)-4-(8-Amino-3-(piperidin-2-yl)imidazo[1,5-a]pyrazin-1-yl)-N-(4-(trifluoromethyl)pyridin-2-yl)benzamide

[0190] This intermediate was prepared, in an analogous manner as described for intermediate 1, from (S)-1-(benzyloxycarbonyl)piperidine-2-carboxylic acid to obtain (S)-benzyl 2-(8-amino-1-bromoimidazo[1,5-a]pyrazin-3-yl)piperidine-1-carboxylate. Subsequent reaction with 4-(4,4,5,5-tetramethyl-1,3,2-dioxaborolan-2-yl)-N-(4-(trifluoromethyl)pyridin-2-yl)benzamide (intermediate 10), analogous as described for intermediate 2 afforded the title compound (144 mg, 59.1%).

Example 19

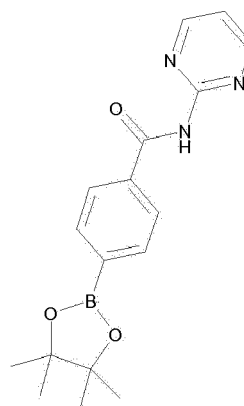
[0191]



(S)-4-(8-Amino-3-(1-(vinylsulfonyl)piperidin-2-yl)imidazo[1,5-a]pyrazin-1-yl)-N-(4-(trifluoromethyl)pyridin-2-yl)benzamide

[0192] This compound was prepared, in an analogous manner as described in Example 1, from (S)-4-(8-amino-3-(piperidin-2-yl)imidazo[1,5-a]pyrazin-1-yl)-N-(4-(trifluoromethyl)pyridin-2-yl)benzamide (intermediate 25) and ethenesulfonyl chloride prepared according to procedures described by King et.al. in Can. J. Chem. 66 (1988) pp1109-1116, to afford the title compound (6.1 mg, 20.5%). Data: UPLC(B) R_t : 1.24 min; m/z 572.2 (M+H)⁺.

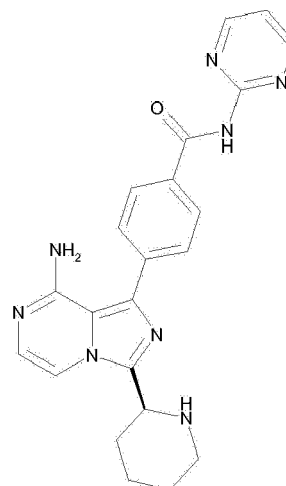
Intermediate 26



N-(Pyrimidin-2-yl)-4-(4,4,5,5-tetramethyl-1,3,2-dioxaborolan-2-yl)benzamide

[0193] This compound was prepared, in an analogous manner as described in Intermediate 14, starting from 2-aminopyrimidine, to afford the title compound (855 mg, 42.6%).

Intermediate 27

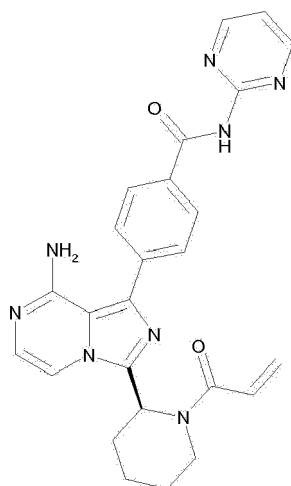


(S)-4-(8-Amino-3-(piperidin-2-yl)imidazo[1,5-a]pyrazin-1-yl)-N-(pyrimidin-2-yl)benzamide

[0194] This intermediate was prepared, in an analogous manner as described for intermediate 1, from (S)-1-(benzyloxycarbonyl)piperidine-2-carboxylic acid to obtain (S)-benzyl 2-(8-amino-1-bromoimidazo[1,5-a]pyrazin-3-yl)piperidine-1-carboxylate. Subsequent reaction with N-(pyrimidin-2-yl)-4-(4,4,5,5-tetramethyl-1,3,2-dioxaborolan-2-yl)benzamide (Intermediate 26), analogous as described for intermediate 2 afforded the title compound (100.8 mg, 95.4%).

Example 20

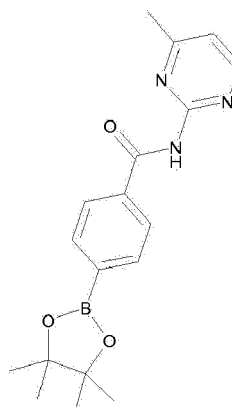
[0195]



(S)-4-(3-(1-Acryloylpiperidin-2-yl)-8-aminoimidazo[1,5-a]pyrazin-1-yl)-N-(pyrimidin-2-yl)benzamide

[0196] This compound was prepared, in an analogous manner as described in Example 1, from (S)-4-(8-amino-3-(piperidin-2-yl)imidazo[1,5-a]pyrazin-1-yl)-N-(pyrimidin-2-yl)benzamide (intermediate 27) and acryloylchloride, to afford the title compound (5.9 mg, 26.2%). Data: UPLC(C) R_t : 1.70 min; m/z 469.3 (M+H)⁺.

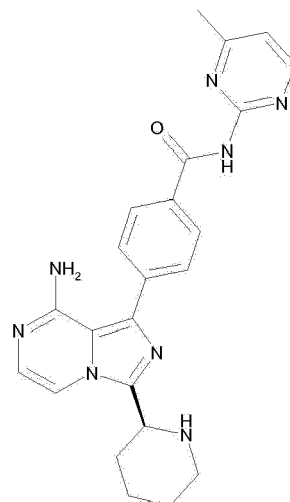
Intermediate 28



N-(4-Methylpyrimidin-2-yl)-4-(4,4,5,5-tetramethyl-1,3,2-dioxaborolan-2-yl)benzamide

[0197] This compound was prepared, in an analogous manner as described in Intermediate 14, starting from 2-amino-4-methylpyrimidine, to afford the title compound (420 mg, 60.6%).

Intermediate 29

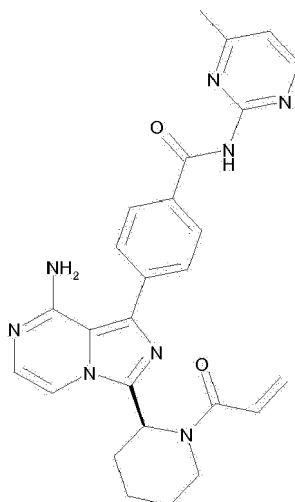


(S)-4-(8-Amino-3-(piperidin-2-yl)imidazo[1,5-a]pyrazin-1-yl)-N-(4-methylpyrimidin-2-yl)benzamide

[0198] This intermediate was prepared, in an analogous manner as described for intermediate 1, from (S)-1-(benzyloxycarbonyl)piperidine-2-carboxylic acid to obtain (S)-benzyl 2-(8-amino-1-bromoimidazo[1,5-a]pyrazin-3-yl)piperidine-1-carboxylate. Subsequent reaction with N-(4-methylpyrimidin-2-yl)-4-(4,4,5,5-tetramethyl-1,3,2-dioxaborolan-2-yl)benzamide (Intermediate 28), analogous as described for intermediate 2 afforded the title compound (83 mg, 50.4%).

Example 21

[0199]

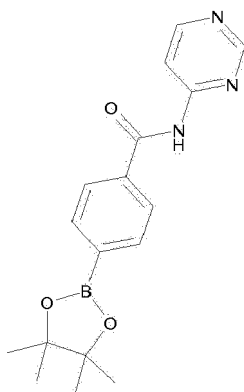


(S)-4-(3-(1-Acryloylpiperidin-2-yl)-8-aminoimidazo[1,5-a]pyrazin-1-yl)-N-(4-methylpyrimidin-2-yl)benzamide

[0200] This compound was prepared, in an analogous manner as described in Example 1, from (S)-4-(8-amino-3-(piperidin-2-yl)imidazo[1,5-a]pyrazin-1-yl)-N-(4-methylpyrimidin-2-yl)benzamide (intermediate 29) and acryloylchloride, to afford the title compound (4.5 mg, 27.4%). Data: UPLC(C) R_t : 1.79 min; m/z 483.3 (M+H)⁺.

Intermediate 30

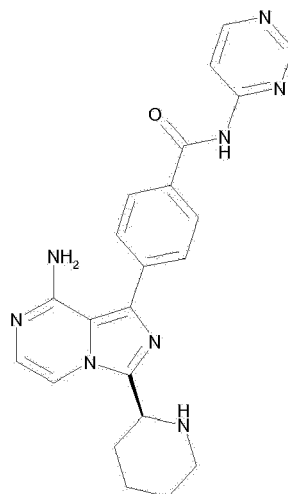
[0201]



N-(Pyrimidin-4-yl)-4-(4,4,5,5-tetramethyl-1,3,2-dioxaborolan-2-yl)benzamide

[0202] This compound was prepared, in an analogous manner as described in Intermediate 14, starting from 4-aminopyrimidine, to afford the title compound (1 g, 59.4%).

Intermediate 31

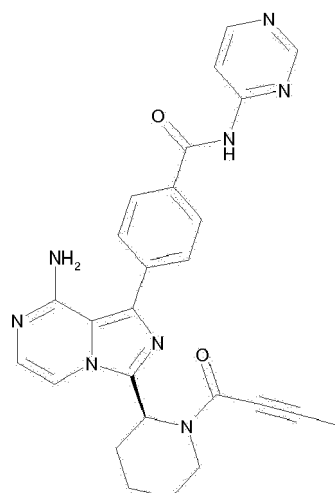


(S)-4-(8-Amino-3-(piperidin-2-yl)imidazo[1,5-a]pyrazin-1-yl)-N-(pyrimidin-4-yl)benzamide

[0203] This intermediate was prepared, in an analogous manner as described for intermediate 1, from (S)-1-(benzyloxycarbonyl)piperidine-2-carboxylic acid to obtain (S)-benzyl 2-(8-amino-1-bromoimidazo[1,5-a]pyrazin-3-yl)piperidine-1-carboxylate. Subsequent reaction with N-(pyrimidin-4-yl)-4-(4,4,5,5-tetramethyl-1,3,2-dioxaborolan-2-yl)benzamide (Intermediate 30), analogous as described for intermediate 2 afforded the title compound (66 mg, 42.8%).

Example 22

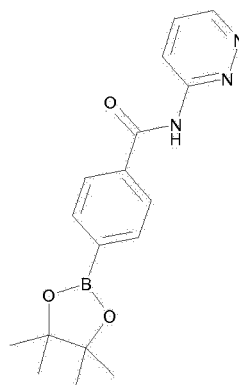
[0204]



(S)-4-(8-Amino-3-(1-but-2-ynoyl)piperidin-2-yl)imidazo[1,5-a]pyrazin-1-yl-N-(pyrimidin-4-yl)benzamide

[0205] This compound was prepared, in an analogous manner as described in Example 2, from (S)-4-(8-amino-3-(piperidin-2-yl)imidazo[1,5-a]pyrazin-1-yl)-N-(pyrimidin-4-yl)benzamide (intermediate 31) and 2-butyneic acid, to afford the title compound (10.3 mg, 26.9%). Data: UPLC(C) R_t : 1.91 min; m/z 481.3 (M+H)⁺.

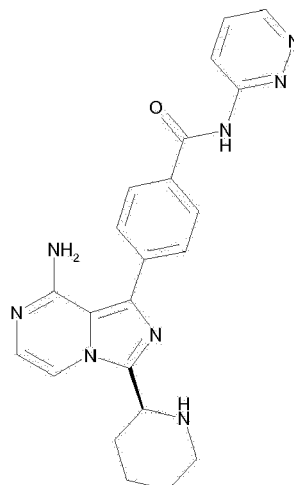
Intermediate 32



N-(Pyridazin-3-yl)-4-(4,4,5,5-tetramethyl-1,3,2-dioxaborolan-2-yl)benzamide

[0206] This compound was prepared, in an analogous manner as described in Intermediate 14, starting from 3-aminopyridazine, to afford the title compound (1.25 g, 71.3%).

Intermediate 33

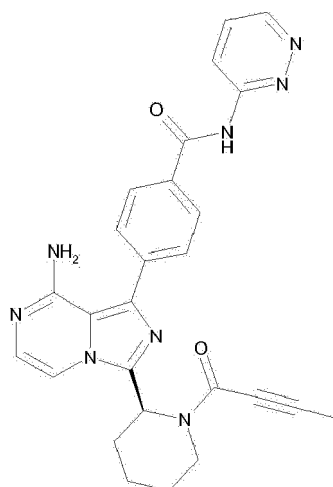


(S)-4-(8-Amino-3-(piperidin-2-yl)imidazo[1,5-a]pyrazin-1-yl)-N-(pyridazin-3-yl)benzamide

[0207] This intermediate was prepared, in an analogous manner as described for intermediate 1, from (S)-1-(benzyloxycarbonyl)piperidine-2-carboxylic acid to obtain (S)-benzyl 2-(8-amino-1-bromoimidazo[1,5-a]pyrazin-3-yl)piperidine-1-carboxylate. Subsequent reaction with N-(pyridazin-3-yl)-4-(4,4,5,5-tetramethyl-1,3,2-dioxaborolan-2-yl)benzamide (Intermediate 32) and deprotection, analogous as described for intermediate 2 afforded the title compound (258 mg, 85%).

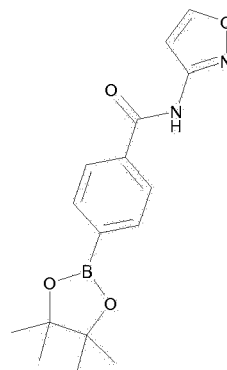
Example 23

[0208]



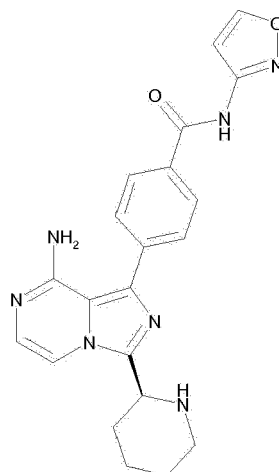
(S)-4-(8-Amino-3-(1-but-2-ynoylpiperidin-2-yl)imidazo[1,5-a]pyrazin-1-yl)-N-(pyridazin-3-yl)benzamide

[0209] This compound was prepared, in an analogous manner as described in Example 2, from (S)-4-(8-amino-3-(piperidin-2-yl)imidazo[1,5-a]pyrazin-1-yl)-N-(pyridazin-3-yl)benzamide (intermediate 33) and 2-butyneic acid, to afford the title compound (11 mg, 31.8%). Data: UPLC(C) R_t : 1.92 min; m/z 481.3 (M+H)⁺.

Intermediate 34

N-(isoxazol-3-yl)-4-(4,4,5,5-tetramethyl-1,3,2-dioxaborolan-2-yl)benzamide

[0210] This compound was prepared, in an analogous manner as described in Intermediate 14, starting from 3-aminoisoxazole, to afford the title compound (1.64 g, 95%).

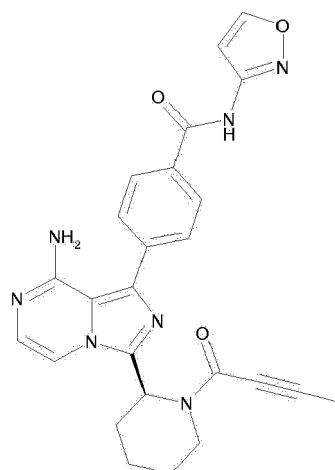
Intermediate 35

(S)-4-(8-amino-3-(piperidin-2-yl)imidazo[1,5-a]pyrazin-1-yl)-N-(isoxazol-3-yl)benzamide

[0211] This intermediate was prepared, in an analogous manner as described for intermediate 1, from (S)-1-(benzyloxycarbonyl)piperidine-2-carboxylic acid to obtain (S)-benzyl 2-(8-amino-1-bromoimidazo[1,5-a]pyrazin-3-yl)piperidine-1-carboxylate. Subsequent reaction with N-(isoxazol-3-yl)-4-(4,4,5,5-tetramethyl-1,3,2-dioxaborolan-2-yl)benzamide (Intermediate 34) and deprotection, analogous as described for intermediate 2 afforded the title compound (72 mg, 129%).

Example 24

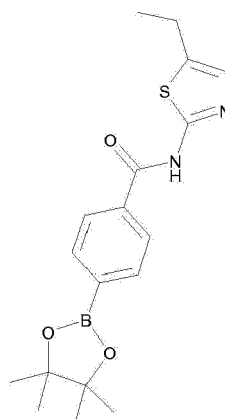
[0212]



(S)-4-(8-Amino-3-(1-but-2-ynoyl)piperidin-2-yl)imidazo[1,5-a]pyrazin-1-yl-N-(isoxazol-3-yl)benzamide

[0213] This compound was prepared, in an analogous manner as described in Example 2, from (S)-4-(8-amino-3-(piperidin-2-yl)imidazo[1,5-a]pyrazin-1-yl)-N-(isoxazol-3-yl)benzamide (intermediate 35) and 2-butyneic acid, to afford the title compound (2 mg, 6.6%). Data: UPLC(C) R_t : 2.23 min; m/z 470.3 (M+H)⁺.

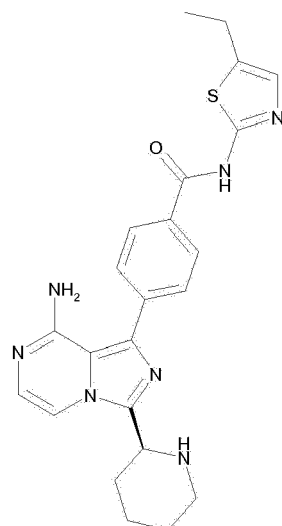
Intermediate 36



N-(5-Ethylthiazol-2-yl)-4-(4,4,5,5-tetramethyl-1,3,2-dioxaborolan-2-yl)benzamide

[0214] This compound was prepared, in an analogous manner as described in Intermediate 4, starting from 5-ethylthiazol-2-amine, to afford the title compound (191 mg, 34.2%).

Intermediate 37

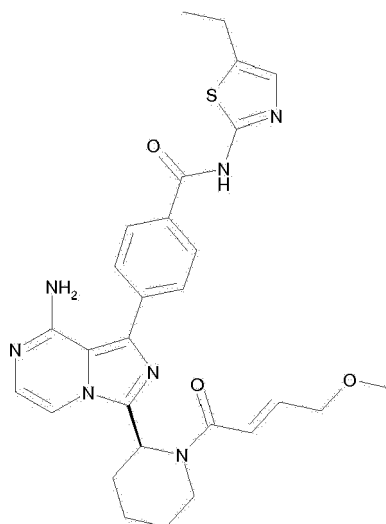


(S)-4-(8-Amino-3-(piperidin-2-yl)imidazo[1,5-a]pyrazin-1-yl)-N-(5-ethylthiazol-2-yl)benzamide

[0215] This intermediate was prepared, in an analogous manner as described for intermediate 1, from (S)-1-(benzyloxycarbonyl)piperidine-2-carboxylic acid to obtain (S)-benzyl 2-(8-amino-1-bromoimidazo[1,5-a]pyrazin-3-yl)piperidine-1-carboxylate. Subsequent reaction with N-(5-ethylthiazol-2-yl)-4-(4,4,5,5-tetramethyl-1,3,2-dioxaborolan-2-yl)benzamide (Intermediate 36) and deprotection, analogous as described for intermediate 2 afforded the title compound (146 mg, 52.4%).

Example 25

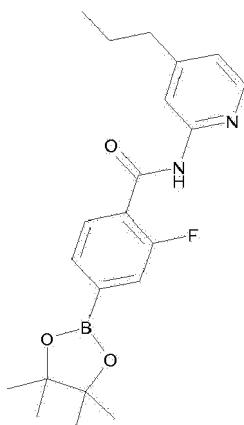
[0216]



(S,E)-4-(8-Amino-3-(1-(4-methoxybut-2-enoyl)piperidin-2-yl)imidazo[1,5-a]pyrazin-1-yl)-N-(5-ethylthiazol-2-yl)benzamide

[0217] This compound was prepared, in an analogous manner as described in Example 2, from (S)-4-(8-amino-3-(piperidin-2-yl)imidazo[1,5-a]pyrazin-1-yl)-N-(5-ethylthiazol-2-yl)benzamide (intermediate 37) and (E)-4-methoxybut-2-enoic acid (Intermediate 3), to afford the title compound (11.7 mg, 47.6%). Data: UPLC(C) R_t : 2.59 min; m/z 546.3 (M+H)⁺.

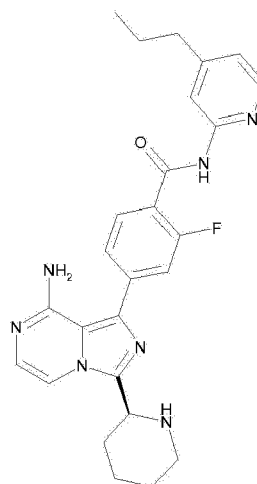
Intermediate 38



2-Fluoro-N-(4-propylpyridin-2-yl)-4-(4,4,5,5-tetramethyl-1,3,2-dioxaborolan-2-yl)benzamide

[0218] This compound was prepared, in an analogous manner as described in Intermediate 4, starting from commercially available 2-fluoro-4-(4,4,5,5-tetramethyl-1,3,2-dioxaborolan-2-yl)benzoic acid and 4-propylpyridin-2-ylamine, to afford the title compound (830 mg, 63.3%).

Intermediate 39

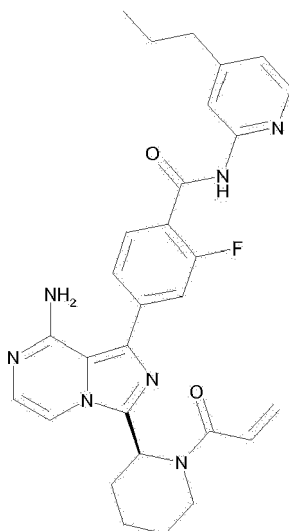


(S)-4-(8-Amino-3-(piperidin-2-yl)imidazo[1,5-a]pyrazin-1-yl)-2-fluoro-N-(4-propylpyridin-2-yl)benzamide

[0219] This intermediate was prepared, in an analogous manner as described for intermediate 1, from (S)-1-(benzyloxycarbonyl)piperidine-2-carboxylic acid to obtain (S)-benzyl 2-(8-amino-1-bromoimidazo[1,5-a]pyrazin-3-yl)piperidine-1-carboxylate. Subsequent reaction with 2-fluoro-N-(4-propylpyridin-2-yl)-4-(4,4,5,5-tetramethyl-1,3,2-dioxaborolan-2-yl)benzamide (Intermediate 38) and deprotection, analogous as described for intermediate 2 afforded the title compound (75.4 mg, 62%).

Example 26

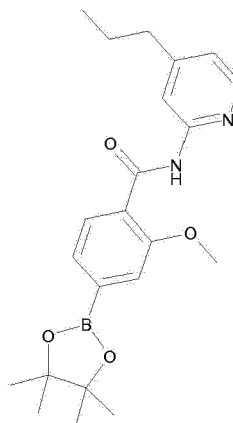
[0220]



(S)-4-(3-(1-Acryloylpiperidin-2-yl)-8-aminoimidazo[1,5-a]pyrazin-1-yl)-2-fluoro-N-(4-propylpyridin-2-yl)benzamide

[0221] This compound was prepared, in an analogous manner as described in Example 2, from (S)-4-(8-amino-3-(piperidin-2-yl)imidazo[1,5-a]pyrazin-1-yl)-2-fluoro-N-(4-propylpyridin-2-yl)benzamide (intermediate 39) and acrylic acid, to afford the title compound (5.9 mg, 28.9%). Data: UPLC(C) R_t : 2.41 min; m/z 528.4 (M+H)⁺.

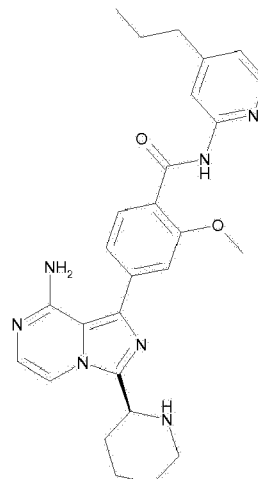
Intermediate 40



2-Methoxy-N-(4-propylpyridin-2-yl)-4-(4,4,5,5-tetramethyl-1,3,2-dioxaborolan-2-yl)benzamide

[0222] This compound was prepared, in an analogous manner as described in Intermediate 14, starting from commercially available 4-bromo-2-methoxybenzoic acid and 4-propyl-pyridin-2-ylamine, to afford the title compound (240 mg, 15.1%).

Intermediate 41

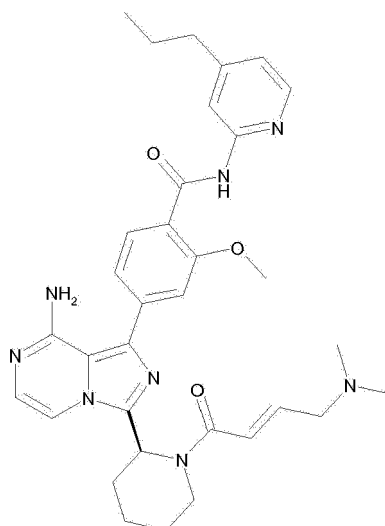


(S)-4-(8-Amino-3-(piperidin-2-yl)imidazo[1,5-a]pyrazin-1-yl)-2-methoxy-N-(4-propylpyridin-2-yl)benzamide

[0223] This intermediate was prepared, in an analogous manner as described for intermediate 1, from (S)-1-(benzyloxycarbonyl)piperidine-2-carboxylic acid to obtain (S)-benzyl 2-(8-amino-1-bromoimidazo[1,5-a]pyrazin-3-yl)piperidine-1-carboxylate. Subsequent reaction with 2-methoxy-N-(4-propylpyridin-2-yl)-4-(4,4,5,5-tetramethyl-1,3,2-dioxaborolan-2-yl)benzamide (intermediate 40) and deprotection, analogues as described for intermediate 2 afforded the title compound (74.5 mg, 75%).

Example 27

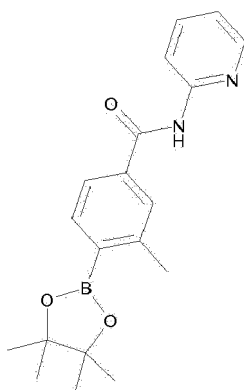
[0224]



(S,E)-4-(8-Amino-3-(1-(4-(dimethylamino)but-2-enoyl)piperidin-2-yl)imidazo[1,5-a]pyrazin-1-yl)-2-methoxy-N-(4-propylpyridin-2-yl)benzamide

[0225] This compound was prepared, in an analogous manner as described in Example 2, from (S)-4-(8-amino-3-(piperidin-2-yl)imidazo[1,5-a]pyrazin-1-yl)-2-methoxy-N-(4-propylpyridin-2-yl)benzamide (intermediate 41) and (E)-4-(dimethylamino)but-2-enoic acid, to afford the title compound (13.1 mg, 38.4%). Data: UPLC(C) R_t : 1.86 min; m/z 597.4 (M+H)⁺.

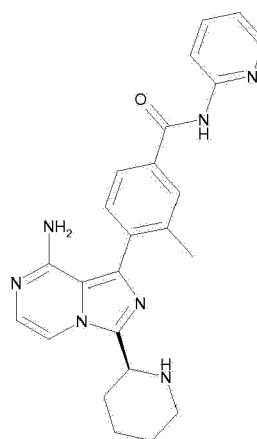
Intermediate 42



3-Methyl-N-(pyridin-2-yl)-4-(4,4,5,5-tetramethyl-1,3,2-dioxaborolan-2-yl)benzamide

[0226] This compound was prepared, in an analogous manner as described in Intermediate 14, starting from commercially available 4-bromo-3-methylbenzoic acid and 2-aminopyridine, to afford the title compound (2.5 g, 71.3%).

Intermediate 43

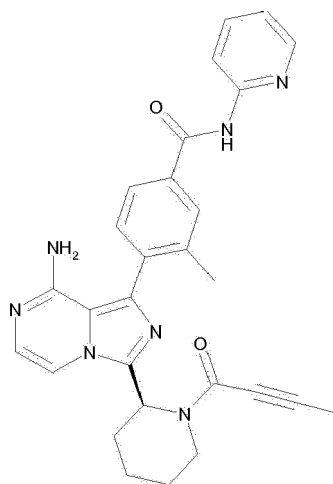


4-(8-Amino-3-((S)-piperidin-2-yl)imidazo[1,5-a]pyrazin-1-yl)-3-methyl-N-(pyridin-2-yl)benzamide

[0227] This intermediate was prepared, in an analogous manner as described for intermediate 1, from (S)-1-(benzyloxycarbonyl)piperidine-2-carboxylic acid to obtain (S)-benzyl 2-(8-amino-1-bromoimidazo[1,5-a]pyrazin-3-yl)piperidine-1-carboxylate. Subsequent reaction with 3-methyl-N-(pyridin-2-yl)-4-(4,4,5,5-tetramethyl-1,3,2-dioxaborolan-2-yl)benzamide (Intermediate 42) and deprotection, analogous as described for intermediate 2 afforded the title compound (150 mg, 71.7%).

Example 28

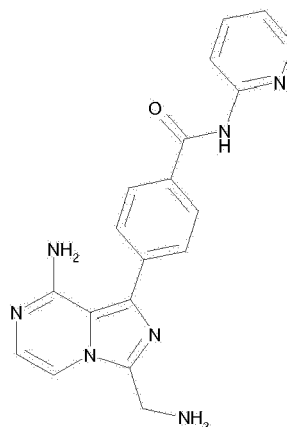
[0228]



4-(8-Amino-3-((S)-1-but-2-ynoylpiperidin-2-yl)imidazo[1,5-a]pyrazin-1-yl)-3-methyl-N-(pyridin-2-yl)benzamide

[0229] This compound was prepared, in an analogous manner as described in Example 2, from 4-(8-amino-3-((S)-piperidin-2-yl)imidazo[1,5-a]pyrazin-1-yl)-3-methyl-N-(pyridin-2-yl)benzamide (intermediate 43) and 2-butyric acid, to afford the title compound (13.7 mg, 59.1%). Data: UPLC(C) R_t : 2.28 min; m/z 494.3 (M+H)⁺.

Intermediate 44

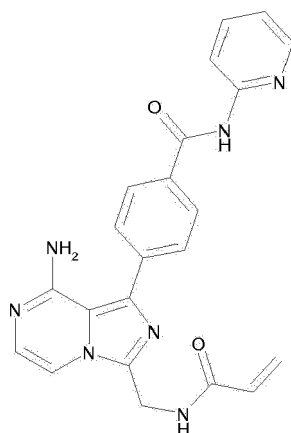


4-(8-Amino-3-(aminomethyl)imidazo[1,5-a]pyrazin-1-yl)-N-(pyridin-2-yl)benzamide

[0230] This intermediate was prepared, in an analogous manner as described for intermediate 1, from Z-Gly-OH to obtain benzyl (8-amino-1-bromoimidazo[1,5-a]pyrazin-3-yl)methylcarbamate. Subsequent reaction with commercially available 4-(pyridin-2-yl-aminocarbonyl)benzeneboronic acid, analogous as described for intermediate 2 afforded the title compound (261 mg, 81%).

Example 29

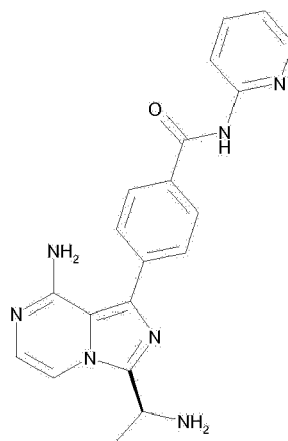
[0231]



4-(3-(Acrylamidomethyl)-8-aminoimidazo[1,5-a]pyrazin-1-yl)-N-(pyridin-2-yl)benzamide

[0232] This compound was prepared, in an analogous manner as described in Example 1, from 4-(8-amino-3-(aminomethyl)imidazo[1,5-a]pyrazin-1-yl)-N-(pyridin-2-yl)benzamide (intermediate 44) and acryloylchloride, to afford the title compound (1.7 mg, 4%). Data: UPLC(C) R_t : 1.22 min; m/z 414.2 ($M+H$)⁺.

Intermediate 45

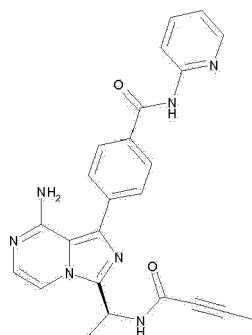


(S)-4-(8-Amino-3-(1-aminoethyl)imidazo[1,5-a]pyrazin-1-yl)-N-(pyridin-2-yl)benzamide

[0233] This intermediate was prepared, in an analogous manner as described for intermediate 1, from Z-Ala-OH to obtain benzyl (S)-benzyl 1-(8-amino-1-bromoimidazo[1,5-a]pyrazin-3-yl)ethylcarbamate. Subsequent reaction with commercially available 4-(pyridin-2-yl-aminocarbonyl)benzeneboronic acid and deprotection with 33% HBr/HOAc, analogous as described for intermediate 2 afforded the title compound (133.6 mg, 80%).

Example 30

[0234]

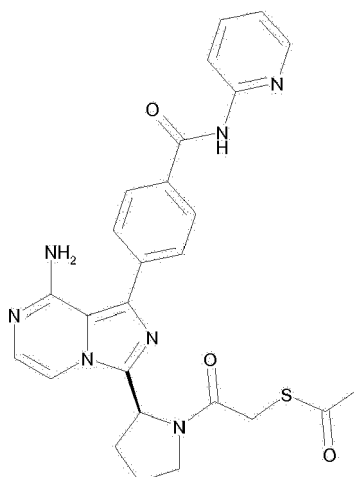


(S)-4-(8-Amino-3-(1-but-2-ynamidoethyl)imidazo[1,5-a]pyrazin-1-yl)-N-(pyridin-2-yl)benzamide

[0235] This compound was prepared, in an analogous manner as described in Example 2, from (S)-4-(8-amino-3-(1-aminoethyl)imidazo[1,5-a]pyrazin-1-yl)-N-(pyridin-2-yl)benzamide (intermediate 45) and 2-butyneic acid, to afford the title compound (9.5 mg, 26.9%). Data: UPLC(C) R_t : 1.38 min; m/z 440.3 (M+H)⁺.

Example 31

[0236]

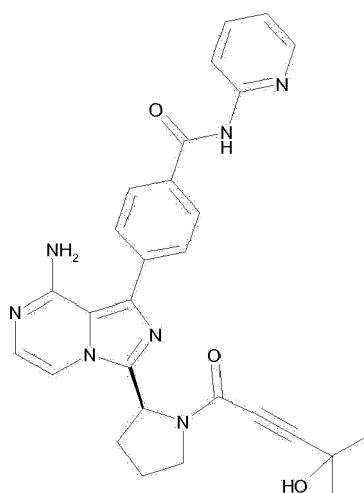


(S)-S-2-(2-(8-Amino-1-(4-(pyridin-2-ylcarbamoyl)phenyl)imidazo[1,5-a]pyrazin-3-yl)pyrrolidin-1-yl)-2-oxoethyl ethanethioate

[0237] This compound was prepared, in an analogous manner as described in Example 1, from the compound described in intermediate 2b and 2,5-dioxopyrrolidin-1-yl 2-(acetylthio)acetate, to afford the title compound (12.3 mg, 31.8%). Data: UPLC (C) R_t : 1.51 min; m/z 516.3 (M+H)⁺.

Example 32

[0238]

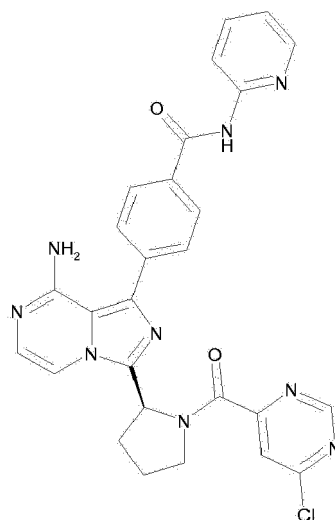


(S)-4-(8-Amino-3-(1-(4-hydroxy-4-methylpent-2-ynoyl)pyrrolidin-2-yl)imidazo[1,5-a]pyrazin-1-yl)-N-(pyridin-2-yl)benzamide

[0239] This compound was prepared, in an analogous manner as described in Example 2, from the compound described in intermediate 2b and 4-hydroxy-4-methylpent-2-ynoic acid, to afford the title compound (8.0 mg, 25.1%). Data: UPLC (C) R_t : 1.53 min; m/z 510.3 (M+H)⁺.

Example 33

[0240]

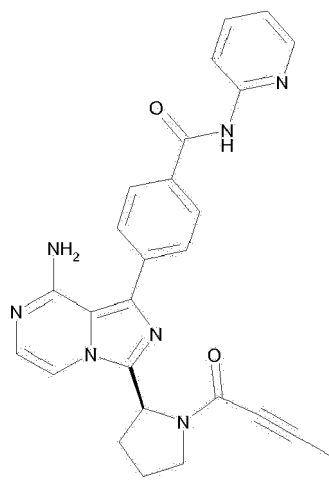


(S)-4-(8-Amino-3-(1-(6-chloropyrimidine-4-carbonyl)pyrrolidin-2-yl)imidazo[1,5-a]pyrazin-1-yl)-N-(pyridin-2-yl)benzamide

[0241] This compound was prepared, in an analogous manner as described in Example 2, from the compound described in intermediate 2b and 6-chloropyrimidine-4-carboxylic acid, to afford the title compound (2.5 mg, 6.2%). Data: UPLC (C) R_t : 1.64 min; m/z 540.3 (M+H)⁺.

Example 34

[0242]

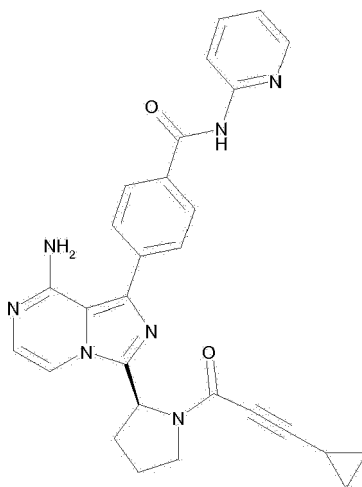


(S)-4-(8-Amino-3-(1-pent-2-ynoylpyrrolidin-2-yl)imidazo[1,5-a]pyrazin-1-yl)-N-(pyridin-2-yl)benzamide

[0243] This compound was prepared, in an analogous manner as described in Example 2, from the compound described in intermediate 2b and pent-2-ynoic acid, to afford the title compound (7.4 mg, 24.7%). Data: UPLC (C) R_t : 1.73 min; m/z 480.3 (M+H)⁺.

Example 35

[0244]

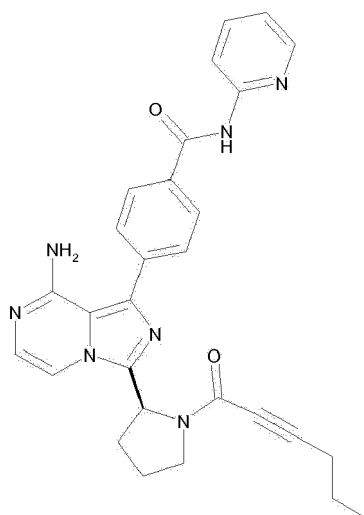


(S)-4-(8-Amino-3-(1-(3-cyclopropylpropioloyl)pyrrolidin-2-yl)imidazo[1,5-a]pyrazin-1-yl)-N-(pyridin-2-yl)benzamide

[0245] This compound was prepared, in an analogous manner as described in Example 2, from the compound described in intermediate 2b and 3-cyclopropylpropionic acid, to afford the title compound (8 mg, 26%). Data: UPLC (C) R_t : 1.73 min; m/z 492.3 (M+H)⁺.

Example 36

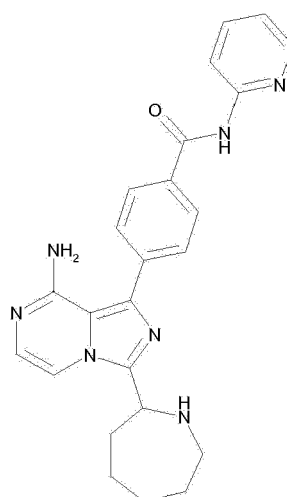
[0246]



(S)-4-(8-Amino-3-(1-hex-2-ynoylpyrrolidin-2-yl)imidazo[1,5-a]pyrazin-1-yl)-N-(pyridin-2-yl)benzamide

[0247] This compound was prepared, in an analogous manner as described in Example 2, from the compound described in intermediate 2b and hex-2-ynoic acid, to afford the title compound (8.1 mg, 26.2%). Data: UPLC (C) R_t : 1.94 min; m/z 494.3 (M+H)⁺.

Intermediate 46

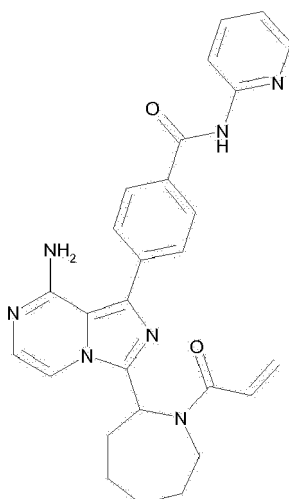


4-(8-Amino-3-(azepan-2-yl)imidazo[1,5-a]pyrazin-1-yl)-N-(pyridin-2-yl)benzamide

[0248] This intermediate was prepared, in an analogous manner as described for intermediate 1, from 1-(benzyloxycarbonyl)azepane-2-carboxylic acid to obtain benzyl 2-(8-amino-1-bromoimidazo[1,5-a]pyrazin-3-yl)azepane-1-carboxylate. Subsequent reaction with commercially available 4-(pyridin-2-yl-aminocarbonyl)benzeneboronic acid, analogous as described for intermediate 2 afforded the title compound (436 mg, quantitative, crude).

Example 37

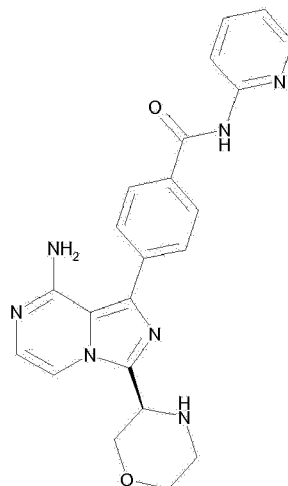
[0249]



4-(3-(1-Acryloylazepan-2-yl)-8-aminoimidazo[1,5-a]pyrazin-1-yl)-N-(pyridin-2-yl)benzamide

[0250] This compound was prepared, in an analogous manner as described in Example 1, from 4-(8-amino-3-(azepan-2-yl)imidazo[1,5-a]pyrazin-1-yl)-N-(pyridin-2-yl)benzamide (intermediate 46) and acryloylchloride, to afford the title compound (11 mg, 32.6%). Data: UPLC(C) R_t : 1.88 min; m/z 482.3 (M+H)⁺.

Intermediate 47

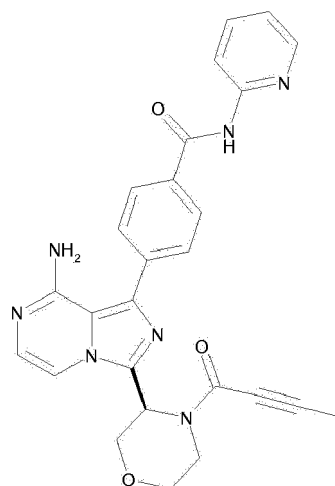


(R)-4-(8-Amino-3-(morpholin-3-yl)imidazo[1,5-a]pyrazin-1-yl)-N-(pyridin-2-yl)benzamide

[0251] This intermediate was prepared, in an analogous manner as described for intermediate 1, from (S)-4-(benzyloxycarbonyl)morpholine-3-carboxylic acid to obtain (R)-benzyl 3-(8-amino-1-bromoimidazo[1,5-a]pyrazin-3-yl)morpholine-4-carboxylate. Subsequent reaction with commercially available 4-(pyridin-2-yl-aminocarbonyl)benzeneboronic acid, analogous as described for intermediate 2 and subsequent deprotection using TFA at 60°C, afforded the title compound (62 mg, 69.5%).

Example 38

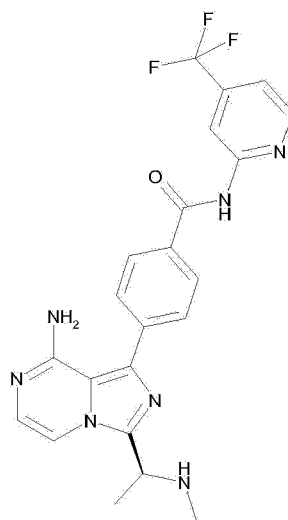
[0252]



(R)-4-(8-Amino-3-(4-but-2-ynoylmorpholin-3-yl)imidazo[1,5-a]pyrazin-1-yl)-N-(pyridin-2-yl)benzamide

[0253] This compound was prepared, in an analogous manner as described in Example 2, from (R)-4-(8-amino-3-(morpholin-3-yl)imidazo[1,5-a]pyrazin-1-yl)-N-(pyridin-2-yl)benzamide (intermediate 47) and 2-butyric acid, to afford the title compound (4.9 mg, 14.1%). Data: UPLC(C) R_t : 1.38 min; m/z 482.3 (M+H)⁺.

Intermediate 48

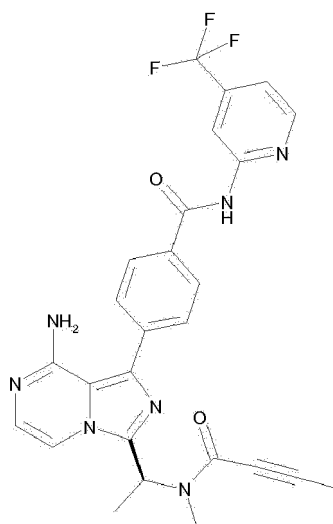


(S)-4-(8-Amino-3-(1-(methylanino)ethyl)imidazo[1,5-a]pyrazin-1-yl)-N-(4-(trifluoromethyl)pyridin-2-yl)benzamide

[0254] This intermediate was prepared, in an analogous manner as described for intermediate 1, from (S)-2-((benzyloxycarbonyl)(methyl)amino)propanoic acid to obtain (S)-benzyl 1-(8-amino-1-bromoimidazo[1,5-a]pyrazin-3-yl)ethyl(methyl)carbamate. Subsequent reaction with 4-(4,4,5,5-Tetramethyl-1,3,2-dioxaborolan-2-yl)-N-(4-(trifluoromethyl)pyridin-2-yl)benzamide (intermediate 10), analogous as described for intermediate 2 afforded the title compound (71 mg, 64.7%).

Example 39

[0255]



(S)-4-(8-amino-3-(1-(N-methylbut-2-ynamido)ethyl)imidazo[1,5-a]pyrazin-1-yl)-N-(4-(trifluoromethyl)pyridin-2-yl)benzamide

[0256] This compound was prepared, in an analogous manner as described in Example 2, from (S)-4-(8-amino-3-(1-(methylamino)ethyl)imidazo[1,5-a]pyrazin-1-yl)-N-(4-(trifluoromethyl)pyridin-2-yl)benzamide (intermediate 48) and 2-butyric acid, to afford the title compound (11.5 mg, 33.4%). Data: UPLC(C) R_t : 2.54 min; m/z 522.2 (M+H)⁺.

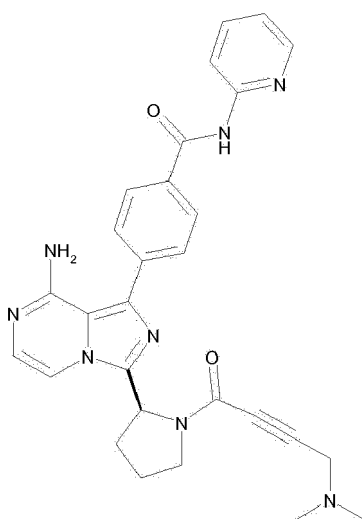
Intermediate 49

4-(Dimethylamino)but-2-ynoic acid

[0257] *n*-BuLi in hexane (2.5M, 24.06 mmol, 9.62 mL) was slowly added to a solution of *N,N*-dimethylprop-2-yn-1-amine (24.06 mmol, 2.59 mL, 2 g) in dry THF (10 mL) at -78°C. The mixture was stirred for 1 h at -78°C, then crushed CO₂ (241 mmol, 10.59 g) was added in one portion and the reaction mixture was stirred for an additional 10 min. The resulting solution was poured into water and washed with ethyl acetate. The aqueous layer was evaporated *in vacuo* to give the crude amino acid. This was dissolved in methanol, and the insoluble salts were removed via filtration. The filtrate was evaporated to give 3.25 g of 4-(dimethylamino)but-2-ynoic acid (106%).

Example 40

[0258]



(S)-4-(8-Amino-3-(1-(4-(dimethylamino)but-2-ynoyl)pyrrolidin-2-yl)imidazo[1,5-a]pyrazin-1-yl)-N-(pyridin-2-yl)benzamide

[0259] This compound was prepared, in an analogous manner as described in Example 2, from the compound described in intermediate 2b and 4-(dimethylamino)but-2-ynoic acid (Intermediate 49), to afford the title compound (5.6 mg, 12%). Data: UPLC (C) R_t : 0.97 min; m/z 509.3 (M+H)⁺.

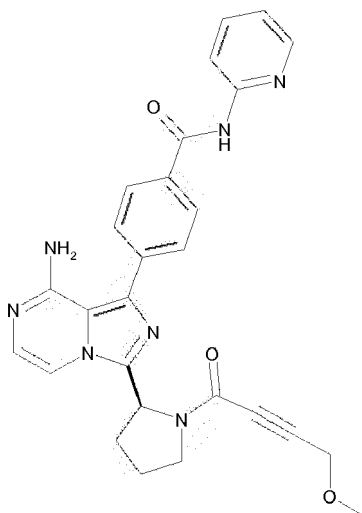
Intermediate 50

4-Methoxybut-2-ynoic acid

[0260] *n*-BuLi in hexane (2.5M, 28.5 mmol, 11.41 mL) was slowly added to a solution of 3-methoxyprop-1-yne (28.5 mmol, 2.41 mL, 2 g) in dry THF (10 mL) at -78°C. The mixture was stirred for 1 h at -78°C, then crushed CO₂ (285 mmol, 12.56 g) was added in one portion and the reaction mixture was stirred for an additional 10 min. The resulting solution was poured into water and washed with ethyl acetate. The aqueous layer was evaporated *in vacuo* to give the crude amino acid. This was dissolved in methanol, and the insoluble salts were removed via filtration. The filtrate was evaporated to give 3.35 g of 4-methoxybut-2-ynoic acid (103%).

Example 41

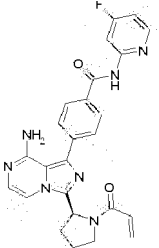
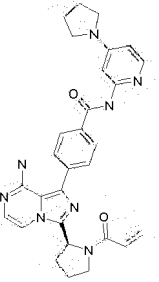
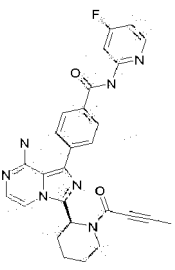
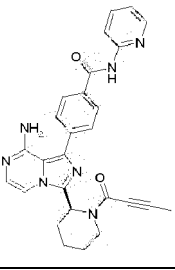
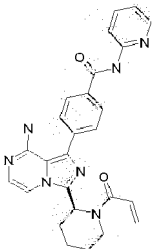
[0261]



(S)-4-(8-Amino-3-(1-(4-methoxybut-2-ynoyl)pyrrolidin-2-yl)imidazo[1,5-a]pyrazin-1-yl)-N-(pyridin-2-yl)benzamide

[0262] This compound was prepared, in an analogous manner as described in Example 2, from the compound described in intermediate 2b and 4-methoxybut-2-ynoic acid (Intermediate 50), to afford the title compound (9.1 mg, 24.7%). Data: UPLC (C) R_t : 1.44 min; m/z 496.2 (M+H)⁺.

[0263] The following Examples were synthesized following the methods described for example 1-41.

Example	Structure	Name	(M+H) + m/z	UPLC (C) Rt
42		(S)-4-(3-(1-acryloylpyrrolidin-2-yl)-8-aminoimidazo[1,5-a]pyrazin-1-yl)-N-(4-fluoropyridin-2-yl)benzamide	472.3	2.25 min
43		(S)-4-(3-(1-acryloylpyrrolidin-2-yl)-8-aminoimidazo[1,5-a]pyrazin-1-yl)-N-(4-(pyrrolidin-1-yl)pyridin-2-yl)benzamide	523.3	1.72 min
44		(S)-4-(8-amino-3-(1-but-2-ynoylpiperidin-2-yl)imidazo[1,5-a]pyrazin-1-yl)-N-(4-fluoropyridin-2-yl)benzamide	498.3	2.47 min
45		(S)-4-(8-amino-3-(1-but-2-ynoylpiperidin-2-yl)imidazo[1,5-a]pyrazin-1-yl)-N-(pyridin-2-yl)benzamide	480.3	2.26 min LCMS (B)
46		(S)-4-(3-(1-acryloylpiperidin-2-yl)-8-aminoimidazo[1,5-a]pyrazin-1-yl)-N-(pyridin-2-yl)benzamide	468.3	2.49 min

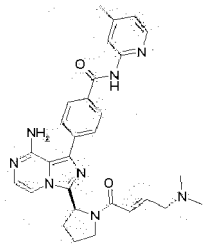
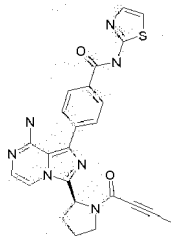
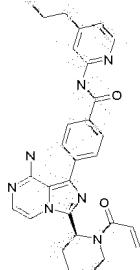
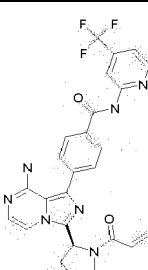
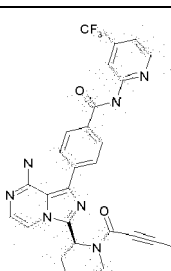
(continued)

Example	Structure	Name	(M+H) + m/z	UPLC (C) Rt
47		(S)-4-(8-amino-3-(1-but-2-ynoylpyrrolidin-2-yl)imidazo[1,5-a]pyrazin-1-yl)-N-(4-propylpyridin-2-yl)benzamide	508.3	2.00 min
48		(S,E)-4-(8-amino-3-(1-(4-methoxy-N-methylbut-2-enamido)ethyl)imidazo[1,5-a]pyrazin-1-yl)-N-(4-propylpyridin-2-yl)benzamide	528.3	1.89 min
49		(S)-4-(8-amino-3-(1-(vinylsulfonyl)piperidin-2-yl)imidazo[1,5-a]pyrazin-1-yl)-N-(4-propylpyridin-2-yl)benzamide	546.3	2.15 min
50		(S)-4-(8-amino-3-(1-but-2-ynoylpyrrolidin-2-yl)imidazo[1,5-a]pyrazin-1-yl)-2-fluoro-N-(pyridin-2-yl)benzamide	484.3	1.84 min
51		(S,E)-4-(8-amino-3-(1-(4-methoxybut-2-enoyl)pyrrolidin-2-yl)imidazo[1,5-a]pyrazin-1-yl)-N-(4-methoxypyridin-2-yl)benzamide	528.4	1.60 min
52		(S,E)-4-(8-amino-3-(1-(4-methoxybut-2-enoyl)pyrrolidin-2-yl)imidazo[1,5-a]pyrazin-1-yl)-2-fluoro-N-(4-methoxypyridin-2-yl)benzamide	516.3	1.79 min

(continued)

Example	Structure	Name	(M+H) + m/z	UPLC (C) Rt
53		(<i>S,E</i>)-4-(8-amino-3-(1-(4-methoxybut-2-enoyl) pyrrolidin-2-yl)imidazo[1,5-a]pyrazin-1-yl)-N-(4-fluoropyridin-2-yl)benzamide	516.3	2.31 min
54		(<i>S,E</i>)-4-(8-amino-3-(1-(4-methoxybut-2-enoyl) piperidin-2-yl)imidazo[1,5-a]pyrazin-1-yl)-N-(isoxazol-3-yl)benzamide	502.3	2.01 min
55		(<i>S,E</i>)-4-(8-amino-3-(1-(4-methoxybut-2-enoyl) piperidin-2-yl)imidazo[1,5-a]pyrazin-1-yl)-N-(pyrimidin-2-yl)benzamide	513.3	1.79 min
56		4-(8-amino-3-((<i>S</i>)-1-(2-chloropyrimidine-4-carbonyl) piperidin-2-yl)imidazo[1,5-a]pyrazin-1-yl)-3-methyl-N-(pyridin-2-yl)benzamide	568.3	2.23 min
57		(<i>S,E</i>)-4-(8-amino-3-(1-(4-methoxybut-2-enoyl) pyrrolidin-2-yl)imidazo[1,5-a]pyrazin-1-yl)-N-(4-methylpyridin-2-yl)benzamide	512.4	1.67 min
58		(<i>S,E</i>)-4-(8-amino-3-(1-(4-methoxybut-2-enoyl) pyrrolidin-2-yl)imidazo[1,5-a]pyrazin-1-yl)-N-(4-isopropylpyridin-2-yl)benzamide	540.3	1.74 min

(continued)

Example	Structure	Name	(M+H) + m/z	UPLC (C) Rt
59		(<i>S,E</i>)-4-(8-amino-3-(1-(4-(dimethylamino)but-2-enoyl)pyrrolidin-2-yl)imidazo[1,5-a]pyrazin-1-yl)-N-(4-methylpyridin-2-yl)benzamide	525.4	1.11 min
60		(<i>S</i>)-4-(8-amino-3-(1-but-2-ynoylpyrrolidin-2-yl)imidazo[1,5-a]pyrazin-1-yl)-N-(thiazol-2-yl)benzamide	472.0	2.24 min
61		(<i>S</i>)-4-(3-(1-acryloylpiperidin-2-yl)-8-aminoimidazo[1,5-a]pyrazin-1-yl)-N-(4-propylpyridin-2-yl)benzamide	510.3	2.11 min
62		(<i>S</i>)-4-(3-(1-acryloylpyrrolidin-2-yl)-8-aminoimidazo[1,5-a]pyrazin-1-yl)-N-(4-(trifluoromethyl)pyridin-2-yl)benzamide	522.0	2.37 min
63		(<i>S</i>)-4-(8-amino-3-(1-but-2-ynoylpiperidin-2-yl)imidazo[1,5-a]pyrazin-1-yl)-N-(4-(trifluoromethyl)pyridin-2-yl)benzamide	548.3	1.09 min UPLC (B)

(continued)

Example	Structure	Name	(M+H) + m/z	UPLC (C) Rt
64		(S)-4-(8-amino-3-(1-but-2-ynoylpiperidin-2-yl)imidazo[1,5-a]pyrazin-1-yl)-N-(4-propylpyridin-2-yl)benzamide	522.3	2.29 min
65		(S,E)-4-(8-amino-3-(1-(4-(dimethylamino)but-2-enoyl)pyrrolidin-2-yl)imidazo[1,5-a]pyrazin-1-yl)-N-(4-isopropylpyridin-2-yl)benzamide	553.3	1.31 min
66		4-(8-amino-3-((S)-1-(vinylsulfonyl)piperidin-2-yl)imidazo[1,5-a]pyrazin-1-yl)-3-methyl-N-(pyridin-2-yl)benzamide	518.3	2.20 min
67		(S)-4-(8-amino-3-(1-but-2-ynoylpiperidin-2-yl)imidazo[1,5-a]pyrazin-1-yl)-2-fluoro-N-(4-propylpyridin-2-yl)benzamide	540.3	2.56 min
68		4-(3-((S)-1-acryloylpiperidin-2-yl)-8-aminoimidazo[1,5-a]pyrazin-1-yl)-3-methyl-N-(pyridin-2-yl)benzamide	482.2	1.98 min

(continued)

Example	Structure	Name	(M+H) + m/z	UPLC (C) Rt
69		(E)-4-(8-amino-3-((4-(dimethyl amino)but-2-enamido) methyl) imidazo[1,5-a]pyrazin-1-yl)-N-(pyridin-2-yl) benzamide	471.2	1.16 min
70		(S)-4-(8-amino-3-(1-(2-chloro pyrimidine-4-carbonyl) pyrrolidin-2-yl)imidazo[1,5-a]pyrazin-1-yl)-N-(4-isopropylpyridin-2-yl)benzamide	582.2	1.89 min
71		(S)-4-(8-amino-3-(1-(2-chloro pyrimidine-4-carbonyl) pyrrolidin-2-yl)imidazo[1,5-a]pyrazin-1-yl)-N-(4,5,6,7-tetrahydrobenzo[d]thiazol-2-yl)benzamide	600.2	2.49 min
72		(S,E)-4-(8-amino-3-(1-(4-methoxybut-2-enoyl) piperidin-2-yl)imidazo[1,5-a]pyrazin-1-yl)-N-(pyridazin-3-yl)benzamide	513.3	1.84 min
73		(S,E)-4-(8-amino-3-(1-(4-(dimethylamino)but-2-enoyl) piperidin-2-yl)imidazo[1,5-a]pyrazin-1-yl)-N-(pyridazin-3-yl)benzamide	526.4	1.26 min
74		(S)-4-(8-amino-3-(1-(2-chloropyrimidine-4-carbonyl) piperidin-2-yl)imidazo[1,5-a]pyrazin-1-yl)-N-(pyridazin-3-yl)benzamide	555.3	1.96 min

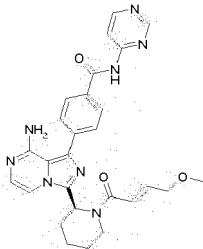
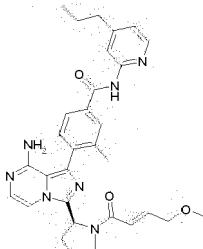
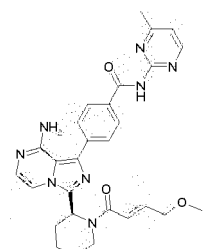
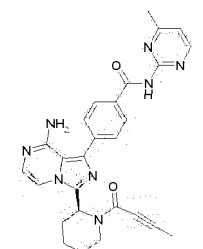
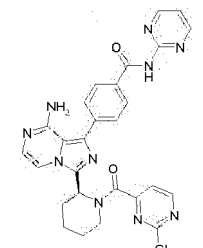
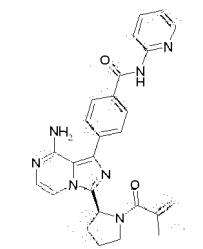
(continued)

Example	Structure	Name	(M+H) + m/z	UPLC (C) Rt
75		(<i>S,E</i>)-4-(8-amino-3-(1-(4-methoxy-N-methylbut-2-enamido)ethyl)imidazo[1,5-a]pyrazin-1-yl)-N-(4-(trifluoromethyl)pyridin-2-yl)benzamide	554.2	2.47 min
76		(<i>S,E</i>)-4-(8-amino-3-(1-(4-(dimethylamino)-N-methylbut-2-enamido)ethyl)imidazo[1,5-a]pyrazin-1-yl)-N-(4-propylpyridin-2-yl)benzamide	541.3	1.41 min
77		(<i>S,E</i>)-4-(8-amino-3-(1-(4-(pyrrolidin-1-yl)but-2-enoyl)pyrrolidin-2-yl)imidazo[1,5-a]pyrazin-1-yl)-N-(4-propylpyridin-2-yl)benzamide	579.3	1.64 min
78		(<i>S,E</i>)-4-(8-amino-3-(1-(4-(dimethylamino)but-2-enoyl)piperidin-2-yl)imidazo[1,5-a]pyrazin-1-yl)-N-(pyridin-2-yl)benzamide	525.3	2.10 min LCMS (B)
79		(<i>S</i>)-4-(8-amino-3-(1-(2-chloropyrimidine-4-carbonyl)pyrrolidin-2-yl)imidazo[1,5-a]pyrazin-1-yl)-N-(4-propylpyridin-2-yl)benzamide	582.3	1.95 min

(continued)

Example	Structure	Name	(M+H) + m/z	UPLC (C) Rt
80		(S)-4-(8-amino-3-(1-(2-chloropyrimidine-4-carbonyl)piperidin-2-yl)imidazo[1,5-a]pyrazin-1-yl)-N-(4-fluoropyridin-2-yl)benzamide	572.3	2.45 min
81		(S,E)-4-(8-amino-3-(1-(4-methoxybut-2-enoyl)piperidin-2-yl)imidazo[1,5-a]pyrazin-1-yl)-N-(4-fluoropyridin-2-yl)benzamide	530.3	2.38 min
82		(S,E)-4-(8-amino-3-(1-(4-methoxybut-2-enoyl)pyrrolidin-2-yl)imidazo[1,5-a]pyrazin-1-yl)-N-(4,5,6,7-tetrahydrobenzo[d]thiazol-2-yl)benzamide	588.3	2.33 min
83		(S)-4-(8-amino-3-(1-(2-chloropyrimidine-4-carbonyl)pyrrolidin-2-yl)imidazo[1,5-a]pyrazin-1-yl)-2-methoxy-N-(pyridin-2-yl)benzamide	570.3	2.01 min
84		(S)-4-(8-amino-3-(1-(2-chloropyrimidine-4-carbonyl)pyrrolidin-2-yl)imidazo[1,5-a]pyrazin-1-yl)-2-fluoro-N-(pyridin-2-yl)benzamide	558.2	1.95 min
85		4-(8-amino-3-((S)-1-((E)-4-methoxybut-2-enoyl)piperidin-2-yl)imidazo[1,5-a]pyrazin-1-yl)-3-methyl-N-(pyridin-2-yl)benzamide	526.3	2.12 min

(continued)

Example	Structure	Name	(M+H) + m/z	UPLC (C) Rt
86		(<i>S,E</i>)-4-(8-amino-3-(1-(4-methoxybut-2-enoyl) piperidin-2-yl)imidazo[1,5-a]pyrazin-1-yl)-N-(pyrimidin-4-yl)benzamide	513.3	1.83 min
87		4-(8-amino-3-((<i>S</i>)-1-((<i>E</i>)-4-methoxybut-2-enoyl) pyrrolidin-2-yl)imidazo[1,5-a]pyrazin-1-yl)-3-methyl-N-(4-propylpyridin-2-yl)benzamide	554.4	1.86 min
88		(<i>S,E</i>)-4-(8-amino-3-(1-(4-methoxybut-2-enoyl) piperidin-2-yl)imidazo[1,5-a]pyrazin-1-yl)-N-(4-methylpyrimidin-2-yl)benzamide	527.3	1.88 min
89		(<i>S</i>)-4-(8-amino-3-(1-but-2-ynoylpiperidin-2-yl)imidazo[1,5-a]pyrazin-1-yl)-N-(4-methylpyrimidin-2-yl)benzamide	495.3	1.97 min
90		(<i>S</i>)-4-(8-amino-3-(1-(2-chloropyrimidine-4-carbonyl) piperidin-2-yl)imidazo[1,5-a]pyrazin-1-yl)-N-(pyrimidin-2-yl)benzamide	555.3	1.91 min
91		(<i>S</i>)-4-(8-amino-3-(1-methacryloylpyrrolidin-2-yl)imidazo[1,5-a]pyrazin-1-yl)-N-(pyridin-2-yl)benzamide	468.4	1.61 min

(continued)

Example	Structure	Name	(M+H) + m/z	UPLC (C) Rt
92		(S)-4-(8-amino-3-(1-(2-(trifluoromethyl)acryloyl)pyrrolidin-2-yl)imidazo[1,5-a]pyrazin-1-yl)-N-(pyridin-2-yl)benzamide	522.3	1.99 min
93		(S,E)-4-(8-amino-3-(1-but-2-enoylpyrrolidin-2-yl)imidazo[1,5-a]pyrazin-1-yl)-N-(pyridin-2-yl)benzamide	468.4	1.59 min
94		(S)-4-(8-amino-3-(1-(cyanomethyl)pyrrolidin-2-yl)imidazo[1,5-a]pyrazin-1-yl)-N-(pyridin-2-yl)benzamide	439.3	1.55 min
95		(E)-4-(8-amino-3-((4-methoxybut-2-enamido)methyl)imidazo[1,5-a]pyrazin-1-yl)-N-(pyridin-2-yl)benzamide	458.2	1.35 min
96		(S)-4-(8-amino-3-(1-but-2-ynoylpyrrolidin-2-yl)imidazo[1,5-a]pyrazin-1-yl)-N-(4-(pyrrolidin-1-yl)pyridin-2-yl)benzamide	535.3	2.27 min LCMS (B)
97		(E)-4-(8-amino-3-(1-(1-(4-methoxybut-2-enoyl)azepan-2-yl)imidazo[1,5-a]pyrazin-1-yl)-N-(pyridin-2-yl)benzamide	526.3	1.97 min

(continued)

Example	Structure	Name	(M+H) + m/z	UPLC (C) Rt
98		(<i>S,E</i>)-4-(8-amino-3-(1-(4-methoxybut-2-enoyl)pyrrolidin-2-yl)imidazo[1,5-a]pyrazin-1-yl)-N-(4-cyanopyridin-2-yl)benzamide	523.3	2.12 min
99		(<i>S</i>)-4-(8-amino-3-(1-but-2-ynoylpyrrolidin-2-yl)imidazo[1,5-a]pyrazin-1-yl)-2-methoxy-N-(pyridin-2-yl)benzamide	496.3	1.87 min
100		(<i>S</i>)-4-(3-(1-acrylamidoethyl)-8-aminoimidazo[1,5-a]pyrazin-1-yl)-N-(pyridin-2-yl)benzamide	428.3	1.15 min
101		(<i>S</i>)-4-(3-(1-acryloylpyrrolidin-2-yl)-8-aminoimidazo[1,5-a]pyrazin-1-yl)-N-(thiazol-2-yl)benzamide	460.2	2.03 min
102		(<i>S</i>)-4-(8-amino-3-(1-but-2-ynoylpyrrolidin-2-yl)imidazo[1,5-a]pyrazin-1-yl)-N-(4-isopropylpyridin-2-yl)benzamide	507.8	1.82 min
103		(<i>S,E</i>)-4-(8-amino-3-(1-(4-methoxybut-2-enoyl)pyrrolidin-2-yl)imidazo[1,5-a]pyrazin-1-yl)-2-methoxy-N-(pyridin-2-yl)benzamide	528.3	1.84 min

(continued)

Example	Structure	Name	(M+H) + m/z	UPLC (C) Rt
104		(<i>S,E</i>)-4-(8-amino-3-(1-cinnamoylpyrrolidin-2-yl)imidazo[1,5-a]pyrazin-1-yl)-N-(pyridin-2-yl)benzamide	530.4	2.09 min
105		(<i>S</i>)-N-(1-(8-amino-1-(4-(pyridin-2-ylcarbamoyl)phenyl)imidazo[1,5-a]pyrazin-3-yl)ethyl)-2-chloropyrimidine-4-carboxamide	514.3	1.56 min
106		(<i>S</i>)-4-(8-amino-3-(1-but-2-ynoylpyrrolidin-2-yl)imidazo[1,5-a]pyrazin-1-yl)-N-(4-fluoropyridin-2-yl)benzamide	484.2	2.38 min
107		(<i>S</i>)-4-(8-amino-3-(1-(2-chloropyrimidine-4-carbonyl)piperidin-2-yl)imidazo[1,5-a]pyrazin-1-yl)-N-(4-propylpyridin-2-yl)benzamide	596.3	2.19 min
108		(<i>S,E</i>)-4-(8-amino-3-(1-(4-methoxybut-2-enoyl)piperidin-2-yl)imidazo[1,5-a]pyrazin-1-yl)-N-(4-(trifluoromethyl)pyridin-2-yl)benzamide	580.3	1.03 min UPLC (B)

(continued)

Example	Structure	Name	(M+H) + m/z	UPLC (C) Rt
109		(S)-4-(3-(1-acryloylpiperidin-2-yl)-8-aminoimidazo[1,5-a]pyrazin-1-yl)-N-(4-(trifluoromethyl)pyridin-2-yl)benzamide	536.3	1.02 min UPLC (B)
110		(S)-4-(8-amino-3-(1-but-2-ynoylpiperidin-2-yl)imidazo[1,5-a]pyrazin-1-yl)-2-methoxy-N-(4-propylpyridin-2-yl)benzamide	552.4	2.57 min
111		(S,E)-4-(8-amino-3-(1-(4-methoxybut-2-enoyl)piperidin-2-yl)imidazo[1,5-a]pyrazin-1-yl)-2-methoxy-N-(4-propylpyridin-2-yl)benzamide	584.4	2.49 min
112		4-(8-amino-3-(but-2-ynamidomethyl)imidazo[1,5-a]pyrazin-1-yl)-N-(pyridin-2-yl)benzamide	426.2	1.35 min
113		(S)-4-(8-amino-3-(1-(N-methylbut-2-ynamido)ethyl)imidazo[1,5-a]pyrazin-1-yl)-N-(4-propylpyridin-2-yl)benzamide	496.3	1.94 min

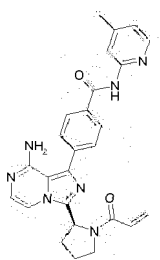
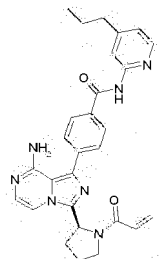
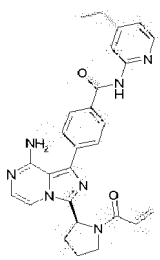
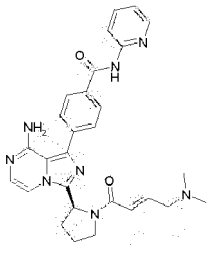
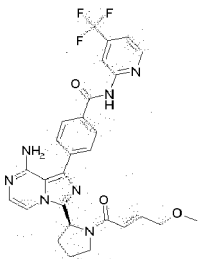
(continued)

Example	Structure	Name	(M+H) + m/z	UPLC (C) Rt
114		(<i>S,E</i>)-4-(8-amino-3-(1-(4-methoxybut-2-enoyl) piperidin-2-yl)imidazo[1,5-a]pyrazin-1-yl)-2-fluoro-N-(4-propylpyridin-2-yl)benzamide	572.4	2.48 min
115		(<i>S</i>)-4-(8-amino-3-(1-(2-chloropyrimidine-4-carbonyl) piperidin-2-yl)imidazo[1,5-a]pyrazin-1-yl)-N-(4-(trifluoromethyl)pyridin-2-yl)benzamide	622.2	1.15 min UPLC (B)
116		(<i>S</i>)-4-(8-amino-3-(1-but-2-ynoylpiperidin-2-yl)imidazo[1,5-a]pyrazin-1-yl)-N-(5-ethylthiazol-2-yl)benzamide	514.3	2.68 min
117		(<i>S</i>)-4-(3-(1-acryloylpiperidin-2-yl)-8-aminoimidazo[1,5-a]pyrazin-1-yl)-N-(5-ethylthiazol-2-yl)benzamide	502.3	2.53 min
118		(<i>S</i>)-4-(8-amino-3-(1-(2-chloropyrimidine-4-carbonyl) piperidin-2-yl)imidazo[1,5-a]pyrazin-1-yl)-N-(5-ethylthiazol-2-yl)benzamide	588.3	2.71 min

(continued)

Example	Structure	Name	(M+H) + m/z	UPLC (C) Rt
119		(S)-4-(8-amino-3-(1-(2-chloropyrimidine-4-carbonyl)pyrrolidin-2-yl)imidazo[1,5-a]pyrazin-1-yl)-N-(4-(trifluoromethyl)pyridin-2-yl)benzamide	608.2	2.68 min
120		(R,E)-4-(8-amino-3-(4-(4-methoxybut-2-enoyl)morpholin-3-yl)imidazo[1,5-a]pyrazin-1-yl)-N-(pyridin-2-yl)benzamide	514.3	1.34 min
121		(S,E)-4-(8-amino-3-(1-(4-methoxybut-2-enoyl)piperidin-2-yl)imidazo[1,5-a]pyrazin-1-yl)-N-(4-propylpyridin-2-yl)benzamide	554.4	2.07 min
122		(S)-4-(3-(1-acryloylpyrrolidin-2-yl)-8-aminoimidazo[1,5-a]pyrazin-1-yl)-N-(4-cyanopyridin-2-yl)benzamide	479.0	1.86 min
123		(S)-4-(8-amino-3-(1-but-2-ynoylpyrrolidin-2-yl)imidazo[1,5-a]pyrazin-1-yl)-N-(4-methoxypyridin-2-yl)benzamide	496.3	1.50 min

(continued)

Example	Structure	Name	(M+H) + m/z	UPLC (C) Rt
124		(S)-4-(3-(1-acryloylpyrrolidin-2-yl)-8-aminoimidazo[1,5-a]pyrazin-1-yl)-N-(4-methylpyridin-2-yl)benzamide	468.1	1.37 min
125		(S)-4-(3-(1-acryloylpyrrolidin-2-yl)-8-aminoimidazo[1,5-a]pyrazin-1-yl)-N-(4-propylpyridin-2-yl)benzamide	496.1	1.76 min
126		(S)-4-(3-(1-acryloylpyrrolidin-2-yl)-8-aminoimidazo[1,5-a]pyrazin-1-yl)-N-(4-ethylpyridin-2-yl)benzamide	482.1	1.53 min
127		(S,E)-4-(8-amino-3-(1-(4-(dimethylamino)but-2-en-1-yl)pyrrolidin-2-yl)imidazo[1,5-a]pyrazin-1-yl)-N-(pyridin-2-yl)benzamide	511.0	1.29 min
128		(S,E)-4-(8-amino-3-(1-(4-methoxybut-2-en-1-yl)pyrrolidin-2-yl)imidazo[1,5-a]pyrazin-1-yl)-N-(4-(trifluoromethyl)pyridin-2-yl)benzamide	566.3	2.73 min

(continued)

Example	Structure	Name	(M+H) + m/z	UPLC (C) Rt
129		(S)-4-(8-amino-3-(1-(2-chloropyrimidine-4-carbonyl)pyrrolidin-2-yl)imidazo[1,5-a]pyrazin-1-yl)-N-(4-methylpyridin-2-yl)benzamide	554.2	1.38 min
130		(S)-4-(8-amino-3-(1-but-2-ynoylpyrrolidin-2-yl)imidazo[1,5-a]pyrazin-1-yl)-N-(4-cyanopyridin-2-yl)benzamide	491.2	2.20 min
131		(S)-4-(8-amino-3-(1-but-2-ynoylpyrrolidin-2-yl)imidazo[1,5-a]pyrazin-1-yl)-N-(4-ethylpyridin-2-yl)benzamide	494.3	1.65 min
132		(S)-4-(8-amino-3-(1-but-2-ynoylpyrrolidin-2-yl)imidazo[1,5-a]pyrazin-1-yl)-N-(4-phenylpyridin-2-yl)benzamide	542.3	2.57 min
133		(S)-4-(3-(1-acryloylpyrrolidin-2-yl)-8-aminoimidazo[1,5-a]pyrazin-1-yl)-N-(4-phenylpyridin-2-yl)benzamide	530.3	2.38 min

Example 134 Assay Methods**Btk enzyme activity**

[0264] Btk enzyme activity is measured using the IMAP (immobilized metal ion affinity-based fluorescence polarization)

assay as outlined below.

[0265] Btk enzyme (His-Btk (Millipore catalog# 14-552), is diluted to 0.4 U/mL in KR buffer (10 mM Tris-HCl, 10 mM MgCl₂, 0.01% Tween-20, 0.05% NaN₃, 1 mM DTT, 2 mM MnCl₂, pH 7.2).

[0266] Serial dilution log₁₀ from 2 mM to 63.2 nM of test compounds are made in 100% DMSO. The dilutions in DMSO are then diluted 50-fold in KR-buffer. Final compound concentration range in the assay from 10 μM to 0.316 nM.

[0267] 5 μL/well of test compound in KR buffer (final DMSO concentration in the assay is 1%) is mixed with 5 μL/well of 0.4 U/mL Btk enzyme (final concentration in the assay is 0.1 U/mL). Test compounds and Btk enzyme are pre-incubated 60 minutes at room temperature, before adding 5 μL/well of 200 nM Fluorescein labeled substrate peptide (Blk/Lyntide substrate, e.g. #R7188/#R7233, Molecular Devices) in KR-buffer. Final peptide substrate concentration in assay is 50 nM. The kinase assay is started by adding 5 μL/well of 20 μM ATP in KR-buffer (final ATP concentration is 5 μM ATP, Km ATP in Btk IMAP assay). Following incubation for 2h at room temperature the enzyme reaction is stopped by adding 40 μL/well IMAP Progressive Binding Solution (according to suppliers (Molecular Devices) protocol using 75% 1x buffer A and 25% 1x buffer B with 1:600 Progressive Binding Solution). After 60 min incubation at room temperature in the dark the FP signal is read. Fluorescence at 535 nm is measured using parallel and perpendicular filters to determine differences in rotation due to binding of the phosphorylated substrate peptide to the beads. Values are calculated as percentage of the difference in readout (ΔmPi) of the controls with and without ATP. EC₅₀ values are determined by curve fitting of the experimental results using Activity Base.

[0268] All examples have an EC₅₀ of 10 μM or lower.

Table 1		EC ₅₀ Btk activity values
EC ₅₀	Example	
≥1μM	91,	
≥100nM <1μM	52, 53, 54, 55, 68, 72, 74, 85, 86, 87, 88, 90, 92, 93, 94, 104	
≥10nM <100nM	2, 4, 5, 7, 11, 24, 40, 41, 50, 51, 56, 57, 58, 59, 60, 69, 70, 71, 73, 80, 81, 82, 83, 84, 89, 95, 96, 97, 98, 99, 103, 105, 106, 112, 113, 114, 119	
<10 nM	1, 3, 6, 8, 9, 10, 12, 13, 14, 15, 16, 17, 18, 19, 20, 21, 22, 23, 25, 26, 27, 28, 29, 30, 31, 32, 33, 34, 35, 36, 37, 38, 39, 42, 43, 44, 45, 46, 47, 48, 49, 61, 62, 63, 64, 65, 66, 67, 75, 76, 77, 78, 79, 100, 101, 102, 107, 108, 109, 110, 111, 115, 116, 117, 118, 120, 121, 122, 123, 124, 125, 126, 127, 128, 129, 130, 131, 132, 133	

Lck enzyme activity

[0269] Lck enzyme activity is measured using the IMAP (immobilized metal ion affinity-based fluorescence polarization) assay as outlined below.

[0270] Lck enzyme (Millipore catalog# 14-442), is diluted to 0.4 U/mL in KR buffer (10 mM Tris-HCl, 10 mM MgCl₂, 0.01% Tween-20, 0.05% NaN₃, 1 mM DTT, 2 mM MnCl₂, pH 7.2).

[0271] Serial dilution log₁₀ from 2 mM to 63.2 nM of test compounds are made in 100% DMSO. The dilutions in DMSO are then diluted 50-fold in KR-buffer of which 5 μL is used in the assay, leading to a final compound concentration range in the assay from 10 μM to 0.316 nM.

[0272] 5 μL/well of test compound in KR buffer (final DMSO concentration in the assay is 1%) is mixed with 5 μL/well of 0.4 U/mL Lck enzyme (final concentration in the assay is 0.1 U/mL). Test compounds and Lck enzyme are pre-incubated 60 minutes at room temperature, before adding 5 μL/well of 400 nM Fluorescein labeled substrate peptide (p34cdc2 substrate peptide, e.g. #R7157/#R7172, Molecular Devices) in KR-buffer. Final peptide substrate concentration in assay is 100 nM. The kinase assay is started by adding 5 μL/well of 24 μM ATP in KR-buffer (final ATP concentration is 6 μM ATP, Km ATP in Lck IMAP assay). Following incubation for 2h at room temperature the enzyme reaction is stopped by adding 40 μL/well IMAP Progressive Binding Solution (according to suppliers (Molecular Devices) protocol using 75% 1x buffer A and 25% 1x buffer B with 1:600 Progressive Binding Solution). After 60 min incubation at room temperature in the dark the FP signal is read. Fluorescence at 535 nm is measured using parallel and perpendicular filters to determine differences in rotation due to binding of the phosphorylated substrate peptide to the beads. Values are calculated as percentage of the difference in readout (ΔmPi) of the controls with and without ATP. EC₅₀ values are determined by curve fitting of the experimental results using Activity Base.

Table 2		EC50 Lck activity values
EC50	Example	
$\geq 1\mu\text{M}$	1, 2, 3, 4, 5, 6, 7, 8, 9, 10, 11, 12, 13, 14, 15, 16, 17, 18, 19, 20, 21, 22, 23, 24, 25, 26, 27, 28, 29, 30, 31, 32, 33, 34, 35, 36, 37, 38, 39, 40, 41, 42, 43, 44, 45, 46, 47, 48, 49, 50, 51, 52, 53, 54, 55, 56, 57, 58, 59, 61, 63, 65, 66, 67, 68, 69, 70, 71, 72, 73, 74, 75, 77, 78, 79, 80, 81, 82, 83, 84, 85, 86, 87, 88, 89, 90, 91, 92, 93, 94, 95, 96, 97, 98, 99, 100, 101, 102, 103, 105, 106, 107, 108, 109, 110, 111, 112, 113, 114, 115, 116, 117, 118, 119, 120, 121, 123, 127, 128, 129, 130, 131	
$\geq 100\text{nM}$ $< 1\mu\text{M}$	60, 62, 64, 76, 104, 122, 124, 125, 126, 132, 133	

Src enzyme activity

[0273] Src enzyme activity is measured using the IMAP (immobilized metal ion affinity-based fluorescence polarization) assay as outlined below.

[0274] Src enzyme (Millipore catalog# 14-326), is diluted to 0.8 U/mL in KR buffer (10 mM Tris-HCl, 10 mM MgCl₂, 0.01% Tween-20, 0.05% NaN₃, 1 mM DTT, 2 mM MnCl₂, pH 7.2).

[0275] Serial dilution log₁₀ from 2 mM to 63.2 nM of test compounds are made in 100% DMSO. The dilutions in DMSO are then diluted 50-fold in KR-buffer of which 5 μl is used in the assay, leading to a final compound concentration range in the assay from 10 μM to 0.316 nM.

[0276] 5 μL /well of test compound in KR buffer (final DMSO concentration in the assay is 1%) is mixed with 5 μL /well of 0.8 U/mL Src enzyme (final concentration in the assay is 0.2 U/mL). Test compounds and Src enzyme are pre-incubated 60 minutes at room temperature, before adding 5 μL /well of 400 nM Fluorescein labeled substrate peptide (p34cdc2 substrate peptide, e.g. #R7157/#R7172, Molecular Devices) in KR-buffer. Final peptide substrate concentration in assay is 100 nM. The kinase assay is started by adding 5 μL /well of 16 μM ATP in KR-buffer (final ATP concentration is 4 μM ATP, Km ATP in Src IMAP assay). Following incubation for 2h at room temperature the enzyme reaction is stopped by adding 40 μL /well IMAP Progressive Binding Solution (according to suppliers (Molecular Devices) protocol using 75% 1x buffer A and 25% 1x buffer B with 1:600 Progressive Binding Solution). After 60 min incubation at room temperature in the dark the FP signal is read. Fluorescence at 535 nm is measured using parallel and perpendicular filters to determine differences in rotation due to binding of the phosphorylated substrate peptide to the beads. Values are calculated as percentage of the difference in readout (ΔmPi) of the controls with and without ATP. EC₅₀ values are determined by curve fitting of the experimental results using Activity Base.

Table 3		EC50 Src activity values
EC50	Example	
$\geq 1\mu\text{M}$	1, 2, 3, 4, 5, 6, 7, 8, 9, 10, 11, 12, 13, 14, 15, 16, 17, 18, 19, 20, 21, 22, 23, 24, 25, 26, 27, 28, 29, 30, 31, 32, 33, 34, 35, 36, 37, 38, 39, 40, 41, 42, 43, 44, 45, 46, 47, 48, 49, 50, 51, 52, 53, 54, 55, 56, 57, 58, 59, 60, 61, 62, 63, 64, 65, 66, 67, 68, 69, 70, 71, 72, 73, 74, 75, 76, 77, 78, 79, 80, 81, 82, 83, 84, 85, 86, 87, 88, 89, 90, 91, 92, 93, 94, 95, 96, 97, 98, 99, 100, 101, 102, 103, 104, 105, 106, 107, 108, 109, 110, 111, 112, 113, 114, 115, 116, 117, 118, 119, 120, 121, 122, 123, 124, 125, 126, 127, 128, 129, 130, 131, 132, 133	

FynT enzyme activity

[0277] FynT enzyme activity is measured using the IMAP (immobilized metal ion affinity-based fluorescence polarization) assay as outlined below.

[0278] FynT enzyme (Biomol catalog# SE-287), is diluted to 0.5 $\mu\text{g/mL}$ in KR buffer (10 mM Tris-HCl, 10 mM MgCl₂, 0.01% Tween-20, 0.05% NaN₃, 1 mM DTT, 2 mM MnCl₂, pH 7.2).

[0279] Serial dilution log₁₀ from 2 mM to 63.2 nM of test compounds are made in 100% DMSO. The dilutions in DMSO are then diluted 50-fold in KR-buffer of which 5 μl is used in the assay, leading to a final compound concentration range in the assay from 10 μM to 0.316 nM.

[0280] 5 μL /well of test compound in KR buffer (final DMSO concentration in the assay is 1%) is mixed with 5 μL /well of 0.5 $\mu\text{g/mL}$ FynT enzyme (final concentration in the assay is 125 ng/mL). Test compounds and FynT enzyme are pre-

incubated 60 minutes at room temperature, before adding 5 μ L/well of 400 nM Fluorescein labeled substrate peptide (p34cdc2 substrate peptide, e.g. #R7157/#R7172, Molecular Devices) in KR-buffer. Final peptide substrate concentration in assay is 100 nM. The kinase assay is started by adding 5 μ L/well of 0.8 μ M ATP in KR-buffer (final ATP concentration is 0.2 μ M ATP, Km ATP in FynT IMAP assay). Following incubation for 2h at room temperature the enzyme reaction is stopped by adding 40 μ L/well IMAP Progressive Binding Solution (according to suppliers (Molecular Devices) protocol using 75% 1x buffer A and 25% 1x buffer B with 1:600 Progressive Binding Solution). After 60 min incubation at room temperature in the dark the FP signal is read. Fluorescence at 535 nm is measured using parallel and perpendicular filters to determine differences in rotation due to binding of the phosphorylated substrate peptide to the beads. Values are calculated as percentage of the difference in readout (Δ mPi) of the controls with and without ATP. EC₅₀ values are determined by curve fitting of the experimental results using Activity Base.

Table 4		EC50 FynT activity values
EC50	Example	
$\geq 1\mu\text{M}$	1, 2, 3, 4, 5, 6, 7, 8, 9, 10, 11, 12, 13, 14, 15, 16, 17, 18, 19, 20, 21, 22, 23, 24, 25, 26, 27, 28, 29, 30, 31, 32, 33, 34, 35, 36, 37, 38, 39, 40, 41, 42, 43, 44, 45, 46, 47, 48, 49, 50, 51, 52, 53, 54, 55, 56, 57, 58, 59, 60, 61, 62, 63, 64, 65, 66, 67, 68, 69, 70, 71, 72, 73, 74, 75, 76, 77, 78, 79, 80, 81, 82, 83, 84, 85, 86, 87, 88, 89, 90, 91, 92, 93, 94, 95, 96, 97, 98, 99, 100, 101, 102, 103, 104, 105, 106, 107, 108, 109, 110, 111, 112, 113, 114, 115, 116, 117, 118, 119, 120, 121, 122, 123, 124, 125, 126, 127, 128, 129, 130, 131, 132, 133	

Lyn enzyme activity

[0281] Lyn enzyme activity is measured using the IMAP (immobilized metal ion affinity-based fluorescence polarization) assay as outlined below.

[0282] Lyn enzyme (Millipore catalog# 14-510), is diluted to 250 mU/mL in KR buffer (10 mM Tris-HCl, 10 mM MgCl₂, 0.01% Tween-20, 0.05% NaN₃, 1 mM DTT, 2 mM MnCl₂, pH 7.2).

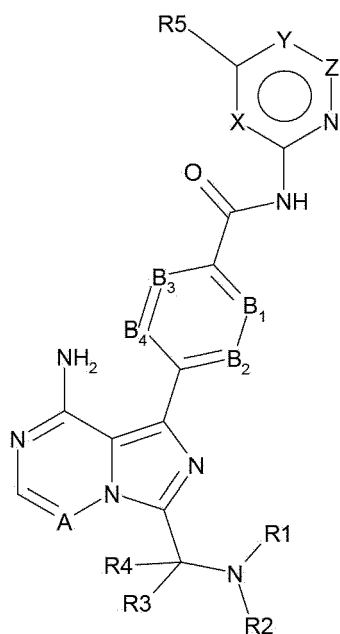
[0283] Serial dilution log₁₀ from 2 mM to 63.2 nM of test compounds are made in 100% DMSO. The dilutions in DMSO are then diluted 50-fold in KR-buffer of which 5 μ L is used in the assay, leading to a final compound concentration range in the assay from 10 μ M to 0.316 nM.

[0284] 5 μ L/well of test compound in KR buffer (final DMSO concentration in the assay is 1%) is mixed with 5 μ L/well of 250 mU/mL Lyn enzyme (final concentration in the assay is 62.5 mU/mL). Test compounds and Lyn enzyme are pre-incubated 60 minutes at room temperature, before adding 5 μ L/well of 400 nM Fluorescein labeled substrate peptide (Blk/Lyntide substrate, e.g. #R7188/#R7233, Molecular Devices) in KR-buffer. Final peptide substrate concentration in assay is 100 nM. The kinase assay is started by adding 5 μ L/well of 8 μ M ATP in KR-buffer (final ATP concentration is 2 μ M ATP, Km ATP in Lyn IMAP assay). Following incubation for 2h at room temperature the enzyme reaction is stopped by adding 40 μ L/well IMAP Progressive Binding Solution (according to suppliers (Molecular Devices) protocol using 75% 1x buffer A and 25% 1x buffer B with 1:600 Progressive Binding Solution). After 60 min incubation at room temperature in the dark the FP signal is read. Fluorescence at 535 nm is measured using parallel and perpendicular filters to determine differences in rotation due to binding of the phosphorylated substrate peptide to the beads. Values are calculated as percentage of the difference in readout (Δ mPi) of the controls with and without ATP. EC₅₀ values are determined by curve fitting of the experimental results using Activity Base.

Table 5		EC50 Lyn activity values
EC50	Example	
$\geq 1\mu\text{M}$	1, 2, 3, 4, 5, 6, 7, 8, 9, 10, 11, 12, 13, 14, 15, 16, 17, 18, 19, 20, 21, 22, 23, 24, 25, 26, 27, 28, 29, 30, 31, 32, 33, 34, 35, 36, 37, 38, 39, 40, 41, 42, 43, 44, 45, 46, 47, 48, 49, 50, 51, 52, 53, 54, 55, 56, 57, 58, 59, 60, 61, 62, 63, 64, 65, 66, 67, 68, 69, 70, 71, 72, 73, 74, 75, 76, 77, 78, 79, 80, 81, 82, 83, 84, 85, 86, 87, 88, 89, 90, 91, 92, 93, 94, 95, 96, 97, 98, 99, 100, 101, 102, 103, 104, 105, 106, 107, 108, 109, 110, 111, 112, 113, 114, 115, 116, 117, 118, 119, 120, 121, 122, 123, 127, 128, 129, 130, 131, 132	
$\geq 100\text{nM}$ $< 1\mu\text{M}$	60, 124, 125, 126, 133	

[0285] Aspects and features of the present disclosure are set out in the following numbered clauses which contain the subject matter of the claims of the parent application as filed:

1. Compound according to formula I



Formula I

or a pharmaceutically acceptable salt thereof, wherein

X is CH, N, O or S;

Y is C(R6), N, O or S;

Z is CH, N or bond;

A is CH or N;

B1 is N or C(R7);

B2 is N or C(R8);

B3 is N or C(R9);

B4 is N or C(R10);

R1 is R11C(O), R12S(O), R13SO₂ or (1-6C)alkyl optionally substituted with R14;

R2 is H, (1-3C)alkyl or (3-7C)cycloalkyl;

R3 is H, (1-6C)alkyl or (3-7C)cycloalkyl; or

R2 and R3 form, together with the N and C atom they are attached to, a (3-7C)heterocycloalkyl optionally substituted with one or more fluorine, hydroxyl, (1-3C)alkyl, (1-3C)alkoxy or oxo;

R4 is H or (1-3C)alkyl;

R5 is H, halogen, cyano, (1-4C)alkyl, (1-3C)alkoxy, (3-6C)cycloalkyl, any alkyl group of which is optionally substituted with one or more halogen; or R5 is (6-10C)aryl or (2-6C)heterocycloalkyl;

R6 is H or (1-3C)alkyl; or

R5 and R6 together may form a (3-7C)cycloalkenyl, or (2-6C)heterocycloalkenyl; each optionally substituted with (1-3C)alkyl, or one or more halogen;

R7 is H, halogen or (1-3C)alkoxy;

R8 is H or (1-3C)alkyl; or

R7 and R8 form, together with the carbon atom they are attached to a (6-10C)aryl or (1-9C)heteroaryl;

R9 is H, halogen or (1-3C)alkoxy

R10 is H, halogen or (1-3C)alkoxy

R11 is independently selected from a group consisting of (1-6C)alkyl, (2-6C)alkenyl and (2-6C)alkynyl each alkyl, alkenyl or alkynyl optionally substituted with one or more groups selected from hydroxyl, (1-4C)alkyl, (3-7C)cycloalkyl, [(1-4C)alkyl]amino, di[(1-4C)alkyl]amino, (1-3C)alkoxy, (3-7C)cycloalkoxy, (6-10C)aryl or (3-7C)heterocycloalkyl; or

R11 is (1-3C)alkyl-C(O)-S-(1-3C)alkyl; or

R11 is (1-5C)heteroaryl optionally substituted with one or more groups selected from halogen or cyano;

R12 and R13 are independently selected from a group consisting of (2-6C)alkenyl or (2-6C)alkynyl both optionally substituted with one or more groups selected from hydroxyl, (1-4C)alkyl, (3-7C)cycloalkyl, [(1-4C)alkyl]amino, di[(1-4C)alkyl]amino, (1-3C)alkoxy, (3-7C)cycloalkoxy, (6-10C)aryl or (3-7C)heterocycloalkyl; or (1-5C)heteroaryl optionally substituted with one or more groups selected from halogen or cyano;

R14 is independently selected from a group consisting of halogen, cyano or (2-6C)alkenyl or (2-6C)alkynyl both optionally substituted with one or more groups selected from hydroxyl, (1-4C)alkyl, (3-7C)cycloalkyl, [(1-4C)alkyl]amino, di[(1-4C)alkyl]amino, (1-3C)alkoxy, (3-7C)cycloalkoxy, (6-10C)aryl, (1-5C)heteroaryl or (3-7C)heterocycloalkyl; with the proviso that

- 0 to 2 atoms of X, Y, Z can simultaneously be a heteroatom;
- when one atom selected from X, Y is O or S, then Z is a bond and the other atom selected from X, Y can not be O or S;
- when Z is C or N then Y is C(R6) or N and X is C or N;
- 0 to 2 atoms of B1, B2, B3 and B4 are N.

2. The compound according to clause 1 wherein B1 is C(R7); B2 is C(R8); B3 is C(R9); B4 is C(R10);

R7, R9, and R10 each are H; and

R8 is selected from a group consisting of hydrogen and methyl.

3. The compound according to anyone of clauses 1 to 2 wherein R4 is selected from a group consisting of hydrogen and methyl.

4. The compound according to anyone of clauses 1 to 3 wherein the ring containing X, Y and Z is selected from a group consisting of pyridyl, pyrimidyl, pyridazyl, triazinyl, thiazolyl, oxazolyl, and isoxazolyl.

5. The compound according to anyone of clauses 1 to 4 wherein the ring containing X, Y and Z is selected from a group consisting of pyridyl, pyrimidyl, and thiazolyl.

6. The compound according to anyone of clauses 1 to 5 wherein R5 is selected from a group consisting of hydrogen, fluorine, chlorine, (1-3C)alkyl and (1-2C)alkoxy; the (1-3C)alkyl group of which is optionally substituted with one or more halogen.

7. The compound according to anyone of clauses 1 to 6 wherein R5 is selected from a group consisting of hydrogen, fluorine, methyl, ethyl, propyl, methoxy and trifluoromethyl.

8. The compound according to anyone of clauses 1 to 7 wherein R2 is hydrogen or (1-3C)alkyl; and R3 is (1-6C)alkyl.

9. The compound according to anyone of clauses 1 to 7 wherein R2 and R3 together form a heterocycloalkyl ring selected from azetidyl, pyrrolidinyl, piperidinyl, homopiperidinyl or morpholinyl, optionally substituted with one or more fluoro, hydroxyl, (1-3C)alkyl, (1-3C)alkoxy, or oxo.

10. The compound according to anyone of clauses 1 to 9 wherein R1 is R11C(O) and R11 is independently selected from a group consisting of (1-6C)alkyl, (2-6C)alkenyl or (2-6C)alkynyl each optionally substituted with one or more groups selected from hydroxyl, (1-4C)alkyl, (3-7C)cycloalkyl, [(1-4C)alkyl]amino, di[(1-4C)alkyl]amino, (1-3C)alkoxy, (3-7C)cycloalkoxy, (6-10C)aryl or (3-7C)heterocycloalkyl; or R11 is (1-5C)heteroaryl optionally substituted with one or more groups selected from halogen or cyano.

11. The compound according to anyone of clauses 1 to 10 wherein R1 is R11C(O) and R11 is selected from a group consisting of (2-6C)alkenyl or (2-6C)alkynyl each optionally substituted with one or more groups selected from hydroxyl, (1-4C)alkyl, (3-7C)cycloalkyl, di[(1-4C)alkyl]amino, (1-3C)alkoxy, (3-7C)cycloalkoxy or (3-7C)heterocycloalkyl.

12. Compound according to clause 1 selected from a group consisting of

- (S)-4-(3-(1-Acryloylpyrrolidin-2-yl)-8-aminoimidazo[1,5-a]pyrazin-1-yl)-N-(pyridin-2-yl)benzamide;
 (S,E)-4-(8-amino-3-(1-(4-(pyrrolidin-1-yl)but-2-enoyl)pyrrolidin-2-yl)imidazo[1,5-a]pyrazin-1-yl)-N-(pyridin-2-yl)benzamide;
 (S,E)-4-(8-Amino-3-(1-(4-(dimethylamino)but-2-enoyl)pyrrolidin-2-yl)imidazo[1,5-a]pyrazin-1-yl)-N-(pyridin-2-yl)benzamide;
 (S,E)-4-(8-amino-3-(1-(4-methoxybut-2-enoyl)pyrrolidin-2-yl)imidazo[1,5-a]pyrazin-1-yl)-N-(pyridin-2-yl)benzamide;
 (S)-4-(8-amino-3-(1-(2-chloropyrimidine-4-carbonyl)pyrrolidin-2-yl)imidazo[1,5-a]pyrazin-1-yl)-N-(pyridin-2-yl)benzamide;
 (S)-4-(8-amino-3-(1-but-2-ynoylpyrrolidin-2-yl)imidazo[1,5-a]pyrazin-1-yl)-N-(pyridin-2-yl)benzamide;
 (S,E)-4-(8-Amino-3-(1-(4-(dimethylamino)but-2-enoyl)pyrrolidin-2-yl)imidazo[1,5-a]pyrazin-1-yl)-N-(4-fluoropyridin-2-yl)benzamide;

- (S)-4-(8-Amino-3-(1-but-2-ynoylpyrrolidin-2-yl)imidazo[1,5-a]pyrazin-1-yl)-N-(4-methylpyridin-2-yl)benzamide;
 (S,E)-4-(8-Amino-3-(1-(4-methoxybut-2-enoyl)pyrrolidin-2-yl)imidazo[1,5-a]pyrazin-1-yl)-N-(4-propylpyridin-2-yl)benzamide;
 (S)-4-(8-Amino-3-(1-but-2-ynoylpyrrolidin-2-yl)imidazo[1,5-a]pyrazin-1-yl)-N-(4-(trifluoromethyl)pyridin-2-yl)benzamide;
 (S,E)-4-(8-Amino-3-(1-(4-methoxybut-2-enoyl)pyrrolidin-2-yl)imidazo[1,5-a]pyrazin-1-yl)-N-(4-ethylpyridin-2-yl)benzamide;
 (S)-4-(8-Amino-3-(1-but-2-ynoylpyrrolidin-2-yl)imidazo[1,5-a]pyrazin-1-yl)-N-(4,5,6,7-tetrahydrobenzo[d]thiazol-2-yl)benzamide;
 (S)-4-(3-(1-acryloylpyrrolidin-2-yl)-8-aminoimidazo[1,5-a]pyrazin-1-yl)-2-fluoro-N-(pyridin-2-yl)benzamide;
 (S)-4-(3-(1-Acryloylpyrrolidin-2-yl)-8-aminoimidazo[1,5-a]pyrazin-1-yl)-2-methoxy-N-(pyridin-2-yl)benzamide;
 (S,E)-4-(8-Amino-3-(1-(4-(dimethylamino)but-2-enoyl)pyrrolidin-2-yl)imidazo[1,5-a]pyrazin-1-yl)-N-(thiazol-2-yl)benzamide;
 (S,E)-4-(8-Amino-3-(1-(4-methoxybut-2-enoyl)piperidin-2-yl)imidazo[1,5-a]pyrazin-1-yl)-N-(pyridin-2-yl)benzamide;
 (S)-4-(3-(1-Acryloylpiperidin-2-yl)-8-aminoimidazo[1,5-a]pyrazin-1-yl)-N-(4-fluoropyridin-2-yl)benzamide;
 (S)-4-(3-(1-Acryloylpiperidin-2-yl)-8-aminoimidazo[1,5-a]pyrazin-1-yl)-N-(4-cyanopyridin-2-yl)benzamide;
 (S)-4-(8-Amino-3-(1-(vinylsulfonyl)piperidin-2-yl)imidazo[1,5-a]pyrazin-1-yl)-N-(4-(trifluoromethyl)pyridin-2-yl)benzamide;
 (S)-4-(3-(1-Acryloylpiperidin-2-yl)-8-aminoimidazo[1,5-a]pyrazin-1-yl)-N-(pyrimidin-2-yl)benzamide;
 (S)-4-(3-(1-Acryloylpiperidin-2-yl)-8-aminoimidazo[1,5-a]pyrazin-1-yl)-N-(4-methylpyrimidin-2-yl)benzamide ;
 (S)-4-(8-Amino-3-(1-but-2-ynoylpiperidin-2-yl)imidazo[1,5-a]pyrazin-1-yl)-N-(pyrimidin-4-yl)benzamide ;
 (S)-4-(8-Amino-3-(1-but-2-ynoylpiperidin-2-yl)imidazo[1,5-a]pyrazin-1-yl)-N-(pyridazin-3-yl)benzamide ;
 (S)-4-(8-Amino-3-(1-but-2-ynoylpiperidin-2-yl)imidazo[1,5-a]pyrazin-1-yl)-N-(isoxazol-3-yl)benzamide ;
 (S,E)-4-(8-Amino-3-(1-(4-methoxybut-2-enoyl)piperidin-2-yl)imidazo[1,5-a]pyrazin-1-yl)-N-(5-ethylthiazol-2-yl)benzamide;
 (S)-4-(3-(1-Acryloylpiperidin-2-yl)-8-aminoimidazo[1,5-a]pyrazin-1-yl)-2-fluoro-N-(4-propylpyridin-2-yl)benzamide;
 (S,E)-4-(8-Amino-3-(1-(4-(dimethylamino)but-2-enoyl)piperidin-2-yl)imidazo[1,5-a]pyrazin-1-yl)-2-methoxy-N-(4-propylpyridin-2-yl)benzamide;
 4-(8-Amino-3-((S)-1-but-2-ynoylpiperidin-2-yl)imidazo[1,5-a]pyrazin-1-yl)-3-methyl-N-(pyridin-2-yl)benzamide;
 4-(3-(Acrylamidomethyl)-8-aminoimidazo[1,5-a]pyrazin-1-yl)-N-(pyridin-2-yl)benzamide;
 (S)-4-(8-Amino-3-(1-but-2-ynamidoethyl)imidazo[1,5-a]pyrazin-1-yl)-N-(pyridin-2-yl)benzamide;
 (S)-S-2-(2-(8-Amino-1-(4-(pyridin-2-ylcarbonyl)phenyl)imidazo[1,5-a]pyrazin-3-yl)pyrrolidin-1-yl)-2-oxoethyl ethanethioate;
 (S)-4-(8-Amino-3-(1-(4-hydroxy-4-methylpent-2-ynoyl)pyrrolidin-2-yl)imidazo[1,5-a]pyrazin-1-yl)-N-(pyridin-2-yl)benzamide;
 (S)-4-(8-Amino-3-(1-(6-chloropyrimidine-4-carbonyl)pyrrolidin-2-yl)imidazo[1,5-a]pyrazin-1-yl)-N-(pyridin-2-yl)benzamide;
 (S)-4-(8-Amino-3-(1-pent-2-ynoylpyrrolidin-2-yl)imidazo[1,5-a]pyrazin-1-yl)-N-(pyridin-2-yl)benzamide;
 (S)-4-(8-Amino-3-(1-(3-cyclopropylpropioloyl)pyrrolidin-2-yl)imidazo[1,5-a]pyrazin-1-yl)-N-(pyridin-2-yl)benzamide;
 (S)-4-(8-Amino-3-(1-hex-2-ynoylpyrrolidin-2-yl)imidazo[1,5-a]pyrazin-1-yl)-N-(pyridin-2-yl)benzamide;
 4-(3-(1-Acryloylaepan-2-yl)-8-aminoimidazo[1,5-a]pyrazin-1-yl)-N-(pyridin-2-yl)benzamide;
 (R)-4-(8-Amino-3-(4-but-2-ynoylmorpholin-3-yl)imidazo[1,5-a]pyrazin-1-yl)-N-(pyridin-2-yl)benzamide ;
 (S)-4-(8-amino-3-(1-(N-methylbut-2-ynamido)ethyl)imidazo[1,5-a]pyrazin-1-yl)-N-(4-(trifluoromethyl)pyridin-2-yl)benzamide;
 (S)-4-(8-Amino-3-(1-(4-(dimethylamino)but-2-ynoyl)pyrrolidin-2-yl)imidazo[1,5-a]pyrazin-1-yl)-N-(pyridin-2-yl)benzamide;
 (S)-4-(8-Amino-3-(1-(4-methoxybut-2-ynoyl)pyrrolidin-2-yl)imidazo[1,5-a]pyrazin-1-yl)-N-(pyridin-2-yl)benzamide;
 (S)-4-(3-(1-acryloylpyrrolidin-2-yl)-8-aminoimidazo[1,5-a]pyrazin-1-yl)-N-(4-fluoropyridin-2-yl)benzamide;
 (S)-4-(3-(1-acryloylpyrrolidin-2-yl)-8-aminoimidazo[1,5-a]pyrazin-1-yl)-N-(4-(pyrrolidin-1-yl)pyridin-2-yl)benzamide;
 (S)-4-(8-amino-3-(1-but-2-ynoylpiperidin-2-yl)imidazo[1,5-a]pyrazin-1-yl)-N-(4-fluoropyridin-2-yl)benzamide;
 (S)-4-(8-amino-3-(1-but-2-ynoylpiperidin-2-yl)imidazo[1,5-a]pyrazin-1-yl)-N-(pyridin-2-yl)benzamide;
 (S)-4-(3-(1-acryloylpiperidin-2-yl)-8-aminoimidazo[1,5-a]pyrazin-1-yl)-N-(pyridin-2-yl)benzamide;
 (S)-4-(8-amino-3-(1-but-2-ynoylpyrrolidin-2-yl)imidazo[1,5-a]pyrazin-1-yl)-N-(4-propylpyridin-2-yl)benzamide;

- (S,E)-4-(8-amino-3-(1-(4-methoxy-N-methylbut-2-enamido)ethyl)imidazo[1,5-a]pyrazin-1-yl)-N-(4-propylpyridin-2-yl)benzamide;
- (S)-4-(8-amino-3-(1-(vinylsulfonyl)piperidin-2-yl)imidazo[1,5-a]pyrazin-1-yl)-N-(4-propylpyridin-2-yl)benzamide;
- 5 (S)-4-(8-amino-3-(1-but-2-ynoylpyrrolidin-2-yl)imidazo[1,5-a]pyrazin-1-yl)-2-fluoro-N-(pyridin-2-yl)benzamide;
- (S,E)-4-(8-amino-3-(1-(4-methoxybut-2-enoyl)pyrrolidin-2-yl)imidazo[1,5-a]pyrazin-1-yl)-N-(4-methoxypyridin-2-yl)benzamide;
- (S,E)-4-(8-amino-3-(1-(4-methoxybut-2-enoyl)pyrrolidin-2-yl)imidazo[1,5-a]pyrazin-1-yl)-2-fluoro-N-(4-methoxypyridin-2-yl)benzamide;
- 10 (S,E)-4-(8-amino-3-(1-(4-methoxybut-2-enoyl)pyrrolidin-2-yl)imidazo[1,5-a]pyrazin-1-yl)-N-(4-fluoropyridin-2-yl)benzamide;
- (S,E)-4-(8-amino-3-(1-(4-methoxybut-2-enoyl)piperidin-2-yl)imidazo[1,5-a]pyrazin-1-yl)-N-(isoxazol-3-yl)benzamide;
- (S,E)-4-(8-amino-3-(1-(4-methoxybut-2-enoyl)piperidin-2-yl)imidazo[1,5-a]pyrazin-1-yl)-N-(pyrimidin-2-yl)benzamide;
- 15 4-(8-amino-3-((S)-1-(2-chloropyrimidine-4-carbonyl)piperidin-2-yl)imidazo[1,5-a]pyrazin-1-yl)-3-methyl-N-(pyridin-2-yl)benzamide;
- (S,E)-4-(8-amino-3-(1-(4-methoxybut-2-enoyl)pyrrolidin-2-yl)imidazo[1,5-a]pyrazin-1-yl)-N-(4-methylpyridin-2-yl)benzamide;
- 20 (S,E)-4-(8-amino-3-(1-(4-methoxybut-2-enoyl)pyrrolidin-2-yl)imidazo[1,5-a]pyrazin-1-yl)-N-(4-isopropylpyridin-2-yl)benzamide;
- (S,E)-4-(8-amino-3-(1-(4-(dimethylamino)but-2-enoyl)pyrrolidin-2-yl)imidazo[1,5-a]pyrazin-1-yl)-N-(4-methylpyridin-2-yl)benzamide;
- (S)-4-(8-amino-3-(1-but-2-ynoylpyrrolidin-2-yl)imidazo[1,5-a]pyrazin-1-yl)-N-(thiazol-2-yl)benzamide;
- 25 (S)-4-(3-(1-acryloylpiperidin-2-yl)-8-aminoimidazo[1,5-a]pyrazin-1-yl)-N-(4-propylpyridin-2-yl)benzamide;
- (S)-4-(3-(1-acryloylpyrrolidin-2-yl)-8-aminoimidazo[1,5-a]pyrazin-1-yl)-N-(4-(trifluoromethyl)pyridin-2-yl)benzamide;
- (S)-4-(8-amino-3-(1-but-2-ynoylpiperidin-2-yl)imidazo[1,5-a]pyrazin-1-yl)-N-(4-(trifluoromethyl)pyridin-2-yl)benzamide;
- 30 (S)-4-(8-amino-3-(1-but-2-ynoylpiperidin-2-yl)imidazo[1,5-a]pyrazin-1-yl)-N-(4-propylpyridin-2-yl)benzamide;
- (S,E)-4-(8-amino-3-(1-(4-(dimethylamino)but-2-enoyl)pyrrolidin-2-yl)imidazo[1,5-a]pyrazin-1-yl)-N-(4-isopropylpyridin-2-yl)benzamide;
- 4-(8-amino-3-((S)-1-(vinylsulfonyl)piperidin-2-yl)imidazo[1,5-a]pyrazin-1-yl)-3-methyl-N-(pyridin-2-yl)benzamide;
- 35 (S)-4-(8-amino-3-(1-but-2-ynoylpiperidin-2-yl)imidazo[1,5-a]pyrazin-1-yl)-2-fluoro-N-(4-propylpyridin-2-yl)benzamide;
- 4-(3-((S)-1-acryloylpiperidin-2-yl)-8-aminoimidazo[1,5-a]pyrazin-1-yl)-3-methyl-N-(pyridin-2-yl)benzamide;
- (E)-4-(8-amino-3-(4-(dimethylamino)but-2-enamido)methyl)imidazo[1,5-a]pyrazin-1-yl)-N-(pyridin-2-yl)benzamide;
- 40 (S)-4-(8-amino-3-(1-(2-chloropyrimidine-4-carbonyl)pyrrolidin-2-yl)imidazo[1,5-a]pyrazin-1-yl)-N-(4-isopropylpyridin-2-yl)benzamide;
- (S)-4-(8-amino-3-(1-(2-chloropyrimidine-4-carbonyl)pyrrolidin-2-yl)imidazo[1,5-a]pyrazin-1-yl)-N-(4,5,6,7-tetrahydrobenzo[d]thiazol-2-yl)benzamide;
- (S,E)-4-(8-amino-3-(1-(4-methoxybut-2-enoyl)piperidin-2-yl)imidazo[1,5-a]pyrazin-1-yl)-N-(pyridazin-3-yl)benzamide;
- 45 (S,E)-4-(8-amino-3-(1-(4-(dimethylamino)but-2-enoyl)piperidin-2-yl)imidazo[1,5-a]pyrazin-1-yl)-N-(pyridazin-3-yl)benzamide;
- (S)-4-(8-amino-3-(1-(2-chloropyrimidine-4-carbonyl)piperidin-2-yl)imidazo[1,5-a]pyrazin-1-yl)-N-(pyridazin-3-yl)benzamide;
- 50 (S,E)-4-(8-amino-3-(1-(4-methoxy-N-methylbut-2-enamido)ethyl)imidazo[1,5-a]pyrazin-1-yl)-N-(4-(trifluoromethyl)pyridin-2-yl)benzamide;
- (S,E)-4-(8-amino-3-(1-(4-(dimethylamino)-N-methylbut-2-enamido)ethyl)imidazo[1,5-a]pyrazin-1-yl)-N-(4-propylpyridin-2-yl)benzamide;
- (S,E)-4-(8-amino-3-(1-(4-(pyrrolidin-1-yl)but-2-enoyl)pyrrolidin-2-yl)imidazo[1,5-a]pyrazin-1-yl)-N-(4-propylpyridin-2-yl)benzamide;
- 55 (S,E)-4-(8-amino-3-(1-(4-(dimethylamino)but-2-enoyl)piperidin-2-yl)imidazo[1,5-a]pyrazin-1-yl)-N-(pyridin-2-yl)benzamide;
- (S)-4-(8-amino-3-(1-(2-chloropyrimidine-4-carbonyl)pyrrolidin-2-yl)imidazo[1,5-a]pyrazin-1-yl)-N-(4-propylpyri-

din-2-yl)benzamide;
 (S)-4-(8-amino-3-(1-(2-chloropyrimidine-4-carbonyl)piperidin-2-yl)imidazo[1,5-a]pyrazin-1-yl)-N-(4-fluoropyridin-2-yl)benzamide;
 (S,E)-4-(8-amino-3-(1-(4-methoxybut-2-enoyl)piperidin-2-yl)imidazo[1,5-a]pyrazin-1-yl)-N-(4-fluoropyridin-2-yl)benzamide;
 (S,E)-4-(8-amino-3-(1-(4-methoxybut-2-enoyl)pyrrolidin-2-yl)imidazo[1,5-a]pyrazin-1-yl)-N-(4,5,6,7-tetrahydrobenzo[d]thiazol-2-yl)benzamide;
 (S)-4-(8-amino-3-(1-(2-chloropyrimidine-4-carbonyl)pyrrolidin-2-yl)imidazo[1,5-a]pyrazin-1-yl)-2-methoxy-N-(pyridin-2-yl)benzamide;
 (S)-4-(8-amino-3-(1-(2-chloropyrimidine-4-carbonyl)pyrrolidin-2-yl)imidazo[1,5-a]pyrazin-1-yl)-2-fluoro-N-(pyridin-2-yl)benzamide;
 4-(8-amino-3-((S)-1-((E)-4-methoxybut-2-enoyl)piperidin-2-yl)imidazo[1,5-a]pyrazin-1-yl)-3-methyl-N-(pyridin-2-yl)benzamide;
 (S,E)-4-(8-amino-3-(1-(4-methoxybut-2-enoyl)piperidin-2-yl)imidazo[1,5-a]pyrazin-1-yl)-N-(pyrimidin-4-yl)benzamide;
 4-(8-amino-3-((S)-1-((E)-4-methoxybut-2-enoyl)pyrrolidin-2-yl)imidazo[1,5-a]pyrazin-1-yl)-3-methyl-N-(4-propylpyridin-2-yl)benzamide;
 (S,E)-4-(8-amino-3-(1-(4-methoxybut-2-enoyl)piperidin-2-yl)imidazo[1,5-a]pyrazin-1-yl)-N-(4-methylpyrimidin-2-yl)benzamide;
 (S)-4-(8-amino-3-(1-but-2-ynoylpiperidin-2-yl)imidazo[1,5-a]pyrazin-1-yl)-N-(4-methylpyrimidin-2-yl)benzamide;
 (S)-4-(8-amino-3-(1-(2-chloropyrimidine-4-carbonyl)piperidin-2-yl)imidazo[1,5-a]pyrazin-1-yl)-N-(pyrimidin-2-yl)benzamide;
 (S)-4-(8-amino-3-(1-methacryloylpyrrolidin-2-yl)imidazo[1,5-a]pyrazin-1-yl)-N-(pyridin-2-yl)benzamide;
 (S)-4-(8-amino-3-(1-(2-(trifluoromethyl)acryloyl)pyrrolidin-2-yl)imidazo[1,5-a]pyrazin-1-yl)-N-(pyridin-2-yl)benzamide;
 (S,E)-4-(8-amino-3-(1-but-2-enoylpyrrolidin-2-yl)imidazo[1,5-a]pyrazin-1-yl)-N-(pyridin-2-yl)benzamide;
 (S)-4-(8-amino-3-(1-(cyanomethyl)pyrrolidin-2-yl)imidazo[1,5-a]pyrazin-1-yl)-N-(pyridin-2-yl)benzamide;
 (E)-4-(8-amino-3-((4-methoxybut-2-enamido)methyl)imidazo[1,5-a]pyrazin-1-yl)-N-(pyridin-2-yl)benzamide;
 (S)-4-(8-amino-3-(1-but-2-ynoylpyrrolidin-2-yl)imidazo[1,5-a]pyrazin-1-yl)-N-(4-(pyrrolidin-1-yl)pyridin-2-yl)benzamide;
 (E)-4-(8-amino-3-(1-(4-methoxybut-2-enoyl)azepan-2-yl)imidazo[1,5-a]pyrazin-1-yl)-N-(pyridin-2-yl)benzamide;
 (S,E)-4-(8-amino-3-(1-(4-methoxybut-2-enoyl)pyrrolidin-2-yl)imidazo[1,5-a]pyrazin-1-yl)-N-(4-cyanopyridin-2-yl)benzamide;
 (S)-4-(8-amino-3-(1-but-2-ynoylpyrrolidin-2-yl)imidazo[1,5-a]pyrazin-1-yl)-2-methoxy-N-(pyridin-2-yl)benzamide;
 (S)-4-(3-(1-acrylamidoethyl)-8-aminoimidazo[1,5-a]pyrazin-1-yl)-N-(pyridin-2-yl)benzamide;
 (S)-4-(3-(1-acryloylpyrrolidin-2-yl)-8-aminoimidazo[1,5-a]pyrazin-1-yl)-N-(thiazol-2-yl)benzamide;
 (S)-4-(8-amino-3-(1-but-2-ynoylpyrrolidin-2-yl)imidazo[1,5-a]pyrazin-1-yl)-N-(4-isopropylpyridin-2-yl)benzamide;
 (S,E)-4-(8-amino-3-(1-(4-methoxybut-2-enoyl)pyrrolidin-2-yl)imidazo[1,5-a]pyrazin-1-yl)-2-methoxy-N-(pyridin-2-yl)benzamide;
 (S,E)-4-(8-amino-3-(1-cinnamoylpyrrolidin-2-yl)imidazo[1,5-a]pyrazin-1-yl)-N-(pyridin-2-yl)benzamide;
 (S)-N-(1-(8-amino-1-(4-(pyridin-2-ylcarbamoyl)phenyl)imidazo[1,5-a]pyrazin-3-yl)ethyl)-2-chloropyrimidine-4-carboxamide;
 (S)-4-(8-amino-3-(1-but-2-ynoylpyrrolidin-2-yl)imidazo[1,5-a]pyrazin-1-yl)-N-(4-fluoropyridin-2-yl)benzamide;
 (S)-4-(8-amino-3-(1-(2-chloropyrimidine-4-carbonyl)piperidin-2-yl)imidazo[1,5-a]pyrazin-1-yl)-N-(4-propylpyridin-2-yl)benzamide;
 (S,E)-4-(8-amino-3-(1-(4-methoxybut-2-enoyl)piperidin-2-yl)imidazo[1,5-a]pyrazin-1-yl)-N-(4-(trifluoromethyl)pyridin-2-yl)benzamide;
 (S)-4-(3-(1-acryloylpiperidin-2-yl)-8-aminoimidazo[1,5-a]pyrazin-1-yl)-N-(4-(trifluoromethyl)pyridin-2-yl)benzamide;
 (S)-4-(8-amino-3-(1-but-2-ynoylpiperidin-2-yl)imidazo[1,5-a]pyrazin-1-yl)-2-methoxy-N-(4-propylpyridin-2-yl)benzamide;
 (S,E)-4-(8-amino-3-(1-(4-methoxybut-2-enoyl)piperidin-2-yl)imidazo[1,5-a]pyrazin-1-yl)-2-methoxy-N-(4-propylpyridin-2-yl)benzamide;
 4-(8-amino-3-(but-2-ynamidomethyl)imidazo[1,5-a]pyrazin-1-yl)-N-(pyridin-2-yl)benzamide;

(S)-4-(8-amino-3-(1-(N-methylbut-2-ynamido)ethyl)imidazo[1,5-a]pyrazin-1-yl)-N-(4-propylpyridin-2-yl)benzamide;

(S,E)-4-(8-amino-3-(1-(4-methoxybut-2-enoyl)piperidin-2-yl)imidazo[1,5-a]pyrazin-1-yl)-2-fluoro-N-(4-propylpyridin-2-yl)benzamide;

(S)-4-(8-amino-3-(1-(2-chloropyrimidine-4-carbonyl)piperidin-2-yl)imidazo[1,5-a]pyrazin-1-yl)-N-(4-(trifluoromethyl)pyridin-2-yl)benzamide;

(S)-4-(8-amino-3-(1-but-2-ynoylpiperidin-2-yl)imidazo[1,5-a]pyrazin-1-yl)-N-(5-ethylthiazol-2-yl)benzamide;

(S)-4-(3-(1-acryloylpiperidin-2-yl)-8-aminoimidazo[1,5-a]pyrazin-1-yl)-N-(5-ethylthiazol-2-yl)benzamide;

(S)-4-(8-amino-3-(1-(2-chloropyrimidine-4-carbonyl)piperidin-2-yl)imidazo[1,5-a]pyrazin-1-yl)-N-(5-ethylthiazol-2-yl)benzamide;

(S)-4-(8-amino-3-(1-(2-chloropyrimidine-4-carbonyl)pyrrolidin-2-yl)imidazo[1,5-a]pyrazin-1-yl)-N-(4-(trifluoromethyl)pyridin-2-yl)benzamide;

(R,E)-4-(8-amino-3-(4-(4-methoxybut-2-enoyl)morpholin-3-yl)imidazo[1,5-a]pyrazin-1-yl)-N-(pyridin-2-yl)benzamide;

(S,E)-4-(8-amino-3-(1-(4-methoxybut-2-enoyl)piperidin-2-yl)imidazo[1,5-a]pyrazin-1-yl)-N-(4-propylpyridin-2-yl)benzamide;

(S)-4-(3-(1-acryloylpyrrolidin-2-yl)-8-aminoimidazo[1,5-a]pyrazin-1-yl)-N-(4-cyanopyridin-2-yl)benzamide;

(S)-4-(8-amino-3-(1-but-2-ynoylpyrrolidin-2-yl)imidazo[1,5-a]pyrazin-1-yl)-N-(4-methoxypyridin-2-yl)benzamide;

(S)-4-(3-(1-acryloylpyrrolidin-2-yl)-8-aminoimidazo[1,5-a]pyrazin-1-yl)-N-(4-methylpyridin-2-yl)benzamide;

(S)-4-(3-(1-acryloylpyrrolidin-2-yl)-8-aminoimidazo[1,5-a]pyrazin-1-yl)-N-(4-propylpyridin-2-yl)benzamide;

(S)-4-(3-(1-acryloylpyrrolidin-2-yl)-8-aminoimidazo[1,5-a]pyrazin-1-yl)-N-(4-ethylpyridin-2-yl)benzamide;

(S,E)-4-(8-amino-3-(1-(4-(dimethylamino)but-2-enoyl)pyrrolidin-2-yl)imidazo[1,5-a]pyrazin-1-yl)-N-(pyridin-2-yl)benzamide;

(S,E)-4-(8-amino-3-(1-(4-methoxybut-2-enoyl)pyrrolidin-2-yl)imidazo[1,5-a]pyrazin-1-yl)-N-(4-(trifluoromethyl)pyridin-2-yl)benzamide;

(S)-4-(8-amino-3-(1-(2-chloropyrimidine-4-carbonyl)pyrrolidin-2-yl)imidazo[1,5-a]pyrazin-1-yl)-N-(4-methylpyridin-2-yl)benzamide;

(S)-4-(8-amino-3-(1-but-2-ynoylpyrrolidin-2-yl)imidazo[1,5-a]pyrazin-1-yl)-N-(4-cyanopyridin-2-yl)benzamide;

(S)-4-(8-amino-3-(1-but-2-ynoylpyrrolidin-2-yl)imidazo[1,5-a]pyrazin-1-yl)-N-(4-ethylpyridin-2-yl)benzamide;

(S)-4-(8-amino-3-(1-but-2-ynoylpyrrolidin-2-yl)imidazo[1,5-a]pyrazin-1-yl)-N-(4-phenylpyridin-2-yl)benzamide and

(S)-4-(3-(1-acryloylpyrrolidin-2-yl)-8-aminoimidazo[1,5-a]pyrazin-1-yl)-N-(4-phenylpyridin-2-yl)benzamide.

13. The compound of anyone of clause 1 to 12 for use in therapy.

14. The compound of anyone of clause 1 to 12 for use in the treatment of Bruton's Tyrosine Kinase (Btk) mediated disorders.

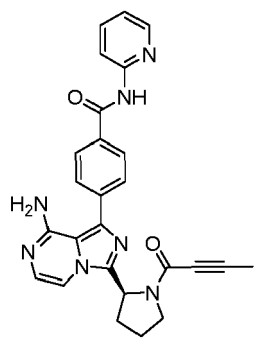
15. Use of a compound of formula I according to any of the clauses 1 to 12 or a pharmaceutically acceptable salt thereof for the manufacture of a medicament for the treatment of Bruton's Tyrosine Kinase (Btk) mediated disorders.

16. A combination of a compound of any one of clauses 1 to 12, or a pharmaceutically acceptable salt thereof, and a further therapeutic agent.

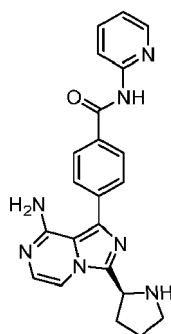
17. A pharmaceutical composition comprising a compound of any one of clauses 1 to 12, or a pharmaceutically acceptable salt thereof, and a pharmaceutically acceptable excipient.

Claims

1. A process of preparing compound (1):

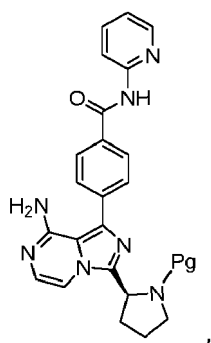


15 or a pharmaceutically acceptable salt thereof, wherein the process comprises reacting compound (2):



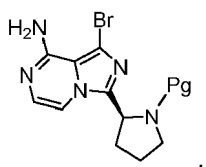
with 2-butyric acid to provide compound (1).

30 2. The process according to claim 1, wherein compound (2) is prepared by deprotecting compound (3):

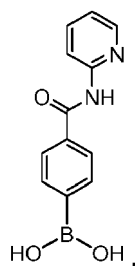


45 wherein Pg is protecting group, to provide compound (2).

3. The process according to claim 2, wherein compound (3) is prepared by reacting compound (4):



wherein Pg is a protecting group, with compound (5):



to provide compound (3).

4. The process according to any one of claims 1-3, wherein compound (2) is reacted with 2-butyric acid in the presence of a base.
5. The process according to claim 4, wherein the base comprises triethylamine.
6. The process according to any one of claims 1-5, wherein compound (2) is reacted with 2-butyric acid in the presence of a coupling agent.
7. The process according to claim 6, wherein the coupling agent comprises O-(7-azabenzotriazol-1-yl)-1,1,3,3-tetramethyluroniumhexafluoro phosphate.
8. The process according to claim 2, wherein the deprotecting step is carried out with an acid.
9. The process according to any one of claims 2 and 3, wherein the protecting group is benzyloxycarbonyl.
10. The process according to claim 3, wherein compound (4) is contacted with compound (5) in the presence of a base.
11. The process according to claim 10, wherein the base is a carbonate.
12. The process according to claim 10, wherein the base is potassium carbonate.
13. The process according to claim 3, wherein compound (4) is contacted with compound (5) in the presence of a catalyst.
14. The process according to claim 13, wherein the catalyst comprises a palladium catalyst.
15. The process according to claim 13, wherein the catalyst comprises 1, 1'-bis(diphenylphosphino)ferrocene palladium (II) chloride or tetrakis(triphenylphosphine) palladium (0).

REFERENCES CITED IN THE DESCRIPTION

This list of references cited by the applicant is for the reader's convenience only. It does not form part of the European patent document. Even though great care has been taken in compiling the references, errors or omissions cannot be excluded and the EPO disclaims all liability in this regard.

Patent documents cited in the description

- WO 2005097800 A [0007]
- WO 2007064993 A [0007]
- WO 2005037836 A [0007]
- WO 2001019828 A [0007]

Non-patent literature cited in the description

- **GILFILLAN et al.** *Immunological Reviews*, 2009, vol. 288, 149-169 [0004]
- **SHINOHARA et al.** *Cell*, 2008, vol. 132, 794-806 [0005]
- **LIM et al.** *Haematologica*, 2010, vol. 95, 135-143 [0006]
- **DAVIS et al.** *Nature*, 2010, vol. 463, 88-94 [0006]
- **ODOM et al.** *J. Exp. Med.*, 2004, vol. 199, 1491-1502 [0008]
- **HARDER et al.** *Immunity*, 2001, vol. 15, 603-615 [0008]
- **ROBY et al.** *Endocrine*, 2005, vol. 26, 169-176 [0009]
- **KLINGHOFFER et al.** *EMBO J.*, 1999, vol. 18, 2459-2471 [0010]
- **LOWELL et al.** *Blood*, 1996, vol. 87, 1780-1792 [0010]
- **GAUDET et al.** A homogeneous fluorescence polarization assay adaptable for a range of protein serine/threonine and tyrosine kinases. *J. Biomol. Screen*, 2003, vol. 8, 164-175 [0060]
- Handbook of Pharmaceutical Salts. Properties, Selection and Use. Wiley-VCH, 2002 [0062]
- **S. BERGE et al.** *Journal of Pharmaceutical Sciences*, 1977, vol. 66 (1), 1-19 [0062]
- **P. GOULD.** *International J. of Pharmaceutics*, 1986, vol. 33, 201-217 [0062]
- **ANDERSON et al.** The Practice of Medicinal Chemistry. Academic Press, 1996 [0062]
- The Orange Book. Food & Drug Administration [0062]
- **T. HIGUCHI ; V. STELLA.** Pro-drugs as Novel Delivery Systems. *A.C.S. Symposium Series*, 1987, vol. 14 [0068]
- Bioreversible Carriers in Drug Design. American Pharmaceutical Association and Pergamon Press, 1987 [0068]
- **T. HIGUCHI ; W. STELLA.** Pro-drugs as Novel Delivery Systems. *A.C.S. Symposium Series*, vol. 14 [0068]
- Pharmaceutical Manufacturing. **GENNARO, A.R. et al.** Remington: The Science and Practice of Pharmacy. Lippincott Williams & Wilkins, 2000 [0076]
- **J. MARCH.** Advanced Organic Chemistry. John Wiley and Sons [0100]
- **T.W. GREENE ; P.G.M. WUTTS.** Protective Groups in Organic Synthesis. John Wiley and Sons, 1999 [0100]
- Handbook of Organopalladium Chemistry for Organic Synthesis. John Wiley and Sons, 2002 [0104]
- **MITCHEL, W.L. et al.** *J. Heterocycl. Chem.*, 1984, vol. 21, 697 [0106]
- Chirality In Industry. John Wiley, 1992 [0110]
- **M. CAIRA et al.** *J. Pharmaceutical Sci.*, 2004, vol. 93 (3), 601-611 [0113]
- **E. C. VAN TONDER et al.** *AAPS PharmSciTech.*, 2004, vol. 5 (1) [0113]
- **A. L. BINGHAM et al.** *Chem. Commun.*, 2001, 603-604 [0113]
- **KING.** *Can. J. Chem.*, 1988, vol. 66, 1109-1116 [0192]