



(11)

**EP 4 358 439 A1**

(12)

**EUROPEAN PATENT APPLICATION**  
published in accordance with Art. 153(4) EPC

(43) Date of publication:

**24.04.2024 Bulletin 2024/17**

(21) Application number: **22864859.8**

(22) Date of filing: **11.07.2022**

(51) International Patent Classification (IPC):

**H04B 17/309** <sup>(2015.01)</sup> **H04B 17/26** <sup>(2015.01)</sup>  
**H04B 7/06** <sup>(2006.01)</sup>

(52) Cooperative Patent Classification (CPC):

**H04B 7/06; H04B 17/26; H04B 17/309**

(86) International application number:

**PCT/KR2022/010052**

(87) International publication number:

**WO 2023/033350 (09.03.2023 Gazette 2023/10)**

(84) Designated Contracting States:

**AL AT BE BG CH CY CZ DE DK EE ES FI FR GB  
GR HR HU IE IS IT LI LT LU LV MC MK MT NL NO  
PL PT RO RS SE SI SK SM TR**

Designated Extension States:

**BA ME**

Designated Validation States:

**KH MA MD TN**

(30) Priority: **31.08.2021 KR 20210115870**

(71) Applicant: **Samsung Electronics Co., Ltd.**  
**Suwon-si, Gyeonggi-do 16677 (KR)**

(72) Inventors:

- **JEONG, Heeseok**  
**Suwon-si Gyeonggi-do 16677 (KR)**
- **YOON, Eungsik**  
**Suwon-si Gyeonggi-do 16677 (KR)**
- **CHO, Kyuhyun**  
**Suwon-si Gyeonggi-do 16677 (KR)**

(74) Representative: **Appleyard Lees IP LLP**

**15 Clare Road**  
**Halifax HX1 2HY (GB)**

(54) **ELECTRONIC DEVICE AND OPERATING METHOD THEREOF**

(57) An electronic device and an operating method thereof are disclosed. The disclosed electronic device comprises: a memory including at least one executable instruction; and a processor for executing the at least one instruction stored in the memory, wherein the processor can acquire multi-pass channel state property information on the basis of a wireless signal received from an access point (AP) communicating with the electronic device, calculate signal similarity by specific section on the basis of the multi-pass channel state property information, and determine, on the basis of a pattern of signal similarity by specific section, whether motion detection based on the multi-pass channel state property information is available.

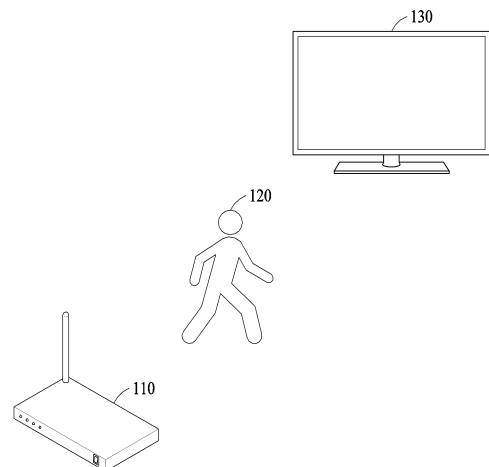


FIG. 1

**EP 4 358 439 A1**

**Description**

## Technical Field

5 **[0001]** The following description relates to an electronic device and an operating method thereof.

## Background Art

10 **[0002]** The development of information and communication technology is enabling electronic devices to offer a wide range of services. For example, an electronic device may use multipath channel state property information of a wireless signal received from an access point (AP) to determine whether motion occurs in a space through which the wireless signal is transmitted and perform a subsequent operation according to a result of the determination.

## Disclosure of the Invention

15

## Technical Solutions

20 **[0003]** With the diverse advancements in technology related to access points (APs), the types and forms of multipath channel state property information transmitted by these APs have become varied, so it may be challenging to uniformly determine whether motion occurs based on the multipath channel state property information.

**[0004]** According to various embodiments described herein, by determining and analyzing a pattern of signal similarity for each predetermined section based on multipath channel state property information of a wireless signal received from an AP and determining whether motion detection based on the multipath channel state property information is available, it may be possible to effectively identify an AP where motion detection is unavailable.

25 **[0005]** Furthermore, according to various embodiments, by determining whether the multipath channel state property information transmitted from an AP 110 may be applied to detection of motion of a user 120, unnecessary errors in a subsequent operation may be prevented in advance, effectively improving the accuracy and stability of a service.

30 **[0006]** According to an embodiment, an electronic device includes a memory including at least one executable instruction and a processor for executing the at least one instruction stored in the memory, wherein the processor may be configured to acquire multipath channel state property information based on a wireless signal received from an AP communicating with the electronic device, calculate signal similarity for each predetermined section based on the multipath channel state property information, and determine, based on a pattern of the signal similarity for each predetermined section, whether motion detection based on the multipath channel state property information is available.

35 **[0007]** According to an embodiment, an operating method of an electronic device includes acquiring multipath channel state property information based on a wireless signal received from an AP communicating with the electronic device and determining whether motion detection based on the multipath channel state property information is available based on a determination of whether a pattern of signal similarity for each predetermined section determined based on the multipath channel state property information is caused by motion of the user.

## 40 Effects

**[0008]** According to various embodiments, by analyzing a pattern of signal similarity for each predetermined section determined based on multipath channel state property information received from an access point (AP), it may be possible to determine whether motion detection based on the multipath channel state property information is available. Accordingly, it may be possible to effectively identify an AP where motion detection is unavailable.

45 **[0009]** Furthermore, according to various embodiments, by determining whether the multipath channel state property information transmitted from an AP 110 may be applied to detection of motion of a user 120, unnecessary errors in a subsequent operation may be prevented in advance, effectively improving the accuracy and stability of a service.

**[0010]** In addition, various effects directly or indirectly ascertained through the disclosure may be provided.

50

## Brief Description of Drawings

**[0011]**

55 FIG. 1 is a diagram illustrating an operation of an electronic device that detects motion of a user based on multipath channel state property information received from an access point (AP), according to an embodiment.

FIG. 2 is a diagram illustrating an operation of determining signal similarity for each predetermined section based on multipath channel state property information, according to an embodiment.

FIG. 3 is a diagram illustrating general signal similarity for each predetermined section, according to an embodiment.  
 FIG. 4 is a diagram illustrating signal similarity for each predetermined section when motion detection is available, according to an embodiment.

FIG. 5 is a diagram illustrating signal similarity for each predetermined section when motion detection is unavailable, according to an embodiment.

FIGS. 6 and 7 are diagrams illustrating an operation of determining whether motion detection is available based on an AP output adjustment time point and a window length of signal similarity for each predetermined section, according to an embodiment.

FIG. 8 is a block diagram of an electronic device according to an embodiment.

FIG. 9 is a detailed block diagram of an electronic device according to an embodiment.

FIG. 10 is a block diagram of a mobile device according to an embodiment.

FIG. 11 is a diagram illustrating an operating method of an electronic device according to an embodiment.

#### Best Mode for Carrying Out the Invention

**[0012]** Hereinafter, embodiments are described in detail with reference to the accompanying drawings. When describing the embodiments with reference to the accompanying drawings, like reference numerals refer to like elements and a repeated description related thereto is omitted.

**[0013]** FIG. 1 is a diagram illustrating an operation of an electronic device that detects motion of a user based on multipath channel state property information received from an access point (AP), according to an embodiment.

**[0014]** Referring to FIG. 1, illustrated are an access point (AP) 110, a user 120, and an electronic device 130.

**[0015]** The AP 110 may be a device that connects the electronic device 130 to a network using wireless communication (e.g., wireless fidelity (Wi-Fi)). While communicating with the electronic device 130, the AP 110 may transmit a wireless signal to the electronic device 130. The electronic device 130 may acquire multipath channel state property information based on the wireless signal received from the AP. The multipath channel state property information is state information about a communication channel, may represent, for example, a channel frequency response property for each orthogonal frequency-division multiplexing (OFDM) subcarrier, and may include information about modification such as attenuation, diffraction, and reflection of a signal between a transmitter and a receiver. For example, the multipath channel state property information may include channel state information (CSI). The multipath channel state property information may include a random value unrelated to data to be transmitted, and the random value may change when motion of an object (e.g., the user 120) occurs in a space through which the wireless signal is transmitted. It may be determined that whether the motion of the object occurs in the space through which the wireless signal is transmitted using the characteristics of the multipath channel state property information. The multipath channel state property information may be transmitted together when at least one of a request, a response, and data is transmitted between the AP 110 and the electronic device 130.

**[0016]** The electronic device 130 is a device that performs wireless communication with the AP 110 and may be one of a mobile phone, a smartphone, a personal digital assistant (PDA), a netbook, a tablet computer, a laptop computer, a mobile device, a smartwatch, a smart band, smart glasses, a wearable device, a desktop, a computing device, a television (TV), a set-top box, a refrigerator, a home appliance, a door lock, or a security device. However, embodiments of the electronic device 130 are not limited thereto, and the description of the present disclosure may apply to other devices without limitation. Hereinafter, for ease of description, an example in which the electronic device 130 is a TV is described.

**[0017]** The electronic device 130 may determine whether the motion of the object occurs based on the multipath channel state property information received from the AP 110. For example, while a motion event such as an event in which the user 120 enters the space through which the wireless signal is transmitted, sits on a chair, moves their arm, or moves their mouth to speak occurs, the multipath channel state property information acquired by the electronic device 130 may be the same or similar values rather than a random value. However, the motion event is not limited to the examples above. Using these characteristics, the electronic device 130 may switch to an off mode or a power-saving mode when motion of the user 120 is not detected for more than a predetermined period of time. Alternatively, the electronic device 130 may switch from the off mode or power-saving mode to an on mode when the motion of the user 120 is not detected until a predetermined time point, after which the motion of the user 120 is continuously detected. In this way, the electronic device 130 may determine whether the motion of the object occurs based on the multipath channel state property information received from the AP 110, perform a subsequent operation based on a result of the determination, and provide a service customized to the user 120.

**[0018]** However, depending on some characteristics of the AP 110, motion detection based on the multipath channel state property information transmitted from the AP 110 may be unavailable. In this case, when the electronic device 130 determines whether the motion of the object occurs based on the multipath channel state property information and performs a subsequent operation, an operation that is not suitable for a situation may be performed. Therefore, it may

have to be determined whether motion detection based on the multipath channel state property information transmitted from the AP 110 is available, as described in detail below.

**[0019]** The electronic device 130 may include a multipath channel state property information receiver, a multipath channel state property information preprocessing part, a signal similarity for each predetermined section calculator, and an unusable AP determiner. Here, the multipath channel state property information preprocessing part, the signal similarity for each predetermined section calculator, and the unusable AP determiner may be implemented with one or more processors included in the electronic device 130.

**[0020]** The multipath channel state property information receiver may receive multipath channel state property information while performing wireless communication with the AP 110.

**[0021]** The multipath channel state property information preprocessing part may preprocess the received multipath channel state property information. For example, the multipath channel state property information preprocessing part may stop transmitting a signal that is changed excessively in magnitude compared to predetermined criteria through a Hampel filter and amplify a change in the multipath channel state property information due to the motion of the user 120 using principal component analysis (PCA).

**[0022]** The signal similarity for each predetermined section calculator may calculate signal similarity for each predetermined section at each sampling time point by applying an autocorrelation function (ACF) to multipath channel state property information received during a predetermined window length. As described above, in a state in which there is no motion of the object, the multipath channel state property information includes random values that are independent of each other, so the signal similarity for each predetermined section may have a value of 0 or a value close to 0. On the other hand, in a state in which there is motion of the object, the multipath channel state property information includes quite similar values, so the signal similarity for each predetermined section may have a value of 1 or a value close to 1. Using these characteristics of the signal similarity for each predetermined section, it may be determined whether there is motion of the object in the space through which the wireless signal is transmitted. The signal similarity for each predetermined section calculator may determine a change in the signal similarity for each predetermined section over time by calculating the signal similarity for each predetermined section at each sampling time point by applying a predetermined window length to the multipath channel state property information. An operation of determining a pattern of the signal similarity for each predetermined section by calculating the signal similarity for each predetermined section at each sampling time point is described in detail with reference to FIG. 2. For example, the signal similarity for each predetermined section may include an ACF.

**[0023]** The unusable AP determiner may determine whether the multipath channel state property information transmitted from the AP 110 may be applied to detection of the motion of the user 120 by analyzing the pattern of the signal similarity for each predetermined section. The determination of whether the multipath channel state property information may be applied to motion detection is described in detail with reference to the following drawings.

**[0024]** By determining whether the multipath channel state property information transmitted from the AP 110 may be applied to detection of the motion of the user 120, unnecessary errors in a subsequent operation may be prevented in advance, effectively improving the accuracy and stability of a service.

**[0025]** FIG. 2 is a diagram illustrating an operation of determining signal similarity for each predetermined section based on multipath channel state property information, according to an embodiment.

**[0026]** Referring to FIG. 2 an example is illustrated to describe an operation of determining signal similarity for each predetermined section when a user quickly stands up from a chair and then sits down within three seconds. In the example of FIG. 2, motion of the user occurs from  $t_4$  to  $t_6$  and multipath channel state property information with the same or similar values received between  $t_4$  and  $t_6$  may be represented by blocks marked with diagonal lines at the bottom of FIG. 2.

**[0027]** An electronic device may calculate signal similarity for each predetermined section at each sampling time point by applying an ACF to multipath channel state property information received during a predetermined window length (e.g., four seconds). For example, when calculating the signal similarity for each predetermined section, the electronic device uses samples (e.g., window length of four seconds  $\times$  the number of times of sampling per second  $33 = 132$  in total) of previous multipath channel state property information corresponding to the window length, and thus, even when motion disappears, the signal similarity for each predetermined section may not immediately decrease to the lowest value (e.g., 0).

**[0028]** For example, the signal similarity for each predetermined section determined at  $t_0$  may be calculated based on multipath channel state property information received between  $t_3$  and  $t_0$ . Since there is no motion of the user between  $t_3$  and  $t_0$ , multipath channel state property information with independent and random values is received, the signal similarity for each predetermined section may have a value smaller than a predetermined threshold (indicated by a dashed line parallel to the x-axis in the graph of signal similarity for each predetermined section of FIG. 2). However, the signal similarity for each predetermined section between  $t_1$  and  $t_2$  is calculated based in part on the multipath channel state property information with the same or similar values and may thus have a value higher than the threshold. There may be a characteristic that a section in which signal similarity for each predetermined section has a value greater than

the threshold is longer than a section in which the user actually moves.

**[0029]** Therefore, when motion occurs for however short the duration, there is a minimum length in a section in which the signal similarity for each predetermined section has a value greater than the threshold and the minimum length may be longer than a window length of the signal similarity for each predetermined section.

**[0030]** In addition, there may be a minimum duration (e.g., three seconds) of the motion of the user. A section in which the signal similarity for each predetermined section has a value greater than the threshold may use a characteristic longer than the minimum duration and determine that a pattern of the signal similarity for each predetermined section is not caused by the motion of the user when a section in which the signal similarity for each predetermined section has a value greater than the threshold is shorter than the previously described minimum duration. In this case, it may be determined that motion detection based on corresponding multipath channel state property information is unavailable.

**[0031]** FIG. 3 is a diagram illustrating general signal similarity for each predetermined section, according to an embodiment.

**[0032]** Referring to FIG. 3, illustrated is an example of a pattern of signal similarity for each predetermined section when normal motion detection is available based on multipath channel state property information. When normal motion detection is available, it may be determined that motion of a user occurs in a section (e.g., T\_move\_1 or T\_move\_2) that exceeds a predetermined threshold (indicated by a dashed line parallel to the x-axis in the graph of signal similarity for each predetermined section of FIG. 3).

**[0033]** In the graph of FIG. 3, T\_observe may represent the total length of a section for observing signal similarity for each predetermined section to determine whether motion detection is available, T\_move\_i may represent the length of an i-th section determined as a section in which motion occurs, T\_move\_total may represent the total length of a section determined as a section in which motion occurs, N may represent the number of sections determined as sections in which a motion occurs, and Max\_i may represent a maximum value of signal similarity for each predetermined section in the i-th section determined as a section in which motion occurs. In addition, T\_no\_move\_j may represent the length of a j-th section determined as a section in which no motion occurs, M may represent the number of sections determined as sections in which no motion occurs, and Min\_j may represent the minimum value of signal similarity for each predetermined section in the j-th section determined as a section in which no motion occurs. The unit of section length may be, for example, seconds but is not limited to the foregoing examples.

**[0034]** FIG. 4 is a diagram illustrating signal similarity for each predetermined section when motion detection is available, according to an embodiment.

**[0035]** Referring to FIG. 4, an example of a pattern of signal similarity for each predetermined section based on actual motion of a user is illustrated. In the example of FIG. 4, as signal similarity for each predetermined section has a value greater than a threshold in a first section 410 and a second section 420, it may be determined that motion of the user occurs in these sections. It may be identified that the shapes of the signal similarity for each predetermined section observed in the first section 410 and the second section 420 are different from each other, that the length of the first section 410 and the length of the second section 420 are different from each other, and that periodicity of a motion occurrence time point is low. The electronic device may determine whether the motion of the user occurs by comprehensively considering the pattern of the signal similarity for each predetermined section based on at least one of a waveform, a section length, or periodicity.

**[0036]** When a section that is greater than or equal to the threshold and a section that is less than the threshold are continuously repeated with periodicity and the periodicity differs from periodicity caused by the general motion of the user, the electronic device may determine that motion detection based on corresponding multipath channel state property information is unavailable, and the description thereof is provided in detail with reference to FIG. 5.

**[0037]** FIG. 5 is a diagram illustrating signal similarity for each predetermined section when motion detection is unavailable, according to an embodiment.

**[0038]** Referring to FIG. 5, illustrated is an example of signal similarity for each predetermined section when motion detection based on multipath channel state property information is unavailable due to the absence or weak presence of a characteristic in which the multipath channel state property information has random values that are independent of each other when there is no motion of a user and has the same or similar values when there is motion of the user. The signal similarity for each predetermined section may have a preset length for observation to determine whether motion detection is available.

**[0039]** In the signal similarity for each predetermined section illustrated as an example in FIG. 5, similar waveforms may appear repeatedly at regular intervals in sections 510 to 550 that are greater than or equal to a predetermined threshold regardless of the presence or absence of motion. For example, the signal similarity for each predetermined section, as illustrated in FIG. 5, may occur when there are periodic increases in signal similarity for each predetermined section that measures the similarity of the multipath channel state property information due to a deliberate or enforced change made to the multipath channel state property information to enhance the performance (e.g., Wi-Fi transmission efficiency) of an AP and the duration of each section is similar and/or when the reflection of a wireless signal easily occurs in the environment in which the multipath channel state property information propagates.

**[0040]** The electronic device may determine whether motion detection based on the multipath channel state property information is available based on the difference between the length of one of the sections 510 to 550 that remains greater than or equal to the predetermined threshold in the signal similarity for each predetermined section and the average length of the sections 510 to 550. For example, the electronic device may determine that motion detection is unavailable when Equation 1 below is satisfied.

**【Equation 1】**

$$|T\_move\_i - T\_move\_average| / T\_move\_average < \alpha\_i$$

**[0041]** In Equation 1 above,  $T\_move\_average$  may represent the average length of the sections 510 to 550 in which a motion occurs and  $\alpha\_i$  may be a second threshold set to determine whether motion detection is available. For example,  $\alpha\_i$  may vary depending on a wireless environment including one or more of the structures of a space through which a wireless signal is transmitted, the material of the space, and the location of the AP and the type of motion.

**[0042]** When, similar to the signal similarity for each predetermined section illustrated as an example in FIG. 5, similar waveforms occur in the sections 510 to 550 that are greater than or equal to the predetermined threshold regardless of the absence or presence of motion,  $T\_move\_i$  and  $T\_move\_average$  have similar values and  $|T\_move\_i - T\_move\_average|$  has a value of 0 or a value close to 0, and thus, the right-hand side of Equation 1 may have a value of 0 or a value even closer to 0. In this case, the right-hand side of Equation 1 has a value less than  $\alpha\_i$ , thereby satisfying Equation 1, and the electronic device may determine that motion detection based on corresponding multipath channel state property information is unavailable. On the other hand, in the case of signal similarity for each predetermined section when motion detection is available illustrated as an example in FIG. 4, there is a high probability that  $T\_move\_i$  and  $T\_move\_average$  have relatively different values and the right-hand side of Equation 1 has a value greater than or equal to  $\alpha\_i$ , so Equation 1 is not satisfied and the electronic device may determine that motion detection based on corresponding multipath channel state property information is available.

**[0043]** The electronic device may determine that motion detection based on the multipath channel state property information is unavailable in response to a value based on the difference between the length of one of the sections 510 to 550 that remains greater than or equal to the threshold predetermined in the signal similarity for each predetermined section according to Equation 1 and the average length of the sections 510 to 550 being less than the second threshold. Furthermore, the electronic device may determine whether motion detection is available based on the similarity between patterns of the sections 510 to 550 that remain greater than or equal to the threshold predetermined in the signal similarity for each predetermined section, even when not following Equation 1. For example, when the similarity between the patterns of the sections 510 to 550 meets a predetermined condition, the electronic device may determine that motion detection is unavailable.

**[0044]** In addition, the electronic device may determine whether motion detection is available based on whether the length of one of the sections 510 to 550 that remain greater than or equal to the threshold predetermined in the signal similarity for each predetermined section is less than the third threshold, and such a condition may be expressed by Equation 2 below.

**【Equation 2】**

$$T\_move\_i < T\_move\_critical$$

**[0045]** In Equation 2 above,  $T\_move\_critical$  may represent the third threshold corresponding to the minimum length of a section in which the signal similarity for each predetermined section remains greater than or equal to the predetermined threshold when actual motion occurs and may vary depending on a wireless environment including one or more of the structures of the space through which a wireless signal is transmitted, the material of the space, and the location of the AP.

**[0046]** Previous multipath channel state property information corresponding to a window length is used when the signal similarity for each predetermined section is calculated, and thus, the third threshold may be greater than the window length applied to a calculation of the signal similarity for each predetermined section based on a characteristic that the signal similarity for each predetermined section does not immediately reduce to a minimum value even when motion disappears. Moreover, in everyday life, motion performed by the user has a predetermined amount of motion duration or minimum motion time, and therefore, the third threshold may be greater than the motion duration or minimum motion time. Motion of the user in everyday life may include, for example, entering/leaving a space, standing/sitting, or moving from one to another location, but embodiments are not limited thereto. In addition, as the occurrence of motion influences the multipath channel state property information, the third threshold may be determined based on a minimum detection time observed in the signal similarity for each predetermined section. Summarizing the above-described three factors

that influence the third threshold, the third threshold may be determined as "window length of signal similarity for each predetermined section + minimum motion time - minimum detection time".

[0047] Therefore, in the case of normal signal similarity for each predetermined section caused by the motion of the user, the electronic device may determine whether motion detection based on the multipath channel state property information is available using a characteristic that  $T_{move\_i}$  has a length longer than  $T_{move\_critical}$ . For example, while the electronic device may determine that motion detection is unavailable when Equation 2 is satisfied, the electronic device may determine that motion detection is available when Equation 2 is not satisfied.

[0048] FIGS. 6 and 7 are diagrams illustrating an operation of determining whether motion detection is available based on an AP output adjustment time point and a window length of signal similarity for each predetermined section, according to an embodiment.

[0049] Referring to FIG. 6, illustrated is an example of signal similarity for each predetermined section when an output adjustment period of an AP is longer than a window length (e.g., the window length of signal similarity for each predetermined section of FIG. 2) for motion detection. The signal similarity for each predetermined section at the output adjustment time point of the AP may be greater than a predetermined threshold, but the signal similarity for each predetermined section gradually decreases over time. Thus, a section in which the signal similarity for each predetermined section is greater than the predetermined threshold and a section in which the signal similarity for each predetermined section is less than the predetermined threshold may alternate when the output adjustment period is longer than the window length.

[0050] Referring to FIG. 7, illustrated is an example of signal similarity for each predetermined section when an output adjustment period of an AP is shorter than a window length for motion detection. When a period in which an AP adjusts an output to enhance efficiency of wireless communication is shorter than a window length, signal similarity for each predetermined section may include a section 710 that continuously maintains a value greater than a predetermined threshold. When, during a predetermined observation time, signal similarity for each predetermined section remains consistently greater than a predetermined fourth threshold, an electronic device may determine that motion detection based on corresponding multipath channel state property information is unavailable. The fourth threshold may be determined experimentally and may include a value of 0.3 to 0.5, for example.

[0051] In addition, according to an embodiment, when multiple devices are connected to the AP and high-bandwidth Wi-Fi communication or response is required, the periodicity of multipath channel state property information transmitted from the AP to the electronic device may temporarily increase, leading to an increase in periodicity of the collection of multipath channel state property information for motion determination. In this case, due to the characteristics of calculation of signal similarity for each predetermined section, a pattern of signal similarity for each predetermined section that is unrelated to the absence or presence of actual motion may emerge. Accordingly, when an interval at which multipath channel state property information is received from the AP is greater than or equal to a threshold interval, the electronic device may determine that the AP is in an abnormal state and determine that motion detection is unavailable. For example, the threshold interval may be determined to be 1.5 times a reference interval of the multipath channel state property information received from the AP in a normal state, but embodiments are not limited thereto.

[0052] FIG. 8 is a block diagram of an electronic device according to an embodiment. FIG. 9 is a detailed block diagram of an electronic device according to an embodiment.

[0053] As illustrated in FIG. 8, an electronic device 800 according to an embodiment may include a memory 820, a processor 830, a communication unit 850, and a sensing unit 891. However, not all the illustrated components are essential components. The electronic device 800 may be implemented by more components than the illustrated components, and the electronic device 800 may be implemented by less components than the illustrated components.

[0054] For example, as illustrated in FIG. 9, the electronic device 800 according to an embodiment may further include a display 810, a tuner 840, a detector 860, an input/output (I/O) unit 870, a video processor 880, an audio processor 815, an audio output unit 826, and a power supply unit 890 as well as the memory 820, the processor 830, the communication unit 850, and the sensing unit 891.

[0055] Hereinafter, the components stated above are described.

[0056] The processor 830 may control the overall operation of the electronic device 800 and flow of a signal between internal components of the electronic device 800 and may process data. The processor 830 may execute various applications and an operation system (OS) stored in the memory 820, in response to a user input or when a preset and stored condition is satisfied.

[0057] The processor 830 may include a graphics processing unit (GPU) (not shown) to process a graphic corresponding to a video. The processor 830 may be implemented as a System on Chip (SoC) that integrates a core (not shown) and the GPU (not shown). The processor 830 may include a single core, a dual core, a triple core, a quad core, and a multi core.

[0058] Additionally, the processor 830 may include a plurality of processors. For example, the processor may be implemented as a main processor (not shown) and a sub-processor (not shown) that operates in a sleep mode.

[0059] According to an embodiment, the processor 830 may detect at least one sensed value corresponding to at

least one sensor through the sensing unit 891 including at least one sensor, by executing one or more instructions stored in the memory 820.

**[0060]** In addition, according to an embodiment, the processor 830 execute the one or more instructions stored in the memory 820, thereby determining that a mobile device 1000 touches the electronic device 800 when it is determined the detected at least one sensed value is greater than or equal to a preset threshold.

**[0061]** In addition, according to an embodiment, the processor 830 may execute the one or more instructions stored in the memory 820, thereby determining that the mobile device 1000 touches the electronic device 800 through a comparison between the detected at least one sensed value and a sensed value of the mobile device received from the mobile device 1000.

**[0062]** In addition, according to an embodiment, the processor 830 may execute the one or more instructions stored in the memory 820, thereby requesting identification information of the mobile device 1000 and receiving the identification information of the mobile device 1000. Furthermore, the processor 830 may verify that the mobile device 1000 is a device pre-registered in the electronic device 800 based on the identification information of the mobile device 1000.

**[0063]** In addition, according to an embodiment, the processor 830, by executing the one or more instructions stored in the memory 820, based on at least one sensed value, may determine a touch region in which the mobile device 1000 touches the electronic device 800.

**[0064]** In addition, according to an embodiment, the processor 830, by executing the one or more instructions stored in the memory 820, may compare at least one sensed value detected corresponding to the at least one sensed value to another, and based on the comparison result, may determine one or more sensors that are determined to be proximate to a point where the mobile device 1000 touches the electronic device 800. Furthermore, the processor 830 may determine the touch region based on the determined one or more sensors.

**[0065]** In addition, according to an embodiment, the processor 830, through the communication unit 850, may receive, from the mobile device 1000, state information on an operation being executed by the mobile device 1000.

**[0066]** In addition, according to an embodiment, the processor 830, by executing the one or more instructions stored in the memory 820, based on the state information received from the mobile device 1000, may perform a preset function corresponding to the determined touch region.

**[0067]** In addition, according to an embodiment, the processor 830, by executing the one or more instructions stored in the memory 820, based on at least one sensed value, may determine the number of touches the mobile device 1000 makes on the electronic device 800.

**[0068]** In addition, according to an embodiment, the processor 830, by executing the one or more instructions stored in the memory 820, may perform a preset function corresponding to the number of touches.

**[0069]** In addition, according to an embodiment, the processor 830, by executing the one or more instructions stored in the memory 820, based on a user input, may preset a function corresponding to at least one touch region on the electronic device 800.

**[0070]** In addition, the processor 830, by executing the one or more instructions stored in the memory 820, based on a user input, may preset a function corresponding to the number of touches made on at least one touch region on the electronic device 800.

**[0071]** The memory 820 may store various pieces of data, a program, or an application for driving and controlling the electronic device 800 under the control of the processor 830. The memory 820 may store data or input/output signals corresponding to driving of the video processor 880, the display 810, the audio processor 815, the audio output unit 826, the power supply unit 890, the tuner 840, the communication unit 850, the detector 860, and the I/O unit 870.

**[0072]** The memory 820 may store an operating system 821 for controlling the electronic device 800 and the processor 830, an application 822 initially provided by a manufacturer or externally downloaded, a graphical user interface (GUI) related to an application, an object (e.g., image text, an icon, a button, etc.) for providing the GUI, user information, a document, databases, and relevant data.

**[0073]** In addition, the memory 820 may include a TV viewer module 823 including one or more instructions to receive an input signal from a remote control device (not shown) and thus perform channel control corresponding to the input signal, or enter a channel scroll user interface mode when the input signal corresponds to a preset input, a text recognition module 824 including one or more instructions to recognize information from content received from an external device (not shown), and a membrane bioreactor (MBR) module 825 including one or more instructions to control a channel from an external device (not shown).

**[0074]** The memory 820 may include read-only memory (ROM), random-access memory (RAM), a memory card (e.g., a micro secure digital (SD) card and a universal serial bus (USB) memory, which are not shown) mounted in the electronic device 800. In addition, the memory 820 may include a non-volatile memory, a volatile memory, a hard disk drive (HDD), or a solid state drive (SSD).

**[0075]** According to an embodiment, the memory 820 may include at least one type of storage media of a flash memory type, a hard disk type, a multimedia card micro type, a card memory type (e.g., SD or extreme digital (xD) memory), RAM, static RAM (SRAM), ROM, electrically erasable programmable ROM (EEPROM), programmable ROM (PROM),



magnetic memory, a magnetic disk, and an optical disk.

**[0076]** The display 810 may display a video included in a broadcast signal received through the tuner 840 on a screen under the control of the processor 830. In addition, the display 810 may display content (e.g., a moving image) input through the communication unit 850 or the I/O unit 870. The display 810 may output an image stored in the memory 820 under the control of the processor 830.

**[0077]** The display 810 may generate a driving signal by converting an image signal, a data signal, an on-screen display (OSD) signal, and a control signal processed by the processor 830. The display 810 may be implemented as a plasma display panel (PDP), a liquid crystal display (LCD), an organic light-emitting diode (OLED) display, a cathode ray tube (CRT) display, a flexible display, and the like and may also be implemented as a three-dimensional (3D) display. In addition, the display 810 may be used as an input device as well as an output device by being configured as a touchscreen.

**[0078]** The tuner 840 may tune and select a frequency of a channel desired to be received by the electronic device 800 among various radio wave elements through performing amplification, mixing, resonance, and the like on a broadcast signal that is received by wire or wirelessly. The broadcast signal may include audio, a video, and additional information (e.g., an electronic program guide (EPG)).

**[0079]** The tuner 840 may receive the broadcast signal from a frequency band corresponding to a channel number according to a user input (e.g., a control signal received from a remote control device (not shown), that is, a channel number input, an up-down input of a channel, and a channel input on an EPG screen).

**[0080]** The tuner 840 may receive a broadcast signal from various sources, such as terrestrial broadcast, cable broadcast, satellite broadcast, and Internet broadcast. The tuner 840 may receive the broadcast signal from a source, such as analog broadcast or digital broadcast. The broadcast signal received by the tuner 840 may be separated into audio, video, and/or additional information by decoding (e.g., audio decoding, video decoding, or additional information decoding). The separated audio, video, and/or additional information may be stored in the memory 820 under the control of the processor 830.

**[0081]** One or a plurality of tuners 840 of the electronic device 800 may be provided. The tuner 840 may be implemented as all-in-one with the electronic device 800 or implemented as a separate device (e.g., a set-top box, which is not shown, and a tuner, which is not shown, connected to the I/O unit 870) that includes a tuner electrically connected to the electronic device 800.

**[0082]** The communication unit 850 may connect the electronic device 800 to an external device (e.g., an audio device, etc.) (not shown) under the control of the processor 830. The processor 830 may transmit/receive content to/from an external device (not shown) connected through the communication unit 850, may download an application from the external device (not shown), or may perform web browsing. The communication unit 850 may include one of a wireless local area network (WLAN) 851, Bluetooth 852, and wired Ethernet 153 corresponding to the performance and the structure of the electronic device 800. In addition, the communication unit 850 may include a combination of the WLAN 851, Bluetooth 852, and the wired Ethernet 153.

**[0083]** In addition, the communication unit 850 may receive a control signal of a remote control device (not shown) under the control of the processor 830. The control signal may be implemented as Bluetooth type, radio frequency (RF) signal type, or Wi-Fi type.

**[0084]** In addition, the communication unit 850 may further include another form of short-range communication (e.g., near field communication (NFC), which is not shown, and Bluetooth low energy (BLE), which is not shown) other than Bluetooth.

**[0085]** The detector 860 may detect voice, an image, or an interaction of a user and may include a microphone 861, a camera part 862, and an optical receiver 863.

**[0086]** The microphone 861 may receive an uttered voice of the user. The microphone 861 may convert the received voice into an electrical signal and may output the electrical signal to the processor 830. A user's voice may include, for example, a voice corresponding to a menu or a function of the electronic device 800.

**[0087]** The camera part 862 may obtain an image bezel, such as a still image or a moving image. An image captured by an image sensor may be processed by the processor 830 or a separate image processor (not shown).

**[0088]** The image bezel processed by the camera part 862 may be stored in the memory 820 or may be transmitted to the outside through the communication unit 850. Two or more camera parts 862 may be provided based on a configuration of the electronic device 800.

**[0089]** The optical receiver 863 may receive an optical signal (including a control signal) received from an external remote control device (not shown). The optical receiver 863 may receive an optical signal corresponding to a user input (e.g., a touch, a press, a touch gesture, a voice, or a motion) from a remote control device (not shown). A control signal may be extracted from the received optical signal under the control of the processor 830. For example, the optical receiver 863 may receive a control signal corresponding to a channel up/down button for changing a channel, from the remote control device (not shown).

**[0090]** The I/O unit 870 may receive a video (e.g., a moving image, etc.), audio (e.g., a voice, music, etc.), and additional

information (e.g., an EPG, etc.) from the outside of the electronic device 800 under the control of the processor 830. The I/O unit 870 may include at least one of a high-definition multimedia interface (HDMI) port 871, a component jack 872, a personal computer (PC) port 873, and a USB port 874. The I/O unit 870 may include a combination of at least one of the HDMI port 871, the component jack 872, the PC port 873, and the USB port 874. An external image-providing device (not shown) may be connected through the HDMI port 871.

**[0091]** The video processor 880 may process video data received by the electronic device 800. In the video processor 880, various image processing may be performed on video data, such as decoding, scaling, noise filtering, bezel rate conversion, and resolution conversion.

**[0092]** A graphic processor 881 may generate a screen including various objects, such as an icon, an image, and text using an operator (not shown) and a renderer (not shown). The operator (not shown) may calculate an attribute value, such as a coordinates value, shape, size, and color to display each object based on the layout of a screen using a user input that is detected by the detector 860. The renderer (not shown) may generate screens in various layouts including an object based on the attribute value calculated by the operator (not shown). The screen generated by the renderer (not shown) may be displayed on a display area of the display 810.

**[0093]** The audio processor 815 may process audio data. The audio processor 815 may perform various processing on the audio data, such as decoding, amplification, and noise filtering. Meanwhile, the audio processor 815 may include a plurality of audio processing modules to process audio corresponding to a plurality of contents.

**[0094]** The audio output unit 826 may output audio included in the broadcast signal received through the tuner 840 under the control of the processor 830. The audio output unit 826 may output audio (e.g., a voice, a sound) input through the communication unit 850 or the I/O unit 870. In addition, the audio output unit 826 may output audio stored in the memory 820 under the control of the processor 830. The audio output unit 826 may include at least one of a speaker 827, a headphone output terminal 828, or a Sony/Philips digital interface (S/PDIF) output terminal 829. The audio output unit 826 may include a combination of at least one of the speaker 827, the headphone output terminal 828, and the S/PDIF output terminal 829.

**[0095]** The power supply unit 890 may supply power input from an external power source to the components inside the electronic device 800 under the control of the processor 830. In addition, the power supply unit 890 may supply power output from one or more batteries (not shown) in the electronic device 800 to the components inside the electronic device 800 under the control of the processor 830.

**[0096]** The sensing unit 891 may sense a state of the electronic device 800 or a state around the electronic device 800 and may provide the information obtained through the sensing to the processor 830.

**[0097]** The sensing unit 891 may include at least one of a magnetic sensor 892, an acceleration sensor 893, a temperature/humidity sensor 894, an infrared (IR) sensor 895, a gyroscope sensor 896, a position sensor (e.g., global positioning system (GPS)) 897, an atmospheric pressure sensor 898, a proximity sensor 899, and a red, green, blue (RGB) sensor (e.g., an illuminance sensor) 1001, however, embodiments are not limited thereto. A function of each sensor may be intuitively inferable from its name by one of ordinary skill in the art, and thus, a detailed description thereof is omitted herein.

**[0098]** According to an embodiment, the sensing unit 891 may sense an external impact on the electronic device 800. For example, when the mobile device 1000 touches the electronic device 800, the sensing unit 891 of the electronic device 800 may output a sensed value.

**[0099]** In addition, a separate external device (e.g., a set-top box, which is not shown) including the tuner 840 may be electrically connected to the electronic device 800 including the display 810.

**[0100]** In addition, the electronic device 800 may be implemented as an analog TV, a digital TV, a 3D-TV, a smart TV, an LED TV, an OLED TV, a plasma TV, and a monitor, however, one skilled in the art will understand that embodiments are not limited thereto.

**[0101]** Meanwhile, the illustrated block diagram of the electronic device 800 is a block diagram of an embodiment. Each component of the block diagram may be integrated, added, or omitted based on actually implemented specifications of the electronic device 800. That is, two or more components may be combined into one component, or one component may be divided into two or more components, as necessary. In addition, a function performed by each block is for describing embodiments, and a detailed operation thereof or a device does not limit the scope of the present disclosure.

**[0102]** According to an embodiment, the electronic device 800 may include the memory 820 including at least one executable instruction and the processor 830 for executing the at least one instruction stored in the memory 820, and the processor 830 may acquire multipath channel state property information based on a wireless signal received from an AP communicating with the electronic device, calculate signal similarity for each predetermined section based on the multipath channel state property information, and determine whether motion detection based on the multipath channel state property information is available based on a pattern of the signal similarity for each predetermined section.

**[0103]** According to an embodiment, the processor 830 of the electronic device 800 may determine that motion detection based on the multipath channel state property information is unavailable in response to it being determined that the pattern of the signal similarity for each predetermined section is not caused by motion of a user.

**[0104]** According to an embodiment, the processor 830 of the electronic device 800 may determine whether the motion detection is available based on the difference between the length of one of sections that remain greater than or equal to a threshold predetermined in the signal similarity for each predetermined section and the average length of the sections.

**[0105]** According to an embodiment, the processor 830 of the electronic device 800 may determine that the motion detection based on the multipath channel state property information is unavailable in response to a value based on the difference between the length of one of the sections that remain greater than or equal to the threshold predetermined in the signal similarity for each predetermined section and the average length of the sections being less than a second threshold.

**[0106]** According to an embodiment, the processor 830 of the electronic device 800 may determine whether the motion detection is available based on similarity between patterns of the sections that remain greater than or equal to the threshold predetermined in the signal similarity for each predetermined section.

**[0107]** According to an embodiment, the processor 830 of the electronic device 800 may determine whether the motion detection is available based on whether the length of one of the sections that remain greater than or equal to the threshold predetermined in the signal similarity for each predetermined section is less than a third threshold.

**[0108]** According to an embodiment, in the electronic device 800, the third threshold may be determined based on the minimum length of a section in which the signal similarity for each predetermined section remains greater than or equal to the threshold due to the motion of the user.

**[0109]** According to an embodiment, in the electronic device 800, the third threshold may be determined based on a window length for calculating the signal similarity for each predetermined section, the minimum time of the motion of the user that influences the signal similarity for each predetermined section, or the minimum detection time required to detect the motion of the user through a pattern.

**[0110]** According to an embodiment, the processor 830 of the electronic device 800 may determine whether the motion detection is available based on whether the length of a section that remains greater than or equal to a fourth threshold predetermined in the signal similarity for each predetermined section is greater than or equal to a fifth threshold.

**[0111]** According to an embodiment, the processor 830 of the electronic device 800 may determine whether the motion detection is available based on whether an interval at which the multipath channel state property information is received from the AP is greater than or equal to a threshold interval.

**[0112]** According to an embodiment, the processor 830 of the electronic device 800 may suspend the motion detection based on the multipath channel state property information received from the AP in response to it being determined that the motion detection based on the multipath channel state property information is unavailable.

**[0113]** According to an embodiment, the electronic device 800 may be one of a mobile phone, a smartphone, a PDA, a netbook, a tablet computer, a laptop computer, a mobile device, a smartwatch, a smart band, smart glasses, a wearable device, a desktop, a computing device, a TV, a set-top box, a refrigerator, a home appliance, a door lock, or a security device.

**[0114]** FIG. 10 is a block diagram of a mobile device according to an embodiment.

**[0115]** According to an embodiment, the mobile device 1000 may include at least some of the device components described with reference to FIGS. 8 and 9.

**[0116]** As illustrated in FIG. 10, the mobile device 1000 may include a display 1010, a memory 1020, a communication unit 1050, a sensing unit 1091, and a processor 1030. However, not all of the components illustrated in FIG. 10 are essential components of the mobile device 1000. The mobile device 1000 may be implemented by more components than the components illustrated in FIG. 10, and the mobile device 1000 may be implemented by less components than the components illustrated in FIG. 10.

**[0117]** According to an embodiment, the display 1010 of the mobile device 1000 may generate a driving signal by converting an image signal, a data signal, an OSD signal, a control signal, and the like processed by the processor 1030.

**[0118]** In addition, the display 1010 may display content (e.g., a moving image) input through the communication unit 1050 or an I/O unit (not shown). The display 1010 may output an image stored in the memory 1020 under the control of the processor 1030.

**[0119]** According to an embodiment, the memory 1020 of the mobile device 1000 may store a program for processing and controlling the processor 1030 and store data input to or output from the mobile device 1000.

**[0120]** Normally, the processor 1030 controls the overall operation of the mobile device 1000. For example, the processor 1030 may generally control the sensing unit 1091, the communication unit 1050, and the like by executing programs stored in the memory 1020. The processor 1030 may control an operation of the mobile device 1000 to perform functions of the mobile device 1000 described with reference to FIGS. 1 to 13.

**[0121]** The processor 1030 may include one or more processors. The one or more processors may include a general-purpose processor, such as a central processing unit (CPU), an application processor (AP), or a digital signal processor (DSP) or a graphic processor, such as a GPU or a vision processing unit (VPU). The one or more processors control input data to be processed according to a predefined operation rule stored in the memory.

**[0122]** According to an embodiment, the processor 1030 may receive a wireless signal transmitted by the electronic

device 800 through the communication unit 1050.

**[0123]** In addition, the processor 1030 may receive a request for identification information of the mobile device from the electronic device 800 through the communication unit 1050. The processor 1030 may control to transmit the identification information of the mobile device to the electronic device 800 through the communication unit 1050.

**[0124]** In addition, the processor 1030 may control to transmit a sensing value detected by the sensing unit 1091 to the electronic device 800 through the communication unit 1050.

**[0125]** In addition, the processor 1030 may receive a request for state information on an operation running on the mobile device 1000 through the communication unit 1050. The processor 1030 may generate the state information on the currently running operation. The processor 1030 may control to transmit the state information on the currently running operation to the electronic device 800 through the communication unit 1050.

**[0126]** In addition, the memory 1020 may include at least one type of storage medium of a flash memory type memory, a hard disk type memory, a multimedia card micro type, a card type memory (e.g., an SD or xD memory, etc.), RAM, SRAM, ROM, EEPROM, PROM, a magnetic memory, a magnetic disk, or an optical disk.

**[0127]** In addition, according to an embodiment, the communication unit 1050 may include one or more components that allow the mobile device 1000 to communicate with an external device. For example, the communication unit 1050 may include a short-range wireless communication unit (not shown), a mobile communication unit (not shown), and a broadcast receiver (not shown).

**[0128]** The short-range wireless communication unit may include a Bluetooth communication unit, a BLE communication unit, an NFC unit, a WLAN (Wi-Fi) communication unit, a Zigbee communication unit, an infrared data association (IrDA) communication unit, a Wi-Fi direct (WFD) communication unit, an ultra-wideband (UWB) communication unit, and an Ant+ communication unit, but embodiments are not limited thereto.

**[0129]** The mobile communication unit transmits and receives a wireless signal to and from at least one of a base station, an external terminal, and a server on a mobile communication network. Here, the wireless signal may include various types of data according to the transmission and reception of a voice call signal, a video call signal, or a text/multimedia message.

**[0130]** The broadcast receiver receives a broadcast signal and/or broadcast-related information through a broadcast channel. The broadcast channel may include a satellite channel and a terrestrial channel. Depending on an implementation example, the mobile device 1000 may not include the broadcast receiver.

**[0131]** The sensing unit 1091 may sense a state of the mobile device 1000 or a state around the mobile device 1000 and provide the information obtained through the sensing to the processor 1030.

**[0132]** The sensing unit 1091 may include at least one of a magnetic sensor, an acceleration sensor, a temperature/humidity sensor, an IR sensor, a gyroscope sensor, a position sensor (e.g., a GPS), a light sensor, a proximity sensor, and an RGB sensor (e.g., an illuminance sensor), however, embodiments are not limited thereto. A function of each sensor may be intuitively inferable from its name by one of ordinary skill in the art, and thus, a detailed description thereof is omitted herein.

**[0133]** According to an embodiment, the sensing unit 1091 may detect an external impact applied to the mobile device 1000. According to an embodiment, the acceleration sensor embedded in the mobile device 1000 may detect an impact caused by a touch motion on the electronic device 800. Furthermore, the acceleration sensor embedded in the mobile device 1000 may sense the moving speed and acceleration of the mobile device 1000.

**[0134]** In addition, the display 1010, the memory 1020, the communication unit 1050, the sensing unit 1091, and the processor 1030 of the mobile device 1000 are described based on the description of the display 810, the memory 820, the communication unit 850, the sensing unit 891, and the processor 830 of the electronic device 800 provided with reference to FIGS. 8 and 9.

**[0135]** FIG. 11 is a diagram illustrating an operating method of an electronic device according to an embodiment.

**[0136]** In the following embodiments, operations may be performed sequentially but not necessarily. For example, the order of the operations may be changed, and at least two of the operations may be performed in parallel. Operations 1110 and 1120 may be performed by at least one of components of an electronic device.

**[0137]** In operation 1110, the electronic device may receive multipath channel state property information from an AP communicating with the electronic device.

**[0138]** In operation 1120, the electronic device may determine whether motion detection based on the multipath channel state property information is available based on whether it is determined that a pattern of signal similarity for each predetermined section determined based on the multipath channel state property information is caused by motion of a user. The electronic device may determine that the motion detection based on the multipath channel state property information is unavailable in response to it being determined that the pattern of the signal similarity for each predetermined section is not caused by the motion of the user.

**[0139]** The electronic device may suspend the motion detection based on the multipath channel state property information received from the AP in response to it being determined that the motion detection based on the multipath channel state property information is unavailable.

[0140] The descriptions provided with reference to FIGS. 1 to 10 apply to the operations illustrated in FIG. 11, and thus, further detailed descriptions thereof are omitted.

[0141] According to an embodiment, the operating method of the electronic device may include acquiring multipath channel state property information based on a wireless signal received from an AP communicating with the electronic device and determining whether the motion detection based on the multipath channel state property information is available based on whether a pattern of signal similarity for each predetermined section determined based on the multipath channel state property information is caused by the motion of the user.

[0142] According to an embodiment, in the operating method of the electronic device, the determining may include determining that the motion detection based on the multipath channel state property information is unavailable in response to it being determined that the pattern of the signal similarity for each predetermined section is not caused by the motion of the user.

[0143] According to an embodiment, in the operating method of the electronic device, the determining may include determining whether the motion detection is available based on the difference between the length of one of sections that remain greater than or equal to a threshold predetermined in the signal similarity for each predetermined section and the average length of the sections.

[0144] According to an embodiment, in the operating method of the electronic device, the determining may include determining that the motion detection based on the multipath channel state property information is unavailable in response to a value based on the difference between the length of one of the sections that remain greater than or equal to the threshold predetermined in the signal similarity for each predetermined section and the average length of the sections being less than a second threshold.

[0145] According to an embodiment, in the operating method of the electronic device, the determining may include determining whether the motion detection is available based on similarity between patterns of the sections that remain greater than or equal to the threshold predetermined in the signal similarity for each predetermined section.

[0146] According to an embodiment, in the operating method of the electronic device, the determining may include determining whether the motion detection is available based on whether the length of one of the sections that remain greater than or equal to the threshold predetermined in the signal similarity for each predetermined section is less than a third threshold.

[0147] According to an embodiment, in the operating method of the electronic device, the third threshold may be determined based on the minimum length of a section in which the signal similarity for each predetermined section remains greater than or equal to a threshold due to the motion of the user.

[0148] The embodiments disclosed in the specification and drawings are presented merely as an easy way to describe the technical contents of the embodiments and promote an understanding of the technical contents, and are not intended to limit the embodiments. Therefore, all changes or modifications derived from the technical idea of the various embodiments of the present disclosure as well as the various embodiments disclosed herein should be construed to fall within the scope of the various embodiments.

## Claims

1. An electronic device comprising:

a memory comprising at least one executable instruction; and  
a processor configured to execute at least one instruction stored in the memory,  
wherein the processor is configured to:

acquire multipath channel state property information based on a wireless signal received from an access point (AP) communicating with the electronic device;  
calculate signal similarity for each predetermined section based on the multipath channel state property information; and  
determine, based on a pattern of the signal similarity for each predetermined section, whether motion detection based on the multipath channel state property information is available.

2. The electronic device of claim 1, wherein the processor is configured to, in response to it being determined that the pattern of the signal similarity for each predetermined section is not caused by motion of a user, determine that the motion detection based on the multipath channel state property information is unavailable.

3. The electronic device of claim 1, wherein the processor is configured to determine whether the motion detection is available based on a difference between a length of one of sections that remain greater than or equal to a threshold

predetermined in the signal similarity for each predetermined section and an average length of the sections.

4. The electronic device of claim 3, wherein the processor is configured to, in response to a value based on the difference between the length of one of the sections that remain greater than or equal to the threshold predetermined in the signal similarity for each predetermined section being less than a second threshold, determine that the motion detection based on the multipath channel state property information is unavailable.
5. The electronic device of claim 1, wherein the processor is configured to determine whether the motion detection is available based on similarity between patterns of sections that remain greater than or equal to a threshold predetermined in the signal similarity for each predetermined section.
6. The electronic device of claim 1, wherein the processor is configured to determine whether the motion detection is available based on whether a length of one of sections that remain greater than or equal to a threshold predetermined in the signal similarity for each predetermined section is less than a third threshold.
7. The electronic device of claim 6, wherein the third threshold is determined based on a minimum length of a section in which the signal similarity for each predetermined section remains greater than or equal to the threshold due to motion of a user.
8. The electronic device of claim 6, wherein the third threshold is determined based on a window length for calculating the signal similarity for each predetermined section, a minimum duration of motion of a user that influences the signal similarity for each predetermined section, and a minimum detection time required to detect motion of a user through the signal similarity for each predetermined section.
9. The electronic device of claim 1, wherein the processor is configured to determine whether the motion detection is available based on whether a length of a section that remains greater than or equal to a fourth threshold predetermined in the signal similarity for each predetermined section is greater than or equal to a fifth threshold.
10. The electronic device of claim 1, wherein the processor is configured to determine whether the motion detection is available based on whether an interval at which the multipath channel state property information is received from the AP is greater than or equal to a threshold interval.
11. The electronic device of claim 1, wherein the processor is configured to, in response to it being determined that motion detection based on the multipath channel state property information is unavailable, suspend motion detection based on the multipath channel state property information received from the AP.
12. The electronic device of claim 1, wherein the electronic device is one of a mobile phone, a smartphone, a personal digital assistant (PDA), a netbook, a tablet computer, a laptop computer, a mobile device, a smartwatch, a smart band, smart glasses, a wearable device, a desktop, a computing device, a television, a set-top box, a refrigerator, an appliance, a door lock, or a security device.
13. An operating method of an electronic device, the operating method comprising:
  - acquiring multipath channel state property information based on a wireless signal received from an access point (AP) communicating with the electronic device; and
  - determining whether motion detection based on the multipath channel state property information is available based on a determination of whether a pattern of signal similarity for each predetermined section determined based on the multipath channel state property information is caused by motion of a user.
14. The operating method of claim 13, wherein the determining comprises, in response to it being determined that the pattern of the signal similarity for each predetermined section is not caused by the motion of the user, determining that the motion detection based on the multipath channel state property information is unavailable.
15. A computer-readable storage medium storing a program for executing the operating method of claim 13.

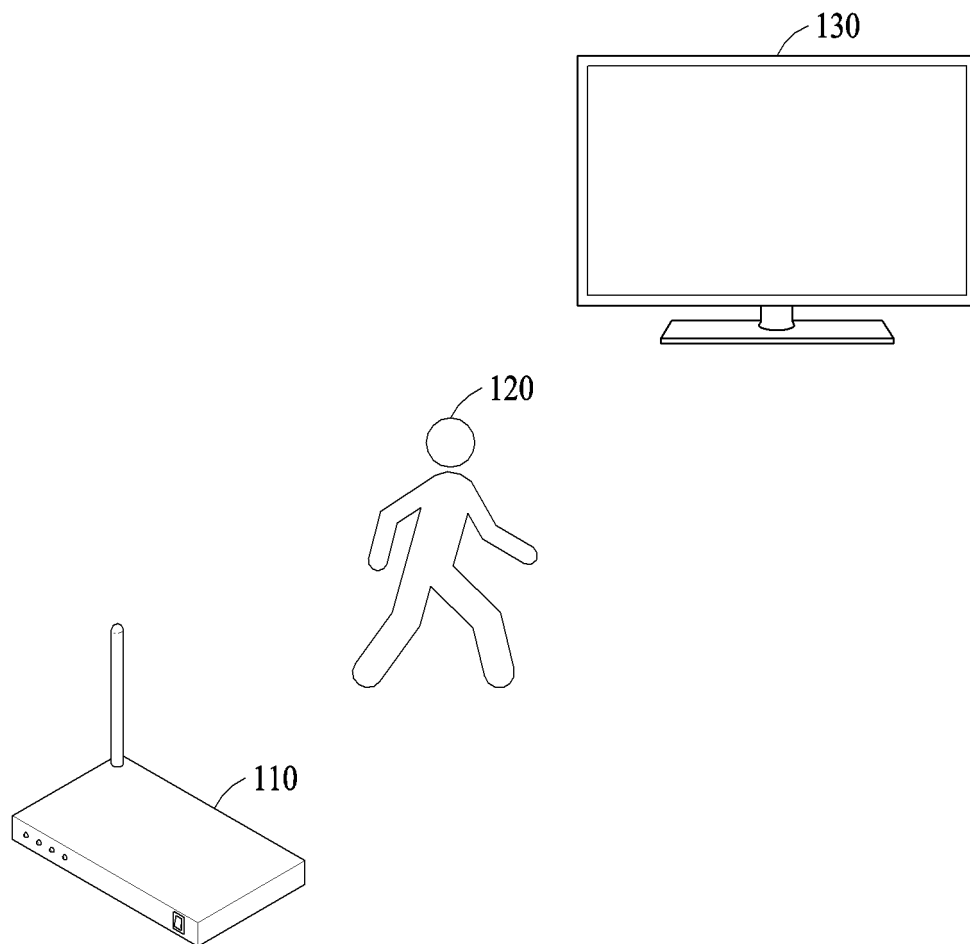


FIG. 1

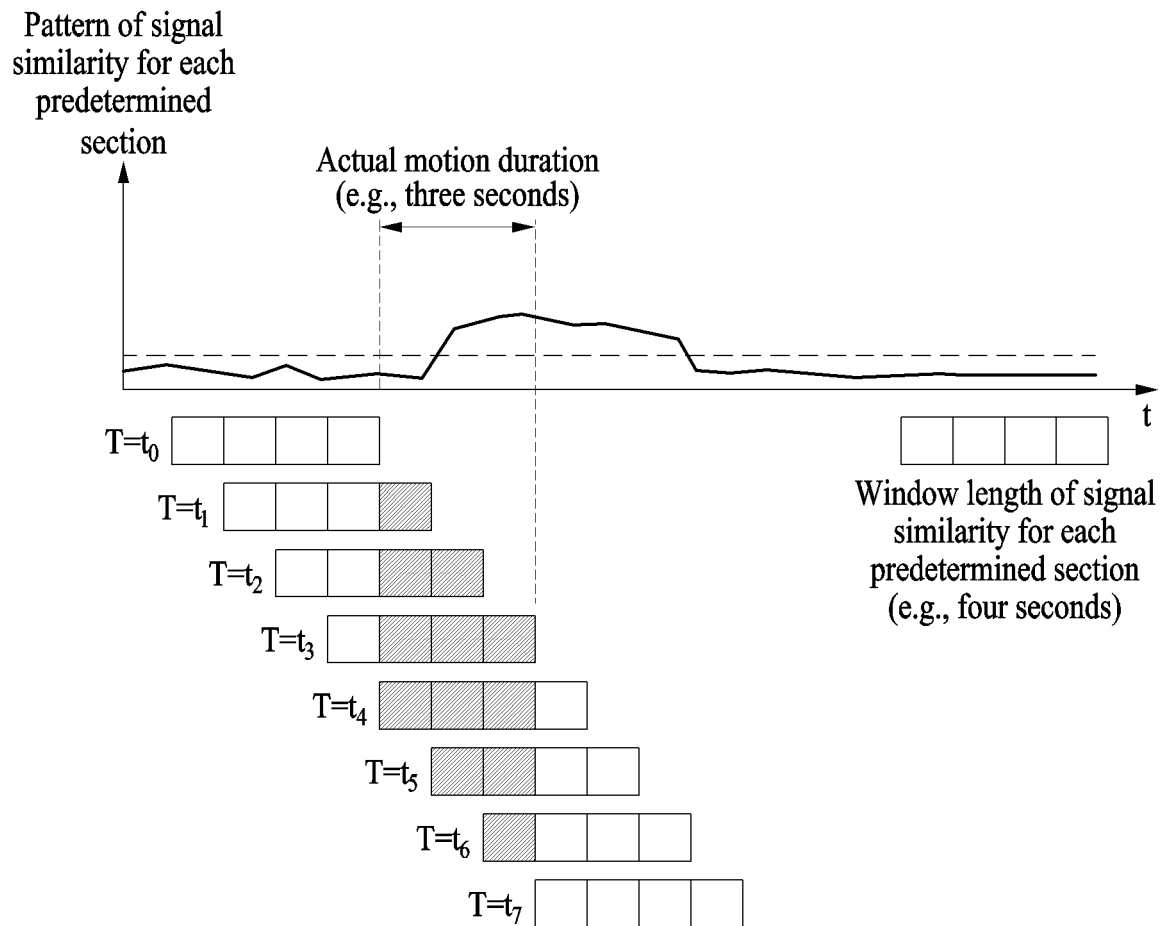


FIG. 2



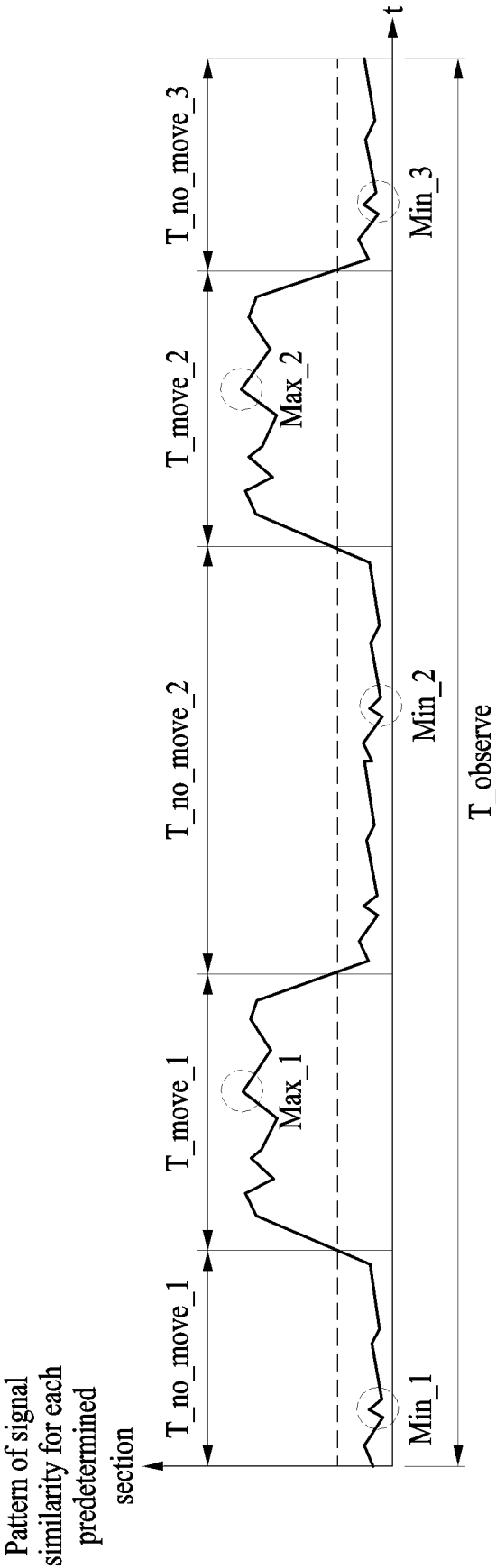


FIG. 3

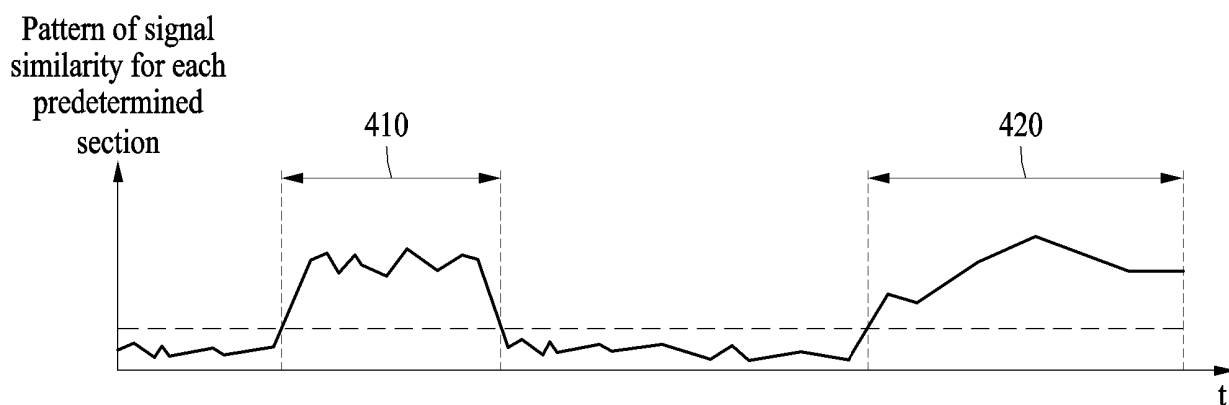


FIG. 4

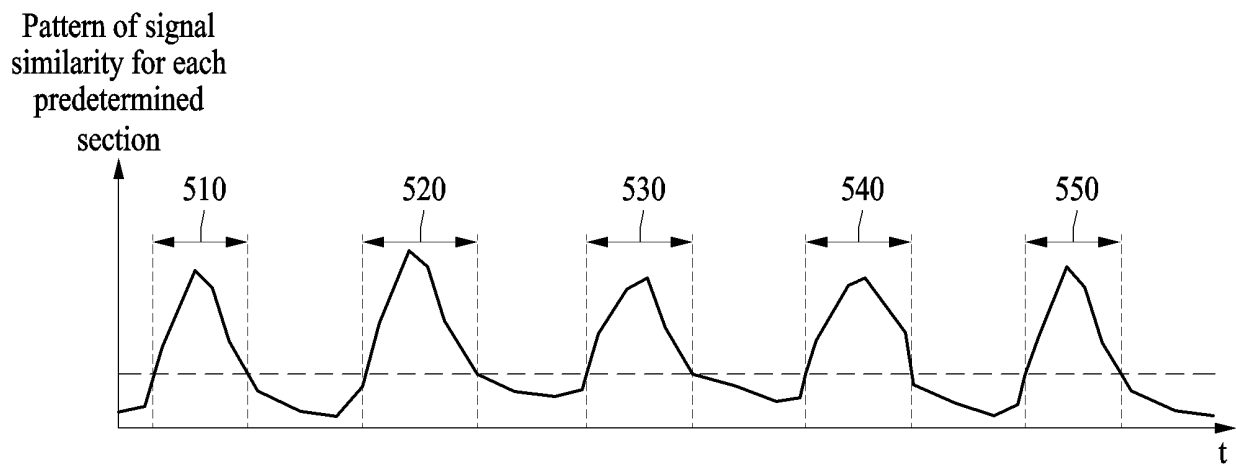


FIG. 5

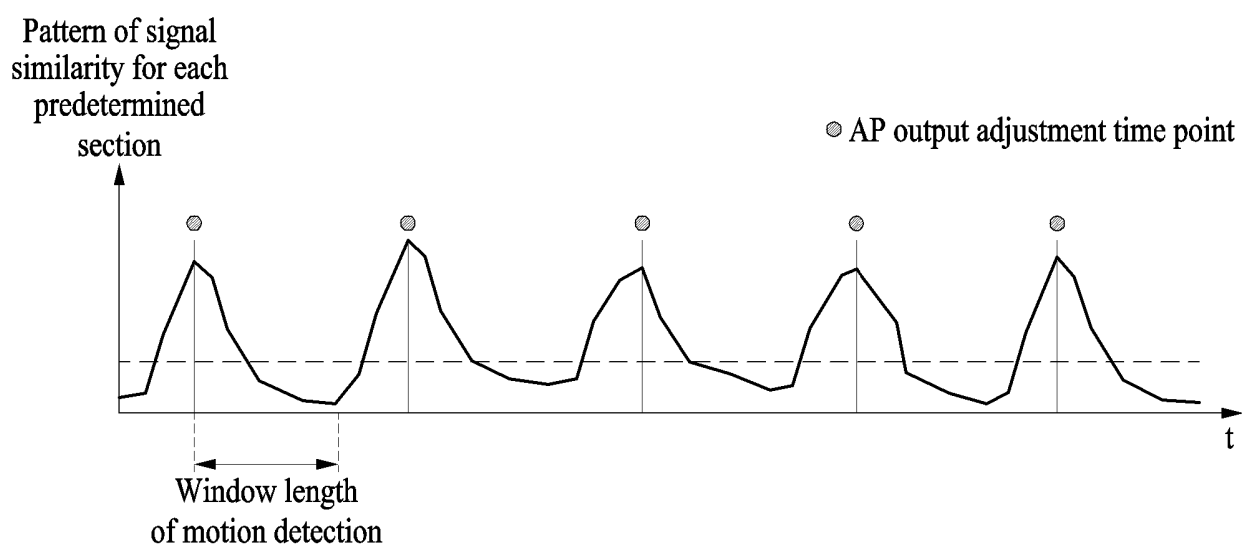


FIG. 6

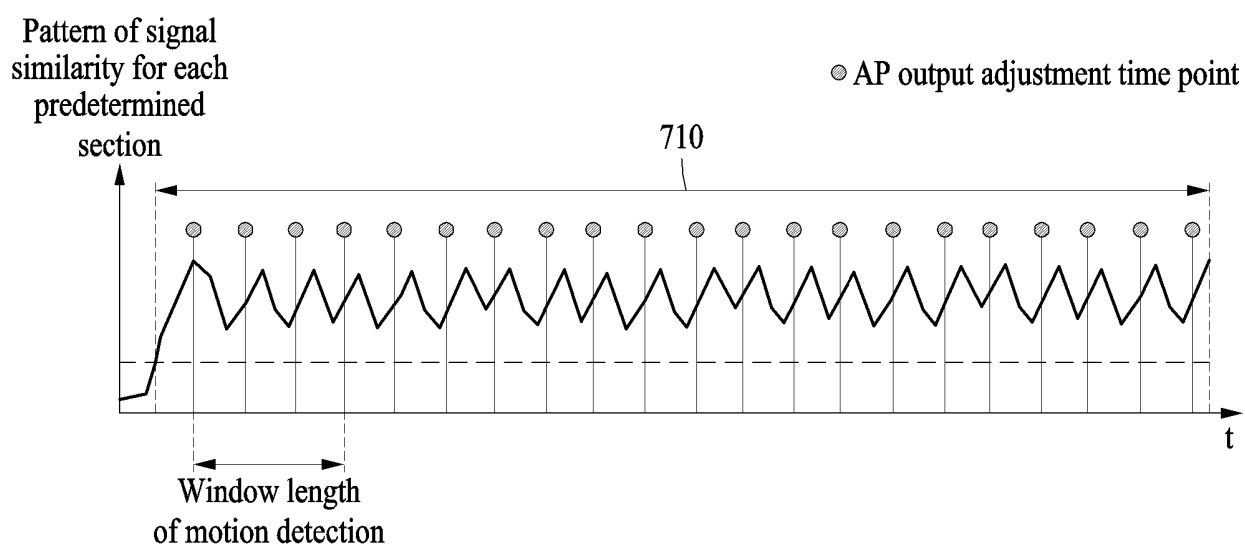


FIG. 7

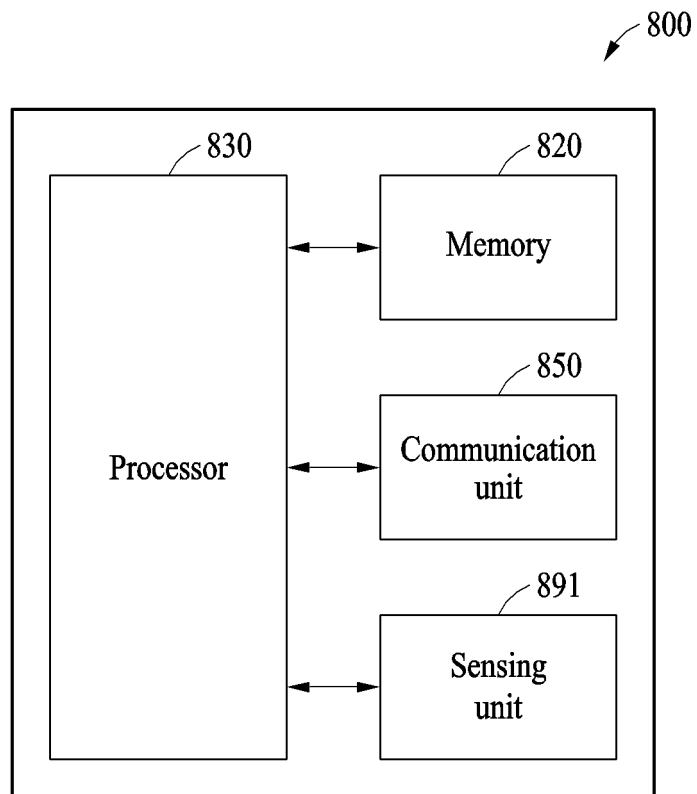


FIG. 8

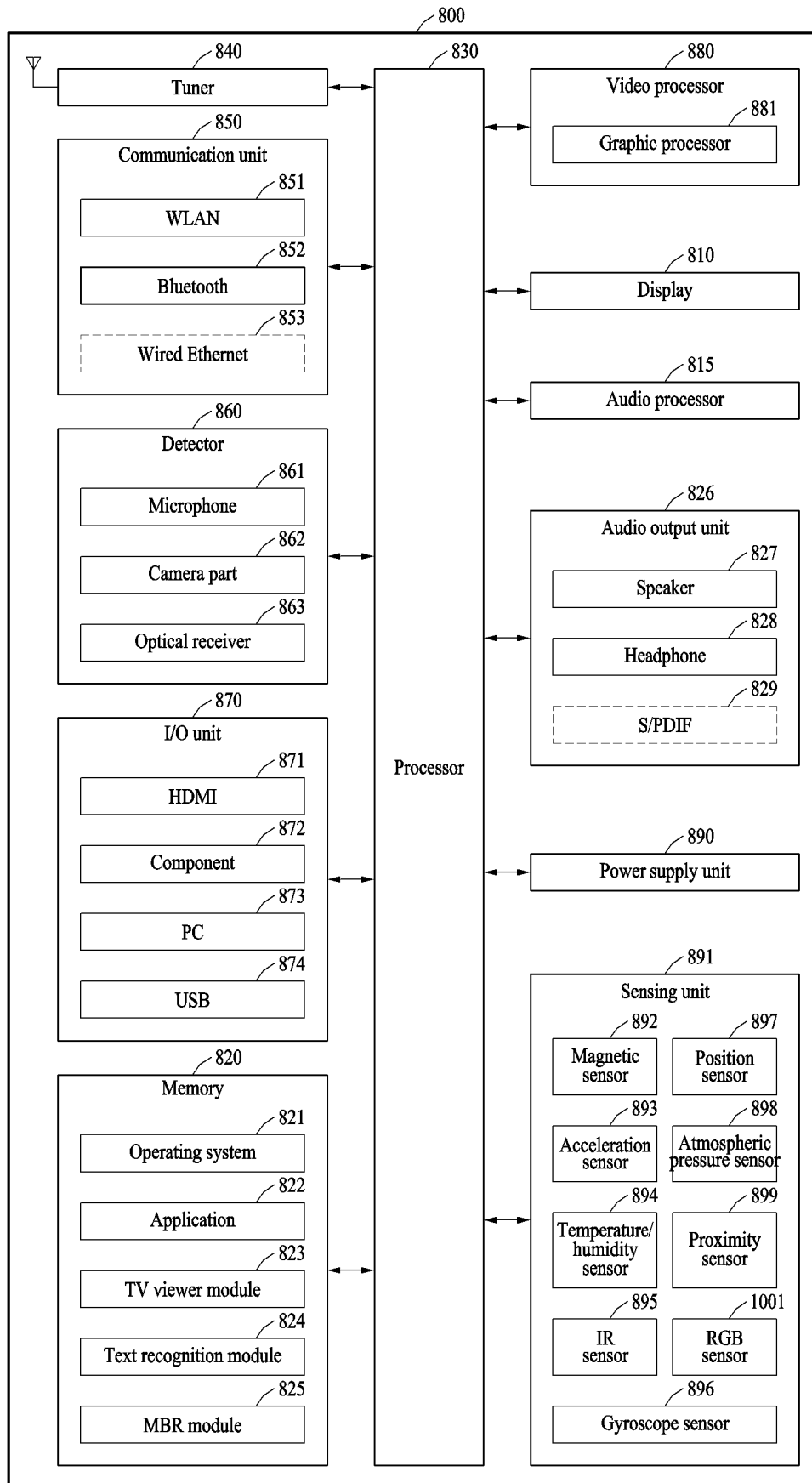


FIG. 9

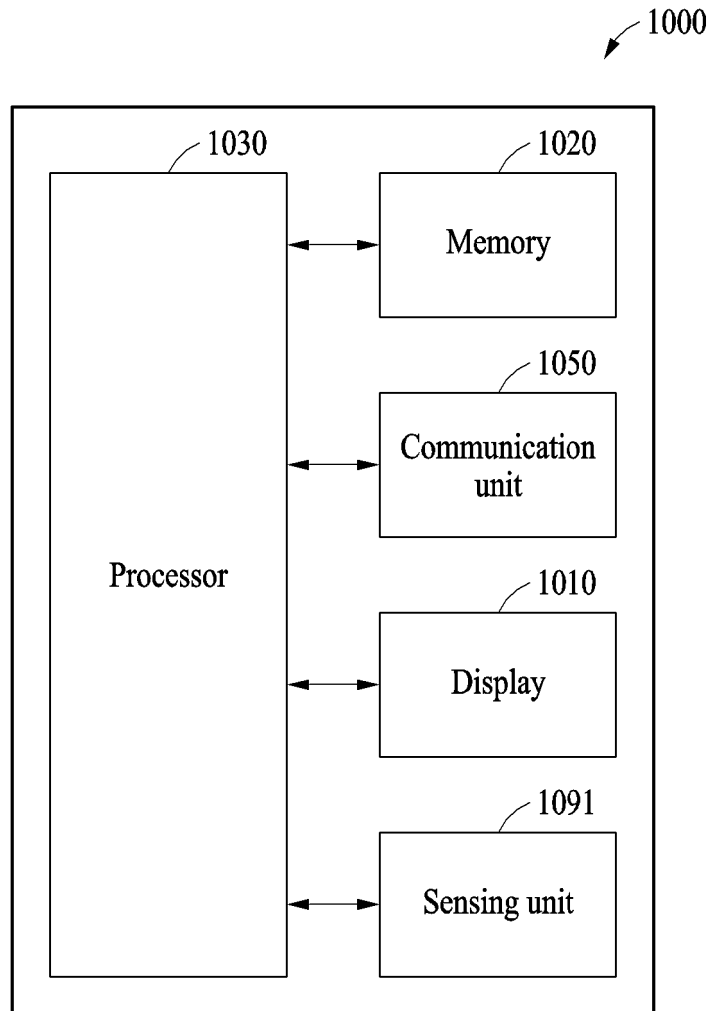


FIG. 10

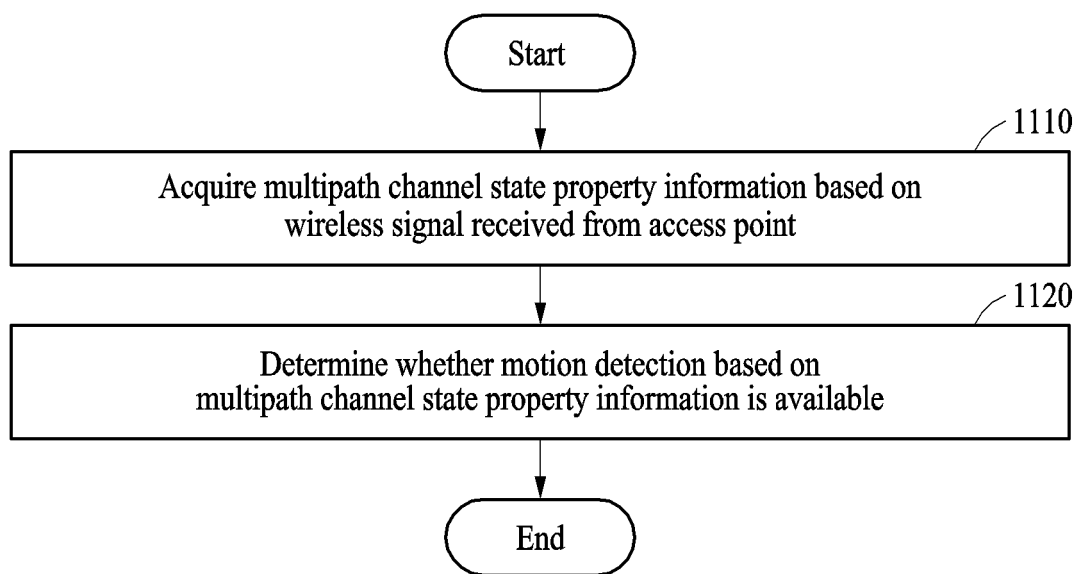


FIG. 11



## INTERNATIONAL SEARCH REPORT

International application No.

PCT/KR2022/010052

<b>A. CLASSIFICATION OF SUBJECT MATTER</b> <b>H04B 17/309(2014.01)i; H04B 17/26(2014.01)i; H04B 7/06(2006.01)i</b> According to International Patent Classification (IPC) or to both national classification and IPC																		
<b>B. FIELDS SEARCHED</b> Minimum documentation searched (classification system followed by classification symbols) H04B 17/309(2014.01); G01S 13/00(2006.01); G01S 5/02(2010.01); G01S 7/292(2006.01); G01S 7/40(2006.01); G01S 7/41(2006.01); G06Q 50/22(2012.01); H04W 48/16(2009.01) Documentation searched other than minimum documentation to the extent that such documents are included in the fields searched Korean utility models and applications for utility models: IPC as above Japanese utility models and applications for utility models: IPC as above Electronic data base consulted during the international search (name of data base and, where practicable, search terms used) eKOMPASS (KIPO internal) & keywords: 액세스 포인트(access point: AP), 멀티 패스 채널 상태 특성 정보(multi-pass channel state characteristic information), 유사도(similarity), 움직임 감지(motion detection)																		
<b>C. DOCUMENTS CONSIDERED TO BE RELEVANT</b> <table border="1"> <thead> <tr> <th>Category*</th> <th>Citation of document, with indication, where appropriate, of the relevant passages</th> <th>Relevant to claim No.</th> </tr> </thead> <tbody> <tr> <td>X</td> <td>US 2021-0173046 A1 (REGANI, Sai Deepika et al.) 10 June 2021 (2021-06-10) See paragraphs [0153], [0194] and [0246]; claims 1, 6-9, 12 and 28; and figure 2.</td> <td>1-15</td> </tr> <tr> <td>A</td> <td>US 2015-0245280 A1 (QUALCOMM INCORPORATED) 27 August 2015 (2015-08-27) See paragraphs [0124]-[0127]; and figure 8.</td> <td>1-15</td> </tr> <tr> <td>A</td> <td>KR 10-1667734 B1 (LG ELECTRONICS INC.) 19 October 2016 (2016-10-19) See paragraphs [0118]-[0125]; and figure 3.</td> <td>1-15</td> </tr> <tr> <td>A</td> <td>KR 10-2018-0087827 A (KOREA INSTITUTE OF SCIENCE AND TECHNOLOGY) 02 August 2018 (2018-08-02) See paragraphs [0050]-[0090]; and figure 4.</td> <td>1-15</td> </tr> <tr> <td>A</td> <td>KR 10-2021-0007238 A (SAMSUNG ELECTRONICS CO., LTD.) 20 January 2021 (2021-01-20) See paragraphs [0130]-[0136]; and figure 10.</td> <td>1-15</td> </tr> </tbody> </table>	Category*	Citation of document, with indication, where appropriate, of the relevant passages	Relevant to claim No.	X	US 2021-0173046 A1 (REGANI, Sai Deepika et al.) 10 June 2021 (2021-06-10) See paragraphs [0153], [0194] and [0246]; claims 1, 6-9, 12 and 28; and figure 2.	1-15	A	US 2015-0245280 A1 (QUALCOMM INCORPORATED) 27 August 2015 (2015-08-27) See paragraphs [0124]-[0127]; and figure 8.	1-15	A	KR 10-1667734 B1 (LG ELECTRONICS INC.) 19 October 2016 (2016-10-19) See paragraphs [0118]-[0125]; and figure 3.	1-15	A	KR 10-2018-0087827 A (KOREA INSTITUTE OF SCIENCE AND TECHNOLOGY) 02 August 2018 (2018-08-02) See paragraphs [0050]-[0090]; and figure 4.	1-15	A	KR 10-2021-0007238 A (SAMSUNG ELECTRONICS CO., LTD.) 20 January 2021 (2021-01-20) See paragraphs [0130]-[0136]; and figure 10.	1-15
Category*	Citation of document, with indication, where appropriate, of the relevant passages	Relevant to claim No.																
X	US 2021-0173046 A1 (REGANI, Sai Deepika et al.) 10 June 2021 (2021-06-10) See paragraphs [0153], [0194] and [0246]; claims 1, 6-9, 12 and 28; and figure 2.	1-15																
A	US 2015-0245280 A1 (QUALCOMM INCORPORATED) 27 August 2015 (2015-08-27) See paragraphs [0124]-[0127]; and figure 8.	1-15																
A	KR 10-1667734 B1 (LG ELECTRONICS INC.) 19 October 2016 (2016-10-19) See paragraphs [0118]-[0125]; and figure 3.	1-15																
A	KR 10-2018-0087827 A (KOREA INSTITUTE OF SCIENCE AND TECHNOLOGY) 02 August 2018 (2018-08-02) See paragraphs [0050]-[0090]; and figure 4.	1-15																
A	KR 10-2021-0007238 A (SAMSUNG ELECTRONICS CO., LTD.) 20 January 2021 (2021-01-20) See paragraphs [0130]-[0136]; and figure 10.	1-15																
<input type="checkbox"/> Further documents are listed in the continuation of Box C. <input checked="" type="checkbox"/> See patent family annex. * Special categories of cited documents: "A" document defining the general state of the art which is not considered to be of particular relevance "D" document cited by the applicant in the international application "E" earlier application or patent but published on or after the international filing date "L" document which may throw doubts on priority claim(s) or which is cited to establish the publication date of another citation or other special reason (as specified) "O" document referring to an oral disclosure, use, exhibition or other means "P" document published prior to the international filing date but later than the priority date claimed "T" later document published after the international filing date or priority date and not in conflict with the application but cited to understand the principle or theory underlying the invention "X" document of particular relevance; the claimed invention cannot be considered novel or cannot be considered to involve an inventive step when the document is taken alone "Y" document of particular relevance; the claimed invention cannot be considered to involve an inventive step when the document is combined with one or more other such documents, such combination being obvious to a person skilled in the art "&" document member of the same patent family																		
Date of the actual completion of the international search <b>19 October 2022</b>	Date of mailing of the international search report <b>20 October 2022</b>																	
Name and mailing address of the ISA/KR <b>Korean Intellectual Property Office          Government Complex-Daejeon Building 4, 189 Cheongsaro, Seo-gu, Daejeon 35208</b> Facsimile No. +82-42-481-8578	Authorized officer  Telephone No.																	

Form PCT/ISA/210 (second sheet) (July 2022)

**INTERNATIONAL SEARCH REPORT**  
**Information on patent family members**

International application No.

**PCT/KR2022/010052**

Patent document cited in search report	Publication date (day/month/year)	Patent family member(s)	Publication date (day/month/year)
US 2021-0173046 A1	10 June 2021	CA 3092082 A1	25 July 2019
		CN 106664265 A	10 May 2017
		CN 106664265 B	01 May 2020
		CN 108700652 A	23 October 2018
		CN 108778106 A	09 November 2018
		CN 108778106 B	07 September 2021
		CN 109073389 A	21 December 2018
		EP 3033862 A1	22 June 2016
		EP 3195541 A2	26 July 2017
		EP 3195541 A4	30 August 2017
		EP 3195541 B1	03 November 2021
		EP 3387849 A1	17 October 2018
		EP 3387849 A4	27 November 2019
		EP 3426137 A1	16 January 2019
		EP 3426137 A4	18 March 2020
		EP 3426148 A1	16 January 2019
		EP 3426148 A4	09 October 2019
		EP 3443300 A1	20 February 2019
		EP 3443300 A4	09 October 2019
		EP 3492944 A1	05 June 2019
		EP 3492944 B1	05 May 2021
		EP 3492945 A1	05 June 2019
		EP 3492946 A1	05 June 2019
		EP 3492946 B1	12 May 2021
		EP 3695783 A1	19 August 2020
		EP 3739356 A1	18 November 2020
		EP 3869219 A1	25 August 2021
		EP 3879298 A2	15 September 2021
		EP 3879298 A3	08 December 2021
		JP 2017-531811 A	26 October 2017
		JP 2019-111321 A	11 July 2019
		JP 2019-130289 A	08 August 2019
		JP 2019-133639 A	08 August 2019
		JP 2019-179020 A	17 October 2019
		JP 2019-506772 A	07 March 2019
		JP 2019-512304 A	16 May 2019
		JP 2019-515703 A	13 June 2019
		JP 2020-065259 A	23 April 2020
		JP 2020-128987 A	27 August 2020
		JP 2020-144115 A	10 September 2020
		JP 2020-203075 A	24 December 2020
		JP 2022-028703 A	16 February 2022
		JP 6623298 B2	18 December 2019
		JP 6688791 B2	28 April 2020
		JP 6900390 B2	07 July 2021
		JP 6931790 B2	08 September 2021
		JP 6971254 B2	24 November 2021
		TW 201521479 A	01 June 2015
		US 10006246 B2	26 June 2018
		US 10009148 B1	26 June 2018

Form PCT/ISA/210 (patent family annex) (July 2022)

**INTERNATIONAL SEARCH REPORT**  
**Information on patent family members**

International application No.

**PCT/KR2022/010052**

Patent document cited in search report	Publication date (day/month/year)	Patent family member(s)	Publication date (day/month/year)
		US 10014982 B1	03 July 2018
		US 10129862 B1	13 November 2018
		US 10168414 B2	01 January 2019
		US 10270642 B2	23 April 2019
		US 10291460 B2	14 May 2019
		US 10327213 B1	18 June 2019
		US 10374863 B2	06 August 2019
		US 10380881 B2	13 August 2019
		US 10397039 B2	27 August 2019
		US 10440705 B2	08 October 2019
		US 10447094 B2	15 October 2019
		US 10476730 B2	12 November 2019
		US 10487544 B2	26 November 2019
		US 10495725 B2	03 December 2019
		US 10609711 B1	31 March 2020
		US 10735298 B2	04 August 2020
		US 10742475 B2	11 August 2020
		US 10833912 B2	10 November 2020
		US 10845463 B2	24 November 2020
		US 10866302 B2	15 December 2020
		US 10948609 B1	16 March 2021
		US 11012285 B2	18 May 2021
		US 11025475 B2	01 June 2021
		US 11035940 B2	15 June 2021
		US 11181486 B2	23 November 2021
		US 2010-0075286 A1	25 March 2010
		US 2015-0033628 A1	05 February 2015
		US 2015-0033629 A1	05 February 2015
		US 2015-0049745 A1	19 February 2015
		US 2015-0049792 A1	19 February 2015
		US 2015-0236848 A1	20 August 2015
		US 2015-0257167 A1	10 September 2015
		US 2015-0312081 A1	29 October 2015
		US 2016-0018508 A1	21 January 2016
		US 2016-0021670 A1	21 January 2016
		US 2016-0081060 A1	17 March 2016
		US 2016-0164669 A1	09 June 2016
		US 2016-0164767 A1	09 June 2016
		US 2016-0205569 A1	14 July 2016
		US 2016-0315797 A1	27 October 2016
		US 2016-0316454 A1	27 October 2016
		US 2017-0188359 A1	29 June 2017
		US 2017-0212210 A1	27 July 2017
		US 2018-0026481 A1	25 January 2018
		US 2018-0131554 A1	10 May 2018
		US 2018-0183650 A1	28 June 2018
		US 2018-0351775 A1	06 December 2018
		US 2018-0365975 A1	20 December 2018
		US 2019-0007256 A1	03 January 2019
		US 2019-0020530 A1	17 January 2019

Form PCT/ISA/210 (patent family annex) (July 2022)

**INTERNATIONAL SEARCH REPORT**  
**Information on patent family members**

International application No.

**PCT/KR2022/010052**

Patent document cited in search report	Publication date (day/month/year)	Patent family member(s)	Publication date (day/month/year)
		US 2019-0028320 A1	24 January 2019
		US 2019-0097865 A1	28 March 2019
		US 2019-0158340 A1	23 May 2019
		US 2019-0166030 A1	30 May 2019
		US 2019-0178980 A1	13 June 2019
		US 2019-0218824 A1	18 July 2019
		US 2019-0327124 A1	24 October 2019
		US 2020-0064444 A1	27 February 2020
		US 2020-0064456 A1	27 February 2020
		US 2020-0182995 A1	11 June 2020
		US 2020-0191913 A1	18 June 2020
		US 2020-0191943 A1	18 June 2020
		US 2020-0202117 A1	25 June 2020
		US 2020-0240175 A1	30 July 2020
		US 2020-0271747 A1	27 August 2020
		US 2020-0271749 A1	27 August 2020
		US 2020-0300972 A1	24 September 2020
		US 2020-0302187 A1	24 September 2020
		US 2020-0319324 A1	08 October 2020
		US 2020-0322868 A1	08 October 2020
		US 2020-0366386 A1	19 November 2020
		US 2020-0397365 A1	24 December 2020
		US 2020-0405223 A1	31 December 2020
		US 2020-0406860 A1	31 December 2020
		US 2020-0408875 A1	31 December 2020
		US 2021-0091866 A1	25 March 2021
		US 2021-0136515 A1	06 May 2021
		US 2021-0136681 A1	06 May 2021
		US 2021-0173045 A1	10 June 2021
		US 2021-0190702 A1	24 June 2021
		US 2021-0190972 A1	24 June 2021
		US 2021-0215788 A1	15 July 2021
		US 2021-0215789 A1	15 July 2021
		US 2021-0232235 A1	29 July 2021
		US 8075316 B2	13 December 2011
		US 9226304 B2	29 December 2015
		US 9313020 B2	12 April 2016
		US 9402245 B2	26 July 2016
		US 9407306 B2	02 August 2016
		US 9559874 B2	31 January 2017
		US 9686054 B2	20 June 2017
		US 9736002 B2	15 August 2017
		US 9781700 B2	03 October 2017
		US 9794156 B2	17 October 2017
		US 9825838 B2	21 November 2017
		US 9882675 B2	30 January 2018
		US 9883511 B1	30 January 2018
		US 9887864 B1	06 February 2018
		US 9900794 B2	20 February 2018
		WO 2015-023895 A1	19 February 2015

Form PCT/ISA/210 (patent family annex) (July 2022)

**INTERNATIONAL SEARCH REPORT**  
**Information on patent family members**

International application No.

**PCT/KR2022/010052**

Patent document cited in search report	Publication date (day/month/year)	Patent family member(s)	Publication date (day/month/year)
		WO 2016-011433 A2	21 January 2016
		WO 2016-011433 A3	24 March 2016
		WO 2017-100706 A1	15 June 2017
		WO 2017-155634 A1	14 September 2017
		WO 2017-156487 A1	14 September 2017
		WO 2017-156492 A1	14 September 2017
		WO 2017-180698 A1	19 October 2017
		WO 2019-143599 A1	25 July 2019
US 2015-0245280 A1	27 August 2015	US 9351224 B2	24 May 2016
KR 10-1667734 B1	19 October 2016	None	
KR 10-2018-0087827 A	02 August 2018	CN 110463294 A	15 November 2019
		CN 110463294 B	30 March 2021
		EP 3557919 A2	23 October 2019
		EP 3557919 A4	05 August 2020
		JP 2020-516859 A	11 June 2020
		JP 6906617 B2	21 July 2021
		KR 10-1954676 B1	06 March 2019
		KR 10-1954677 B1	06 March 2019
		KR 10-2018-0087814 A	02 August 2018
		KR 10-2018-0087818 A	02 August 2018
		KR 10-2018-0087819 A	02 August 2018
		KR 10-2018-0087837 A	02 August 2018
		KR 10-2110813 B1	13 May 2020
		US 10746847 B2	18 August 2020
		US 11275163 B2	15 March 2022
		US 2019-0369205 A1	05 December 2019
		US 2019-0383922 A1	19 December 2019
		US 2020-0033463 A1	30 January 2020
		WO 2018-139771 A2	02 August 2018
		WO 2018-139771 A3	27 September 2018
		WO 2018-139772 A2	02 August 2018
		WO 2018-139772 A3	27 September 2018
		WO 2018-139773 A1	02 August 2018
KR 10-2021-0007238 A	20 January 2021	EP 3966588 A1	16 March 2022
		US 11297464 B2	05 April 2022
		US 2021-0014641 A1	14 January 2021
		WO 2021-006706 A1	14 January 2021

Form PCT/ISA/210 (patent family annex) (July 2022)