



(11)

EP 4 390 010 B1

(12)

EUROPEAN PATENT SPECIFICATION

(45) Date of publication and mention
of the grant of the patent:

16.07.2025 Bulletin 2025/29

(51) International Patent Classification (IPC):

E04G 23/02 ^(2006.01) **E04B 1/74** ^(2006.01)

F24F 13/02 ^(2006.01) **F24F 5/00** ^(2006.01)

E04F 13/00 ^(2006.01) **E04B 1/76** ^(2006.01)

(21) Application number: **23204461.0**

(52) Cooperative Patent Classification (CPC):

E04G 23/0218; E04B 1/76; E04G 23/0237;

F24F 5/0075

(22) Date of filing: **18.10.2023**

(54) **SYSTEM AND METHOD FOR THE SEISMIC CONSOLIDATION, THERMAL INSULATION AND AIR
CONDITIONING OF A STRUCTURE**

SYSTEM UND VERFAHREN ZUR SEISMISCHEN KONSOLIDIERUNG, WÄRMEDÄMMUNG UND
KLIMATISIERUNG EINER STRUKTUR

SYSTÈME ET PROCÉDÉ DE CONSOLIDATION SISMIQUE, D'ISOLATION THERMIQUE ET DE
CLIMATISATION D'UNE STRUCTURE

(84) Designated Contracting States:

**AL AT BE BG CH CY CZ DE DK EE ES FI FR GB
GR HR HU IE IS IT LI LT LU LV MC ME MK MT NL
NO PL PT RO RS SE SI SK SM TR**

Designated Extension States:

BA

(72) Inventors:

- **MENABUE, Giampietro**
41018 San Cesario sul Panaro (Modena) (IT)
- **BARILARI, Nicola**
47921 Rimini (IT)
- **MALAVOLTA, Daniele**
47923 Rimini (IT)
- **ROCCHI, Giorgio**
42020 San Polo D'Enza (Reggio Emilia) (IT)
- **TROMBETTI, Tancredi**
40134 Bologna (IT)

(30) Priority: **20.12.2022 IT 202200026112**

(43) Date of publication of application:

26.06.2024 Bulletin 2024/26

(73) Proprietors:

- **Rocchi, Giorgio**
42020 San Polo D'Enza (RE) (IT)
- **Malavolta, Daniele**
47923 Rimini (IT)
- **Barilari, Nicola**
47923 Rimini (IT)
- **Trombetti, Tancredi**
40134 Bologna (IT)
- **Menabue, Giampietro**
41018 San Cesario sul Panaro (MO) (IT)

(74) Representative: **Casadei, Giovanni**

Bugnion S.p.A.
Via Vellani Marchi, 20
41124 Modena (IT)

(56) References cited:

WO-A1-2010/086886 DE-U- 6 903 716
JP-A- 2012 062 628 KR-B1- 102 107 836

Note: Within nine months of the publication of the mention of the grant of the European patent in the European Patent Bulletin, any person may give notice to the European Patent Office of opposition to that patent, in accordance with the Implementing Regulations. Notice of opposition shall not be deemed to have been filed until the opposition fee has been paid. (Art. 99(1) European Patent Convention).

Description

[0001] The present invention relates to a system and a method for the seismic consolidation, air conditioning and thermal insulation of buildings.

[0002] In particular, the system and the method according to the present invention allow to obtain: (a) an anti-seismic consolidation of a building through the systematic reinforcement of the building envelope adapted to impart an overall seismic-resistant box-like behaviour thereto, (b) a thermal insulation and, (c) a particularly efficient air conditioning of the building.

[0003] Currently, interventions for the anti-seismic consolidation of a building have considerable complexity and a rather high cost and in most cases no type of integration with the energy efficiency and air conditioning of the construction.

[0004] Regarding the seismic reinforcement of the existing structure, the methodological approach is to make an outer structural envelope of reinforced concrete (or similar), which is much more rigid compared to the horizontal actions of the existing structures, and therefore capable of absorbing most of the seismic actions instead of the latter. Regarding the thermal insulation, the methodological approach is to make an insulating element (for energy efficiency) on the outer portion of the newly built structural envelope. Regarding the air conditioning, the methodological approach is to make the new air conditioning system (typically of the radiant wall type) by means of a special heating/cooling system placed inside the reinforced concrete (or similar) envelope and/or at the interface between such an envelope and the existing structure.

[0005] It should be noted that the current seismic strengthening techniques do not address the problem of obtaining thermal insulation of the building and implementing an effective air conditioning system in an integrated manner. In addition, the traditional seismic consolidation systems and the creation of new air conditioning systems require invasive operations within existing buildings.

[0006] An example of prior art reinforcing system is disclosed in document JP2012062628. An example of prior art conditioning system is disclosed in document WO2010/086886.

[0007] The proposed system, on the other hand, is simple to implement and does not require invasive interventions therein. In fact, an advantage of the present invention is constituted by the fact that the execution of the works (seismic reinforcement and thermal insulation and new air conditioning and/or heating) occurs starting from the outer portion of the building without the need to clear it during the operations.

[0008] Another advantage of the present invention is that it can be applied to a variety of cases: masonry and/or stone buildings, buildings with a frame-reinforced cement-based conglomerate structure with different types of infills.

[0009] Additional features and advantages of the present invention will become more apparent from the following detailed description of an embodiment of the invention in question, illustrated by way of non-limiting example in the appended figures, in which:

- figure 1 shows a sectional view, executed on a horizontal plane, of a first embodiment of the system for the seismic consolidation, the thermal insulation and the air conditioning of buildings according to the present invention;
- figure 2 shows a sectional view on plane A-A of figure 1;
- figure 3 shows a second embodiment of the system according to the present invention;
- figure 4 shows a third embodiment of the system according to the present invention;
- figure 5 shows a sectional view on plane B-B of figure 4.

[0010] With reference to the appended figures, 1 denotes overall an anti-seismic system.

[0011] In particular, the system (1) according to the present invention is applied to a structure (S).

[0012] The term "structure" is meant to indicate buildings and/or parts of buildings (e.g., the walls), on which to carry out a specific anti-seismic consolidation, thermal insulation and new air conditioning. For example, the term "structure" can mean a masonry wall, both load-bearing and infill.

[0013] The system according to the present invention comprises one or more panels (2), arranged to be fixed to the structure (S).

[0014] In an advantageous use of the system according to the present invention, the structure (S) extends vertically and could be, for example, the outer wall of a building. The panels (2) can be, merely by way of example, insulating panels, of the type used to make the outer covers with a thermal insulation function. Such panels comprise a layer of thermal insulating material, for example polystyrene, and can be provided with an outer surface arranged, for example with a metal mesh, to allow the laying of a layer of plaster.

[0015] Preferably, but not necessarily, the system according to the present invention comprises a plurality of panels (2), mutually juxtaposed to form a surface substantially parallel to the structure (S). Preferably, the panels (2) form a vertical surface.

[0016] Each panel (2) can be fixed to the structure (S) by means of one or more fixing elements (3). Such fixing elements (3) are structured to allow an effective connection, i.e., the fixing of the panels (2) to the structure (S), maintaining a gap (G) between the latter and the panels (2).

[0017] For example, each fixing element (3) comprises a box-like portion (31) with a "C" profile, open on at least one side. The box-like portion (31) can possibly be provided with holes or slots arranged at a predefined spa-

cing. In the embodiment depicted, the box-like portion (31) has a "C" section, but other shapes would be possible, for example a tubular shape or the like. Each fixing means (3) further comprises one or more brackets (32) configured to allow the fixing of the box-like portion (31) to the structure (S). Advantageously, the brackets (32) also allow to adjust the inclination of the box-like portion (31) so that it is substantially vertical. The brackets (32) can be fixed to the structure (S) by means of dowels or other equivalent means. A panel (2) can be fixed to a head surface (31a) of the box-like portion (31), placed at a certain distance (d) from the structure (S). Such a distance (d) substantially defines the thickness of the gap (G), i.e., the distance between an inner surface of the panel (2) and the structure (S).

[0018] The system according to the present invention further comprises an exoskeleton (4), located inside the gap (G) and provided with anchoring means (5) to allow the fixing to the structure (S). In a preferred but not exclusive embodiment, the exoskeleton (4) comprises a reinforcement (6a) resistant to traction, i.e., resistant to tensile stresses. For example, the reinforcement (6a) is made of metal mesh or other material. The exoskeleton (4) further comprises a cast (6b) of a suitable structural material, such as a cement-based conglomerate or similar. Preferably, the reinforcement (6a) is incorporated in the cast (6b).

[0019] Another possible, but not exclusive embodiment, envisages that the exoskeleton (4) arranged inside the gap (G) and the fixing elements (3) are effectively connected to each other by means of horizontal reinforcement irons of appropriate diameter and spacing, to be positioned through holes or slots already arranged in the box-like portions (31).

[0020] The anchoring means (5) comprises for example mechanical and/or chemical dowels, which can be partially inserted in the structure (S). The anchoring means (5) can be distributed variously with respect to the structure (S). In the event of a structure (S) comprising curbs, slabs and/or load-bearing beams, the anchoring means (5) will be distributed mainly along such load-bearing elements, but also at the infills and/or pillars. In the event of a masonry structure (S), the anchoring means (5) can be distributed in a widespread manner, with greater density at the slabs.

[0021] The exoskeleton (4), constrained to the structure (S) by the anchoring means (5), considerably reinforces and consolidates the structure (S). The exoskeleton (4) is fixed outside the structure (S), so that the building supported by the structure (S) can be used without particular drawbacks during all the installation operations of the anti-seismic system. Furthermore, the panels (2), which enclose the exoskeleton (4) on the outer side, allow to achieve a thermal insulation of the structure (S).

[0022] The cast (6b) is arranged inside the gap (G). The cast (6b) adheres to the structure (S) and the panels (2) and incorporates therein the first structure (6a) pre-

viously positioned inside the gap (G), creating an extremely solid reinforcement of the building envelope in reinforced concrete. The preferred mesh configuration of the reinforcement (6a), and the hollow shape of the fixing elements (3), in particular of the box-like portions (31), allows the cast (6b) to substantially completely incorporate all the structural components of the system. The cast (6b) also allows the use of a reinforcement (6a) comprising several mutually separate structural elements, for example in the form of metal mesh panels or similar substantially flat panels, which are constrained to each other by the concrete casting itself, and possibly also by the horizontal reinforcement irons of appropriate diameter and spacing, to be positioned through the holes or slots already arranged in the box-like portions (31).

[0023] The system according to the present invention is also provided with an air conditioning device (7) positioned inside the gap, or interposed between said one or more panels (2) and the structure (S) so as to make wall air conditioning. In particular, the air conditioning device (7) is integrated in the cast (6b).

[0024] In a possible embodiment, the air conditioning device (7) is placed in contact with the outer surface of the structure (S) at the interface between the existing structure and the exoskeleton (4).

[0025] In another possible embodiment, the air conditioning device (7) may not be directly in contact with the outer surface of the structure (S) but included inside the cast (6b) of the exoskeleton (4).

[0026] In both embodiments, the air conditioning device (7) is regardless isolated from the external environment by means of the panels (2) and the cast (6b). The thermal input of the air conditioning device (7) is thus substantially directed towards the structure (S), allowing an effective and efficient thermal regulation also by means of the special design of the panels (2) and the cast (6b).

[0027] The air conditioning device (7) is substantially a heating, and/or cooling device positioned within the proposed system, so as to optimise the energy efficiency of the structure.

[0028] In a possible embodiment, the air conditioning device (7) comprises electric heating elements. For example, the electric heating elements comprise electrical tapes and/or cables of known type, typically powered at low voltage. In this embodiment, the heating elements are preferably applied to the outer surface of the structure (S), by means of mechanical and/or chemical anchors known in the art. The use of electric heating elements is particularly suitable for use in combination with photovoltaic and high-efficiency electricity generation systems.

[0029] In another possible embodiment, the air conditioning device (7) comprises fluid thermal elements. For example, the thermal elements comprise serpentine ducts and/or fluid circulation panels, connected to a thermal regulation circuit of an operating fluid. The serpentine ducts, the fluid circulation panels and the thermal regulation circuit are known in the art, and comprise, for

example, a boiler and/or a heat pump for heating and cooling the operating fluid. In this embodiment, the thermal elements are preferably connected to the structure (S) by means of mechanical connectors known in the art, which are then included in the cast (6b). Preferably, but not necessarily, the system according to the present invention comprises a thermally conductive layer (8), interposed between the structure (S) and the air conditioning device (7). The thermally conductive layer (8) is preferably applied to the outer surface of the structure (S), and constrained to the latter by fixing means of known type. The thermally conductive layer (8) allows to evenly distribute the thermal input of the air conditioning device (7), so that the entire structure (S) receives the effect thereof substantially uniformly. Various examples of materials suitable for making the thermally conductive layer (8) are known in the art, and will thus not be described in greater detail.

[0030] The consolidation and air conditioning of a building can be achieved with the method comprising the following steps.

[0031] The method provides as a first activity that of fixing the air conditioning device (7) to the structure (S) and/or inside the gap (G) according to the usual techniques in the art for the type of air conditioning adopted. If present, the thermally conductive layer (8) is fixed to the structure (S) before the installation of the air conditioning device (7).

[0032] Subsequently, the method envisages positioning the reinforcement (6a) with respect to the structure (S). Such a step initially envisages positioning the fixing elements (3), for all or part of the height of the structure (S). Preferably, the fixing elements (3) are positioned, by means of the brackets (32), so that the box-like portions (31) are oriented vertically. Subsequently, the method envisages fixing the reinforcement (6a) associated to the structure (S) by the anchoring means (5). The anchoring means (5) can be configured to connect the reinforcement (6a) directly to the structure (S) and/or to the fixing elements (3).

[0033] As already underlined, the reinforcement (6a) could be a single body or, preferably, comprise distinct structural elements, possibly connected by means of reinforcement irons or similar elements of appropriate diameter and spacing, to be positioned through the holes or slots already arranged in the box-like portions (31). Each structural element is connected to the structure (S) by the anchoring means (5).

[0034] Subsequently, the method envisages associating one or more panels (2) to the structure (S), so as to make said gap (G). This occurs by fixing each panel (2) to one or more fixing elements (3), so that the reinforcement (6a) is located inside the gap (G) defined between the panels (2) and the structure (S). In the embodiment depicted, each panel (2) is fixed to the head surface (31a) of one or more box-like portions (31).

[0035] In a subsequent step, the cast (6b) of structural material, such as a cement-based conglomerate or si-

milar, is introduced into the gap (G), comprised between the structure (S) and the panels (2), in which the reinforcement (6a) and the air conditioning device (7) are arranged.

[0036] Preferably, but not necessarily, the installation of the panels (2) and the cast (6b) are carried out in layers. In particular, the panels (2) can be installed by successive layers or levels, in which each level is formed by mutually juxtaposing the necessary panels, and in which the next level is formed above the previous one, proceeding from the bottom upwards. In such a case, the fixing elements (3) can also be connected to the structure (S) following the sequence of the layers of panels (2). Upon completion of a first layer or level of panels (2), which is located at the lower level with respect to all the subsequent layers or levels, it is possible to introduce a cast (6b) which, having to fill a gap (G) of relatively limited height (equal to the height of the first layer or level of panels (2)), is more easily arranged within all the free spaces of the gap (G) and without giving rise to excessive thrusting and spreading of the panels (2). Once the first cast (6b) has been completed, a second layer or level of panels (2) can be installed, upon completion of which a second cast (6b) is introduced, above the previous one, and so on until the envisaged layers or levels are completed.

[0037] The system according to the present invention achieves important advantages. In fact, the system according to the present invention makes it possible to obtain seismically safe and thermally insulated structures, which are also provided with effective air conditioning systems. The system is also relatively simple and fast to implement. As is evident from the description above, the installation of the system occurs outside the structure or building on which the intervention is performed. This allows to continue with the normal planned activities inside the building.

Claims

1. A system for the static and seismic consolidation, thermal insulation and air conditioning of a structure (S), comprising:

one or more panels (2);
one or more fixing elements (3), structured to allow the fixing of the panels (2) to the structure (S), maintaining a gap (G);
an exoskeleton (4), comprising a reinforcement (6a) and a cast (6b), located inside the gap (G);
anchoring means (5), arranged to allow the fixing to the structure (S);
characterized in that
an air conditioning device (7) is placed inside the gap (G) between said one or more panels (2) and the structure (S).

2. The system according to claim 1, wherein the air

conditioning device (7) is placed in contact with an outer surface of the structure (S).

3. The anti-seismic system according to claim 1, wherein the air conditioning device (7) is included in the cast (6b). 5
4. The anti-seismic system according to one of the preceding claims, wherein the air conditioning device (7) comprises electric heating elements. 10
5. The anti-seismic system according to one of the preceding claims, wherein the air conditioning device (7) comprises fluid thermal elements.
6. The system according to one of the preceding claims, wherein the panels (2) comprise a thermal insulator.
7. The system according to one of the preceding claims, wherein said reinforcement (6a) comprises a mesh made of metal or other material. 20
8. The system according to one of the preceding claims, comprising a thermally conductive layer (8) interposed between the structure (S) and the air conditioning device (7). 25
9. The system according to one of the preceding claims, wherein each fixing element (3) comprises a box-like portion (31), open on at least one side so as to allow the inflow and filling of the cast (6b), and a bracket (32), arranged to fix the box-like portion (31) to the structure (S), allowing to adjust an inclination of the box-like portion (31). 30
10. The system according to one of the preceding claims, wherein the exoskeleton (4) comprises two or more structural elements, connected to each other by means of horizontal reinforcements. 40
11. A method for the consolidation, thermal insulation and air conditioning of buildings comprising a structure (S) and a system according to one of the preceding claims, said method comprising the following steps: 45

associating an air conditioning device (7) to the structure (S);
 connecting one or more fixing elements (3) to the structure (S);
 connecting an exoskeleton (4) to the structure (S);
 connecting one or more panels (2) to the structure (S), fixing said one or more panels (2) to said one or more fixing elements (3), so as to form a gap (G) between the panels (2) and the structure (S) which contains the exoskeleton (4) and the 50

air conditioning device (7);
 introducing the cast (6b) into the gap (G).

12. The method according to claim 11, wherein the step of connecting one or more panels (2) to the structure (S) includes arranging the panels (2) by successive layers or levels, proceeding from the bottom upwards, and wherein, upon completion of the connection of each layer or level of panels (2), a cast (6b) is introduced inside the gap (G).

Patentansprüche

1. System zur statischen und seismischen Konsolidierung, Wärmedämmung und Klimatisierung einer Struktur (S), umfassend:
 ein oder mehrere Paneele (2);
 ein oder mehrere Befestigungselemente (3), die strukturiert sind, um das Befestigen der Paneele (2) an der Struktur (S) unter Beibehaltung eines Spalts (G) zu erlauben;
 ein Außenskelett (4), umfassend eine Verstärkung (6a) und einen Guss (6b), befindlich innerhalb des Spalts (G);
 Verankerungsmittel (5), die angeordnet sind, um das Befestigen an der Struktur (S) zu erlauben,
dadurch gekennzeichnet, dass
 eine Klimatisierungsvorrichtung (7) innerhalb des Spalts (G) zwischen dem einen oder den mehreren Paneelen (2) und der Struktur (S) platziert ist. 35
2. System nach Anspruch 1, wobei die Klimatisierungsvorrichtung (7) in Kontakt mit einer äußeren Oberfläche der Struktur (S) platziert ist.
3. Erdbebensicheres System nach Anspruch 1, wobei die Klimatisierungsvorrichtung (7) im Guss (6b) eingeschlossen ist. 40
4. Erdbebensicheres System nach einem der vorhergehenden Ansprüche, wobei die Klimatisierungsvorrichtung (7) elektrische Heizelemente umfasst. 45
5. Erdbebensicheres System nach einem der vorhergehenden Ansprüche, wobei die Klimatisierungsvorrichtung (7) fluidthermische Elemente umfasst. 50
6. System nach einem der vorhergehenden Ansprüche, wobei die Paneele (2) einen Wärmedämmstoff umfassen.
7. System nach einem der vorhergehenden Ansprüche, wobei die Verstärkung (6a) ein Maschengewebe umfasst, das aus Metall oder anderem Material 55

besteht.

8. System nach einem der vorhergehenden Ansprüche, umfassend eine thermisch leitfähige Schicht (8), die zwischen der Struktur (S) und der Klimatisierungsvorrichtung (7) eingesetzt ist. 5
9. System nach einem der vorhergehenden Ansprüche, wobei ein jedes Befestigungselement (3) einen kastenähnlichen Abschnitt (31) umfasst, der auf mindestens einer Seite offen ist, sodass das Einströmen und Füllen des Gusses (6b) ermöglicht wird, und einen Bügel (32), der angeordnet ist, um den kastenähnlichen Abschnitt (31) an der Struktur (S) zu befestigen, wobei eine Neigung des kastenähnlichen Abschnitts (31) justiert werden kann. 10 15
10. System nach einem der vorhergehenden Ansprüche, wobei das Außenskelett (4) zwei oder mehrere strukturelle Elemente umfasst, die miteinander mittels horizontaler Verstärkungen verbunden sind. 20
11. Verfahren zur Konsolidierung, Wärmedämmung und Klimatisierung von Gebäuden, umfassend eine Struktur (S) und ein System nach einem der vorhergehenden Ansprüche, wobei das Verfahren die folgenden Schritte umfasst: 25
 - Assoziieren einer Klimatisierungsvorrichtung (7) mit der Struktur (S); 30
 - Verbinden von einem oder mehreren Befestigungselementen (3) mit der Struktur (S);
 - Verbinden eines Außenskeletts (4) mit der Struktur (S);
 - Verbinden von einem oder mehreren Paneelen (2) mit der Struktur (S), Befestigen des einen oder der mehreren Paneele (2) an dem einen oder den mehreren Befestigungselementen (3), sodass ein Spalt (G) zwischen den Paneelen (2) und der Struktur (S), die das Außenskelett (4) und die Klimatisierungsvorrichtung (7) enthält, gebildet wird; 35 40
 - Einführen des Gusses (6b) in den Spalt (G).
12. Verfahren nach Anspruch 11, wobei der Schritt zum Verbinden des einen oder der mehreren Paneele (2) mit der Struktur (S) das Anordnen der Paneele (2) durch aufeinanderfolgende Schichten oder Ebenen von unten nach oben einschließt, und wobei nach der Fertigstellung der Verbindung einer jeden Schicht oder Ebene der Paneele (2) ein Guss (6b) in den Spalt (G) eingeführt wird. 45 50

Revendications 55

1. Système de consolidation statique et sismique, d'isolation thermique et de climatisation d'une structure

(S), comprenant :

un ou plusieurs panneaux (2) ;
 un ou plusieurs éléments de fixation (3), structurés pour permettre la fixation des panneaux (2) à la structure (S), en maintenant un espace (G) ;
 un exosquelette (4), comprenant un renfort (6a) et un moulage (6b), situé à l'intérieur de l'espace (G) ;
 des moyens d'ancrage (5), agencés pour permettre la fixation à la structure (S) ;
caractérisé en ce
qu'un dispositif de climatisation (7) est placé à l'intérieur de l'espace (G) entre ledit ou lesdits panneaux (2) et la structure (S).

2. Système selon la revendication 1, dans lequel le dispositif de climatisation (7) est placé en contact avec une surface extérieure de la structure (S).
3. Système antisismique selon la revendication 1, dans lequel le dispositif de climatisation (7) est inclus dans le moulage (6b).
4. Système antisismique selon l'une des revendications précédentes, dans lequel le dispositif de climatisation (7) comprend des éléments chauffants électriques.
5. Système antisismique selon l'une des revendications précédentes, dans lequel le dispositif de climatisation (7) comprend des éléments thermiques fluides.
6. Système selon l'une des revendications précédentes, dans lequel les panneaux (2) comprennent un isolant thermique.
7. Système selon l'une des revendications précédentes, dans lequel ledit renfort (6a) comprend un treillis en métal ou en un autre matériau.
8. Système selon l'une des revendications précédentes, comprenant une couche thermiquement conductrice (8) interposée entre la structure (S) et le dispositif de climatisation (7).
9. Système selon l'une des revendications précédentes, dans lequel chaque élément de fixation (3) comprend une portion en forme de boîte (31), ouverte sur au moins un côté de manière à permettre l'entrée et le remplissage du moulage (6b), et un support (32), agencé pour fixer la portion en forme de boîte (31) à la structure (S), permettant de régler une inclinaison de la portion en forme de boîte (31).
10. Système selon l'une des revendications précédentes

tes, dans lequel l'exosquelette (4) comprend deux ou plusieurs éléments structurels, reliés les uns aux autres au moyen de renforts horizontaux.

11. Procédé de consolidation, d'isolation thermique et de climatisation de bâtiments comprenant une structure (S) et un système selon l'une des revendications précédentes, ledit procédé comprenant les étapes suivantes :

associer un dispositif de climatisation (7) à la structure (S) ;
 relier un ou plusieurs éléments de fixation (3) à la structure (S) ;
 connecter un exosquelette (4) à la structure (S) ;
 connecter un ou plusieurs panneaux (2) à la structure (S), fixer ledit ou lesdits panneaux (2) audit ou auxdits éléments de fixation (3), de manière à former un espace (G) entre les panneaux (2) et la structure (S) qui contient l'exosquelette (4) et le dispositif de climatisation (7) ;
 introduire le moulage (6b) dans l'espace (G).

12. Procédé selon la revendication 11, dans lequel l'étape consistant à connecter un ou plusieurs panneaux (2) à la structure (S) inclut l'agencement des panneaux (2) par couches ou niveaux successifs, en procédant du bas vers le haut, et dans lequel, à la fin de la connexion de chaque couche ou niveau de panneaux (2), un moulage (6b) est introduit à l'intérieur de l'espace (G).

10

15

20

25

30

35

40

45

50

55

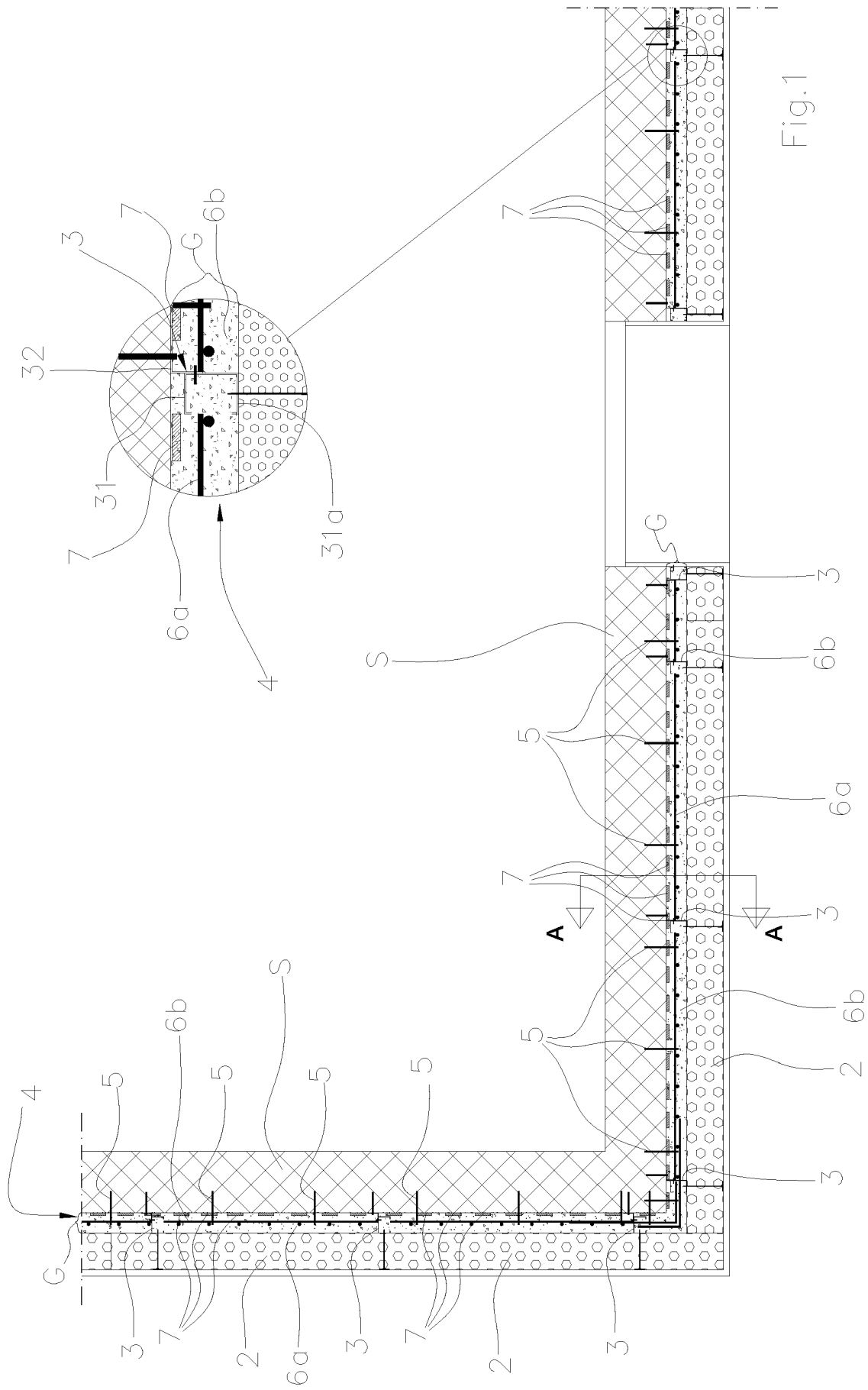


Fig.1

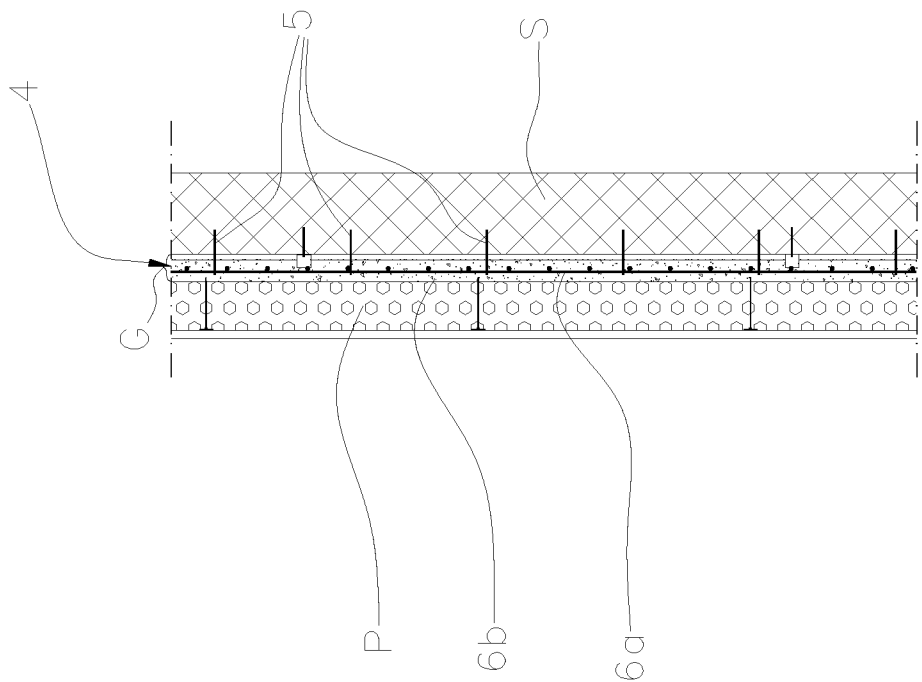
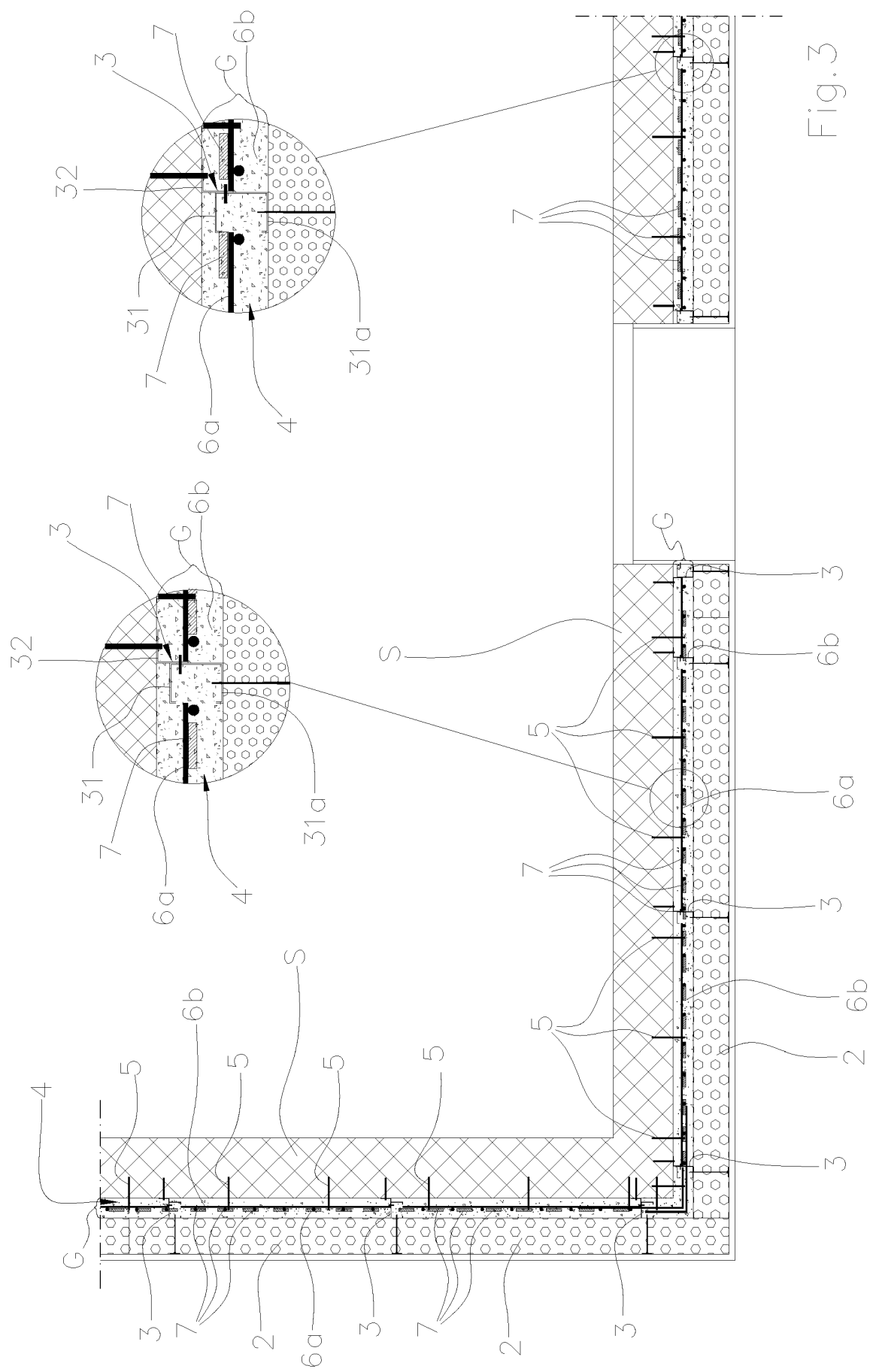


Fig. 2



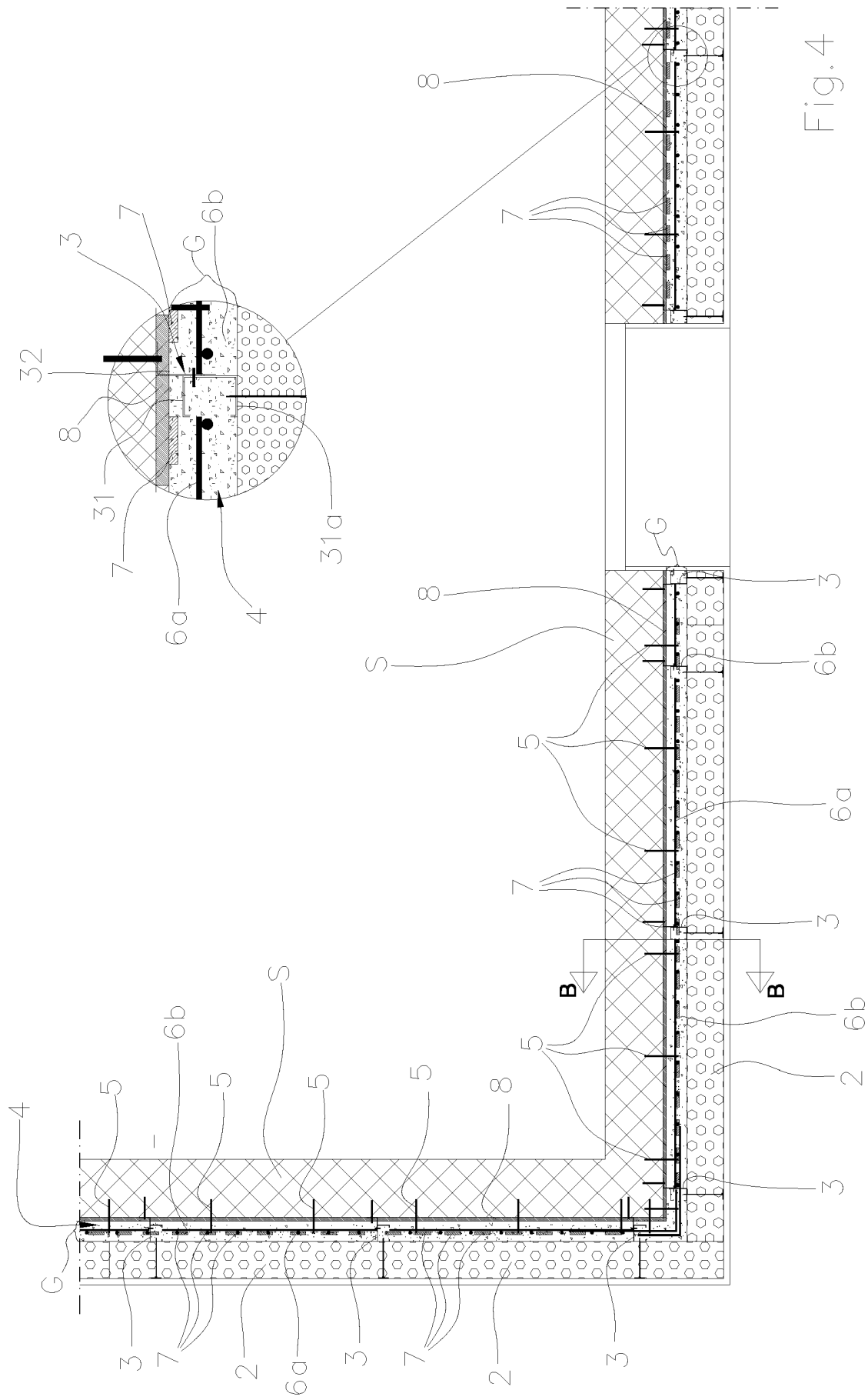


Fig. 4

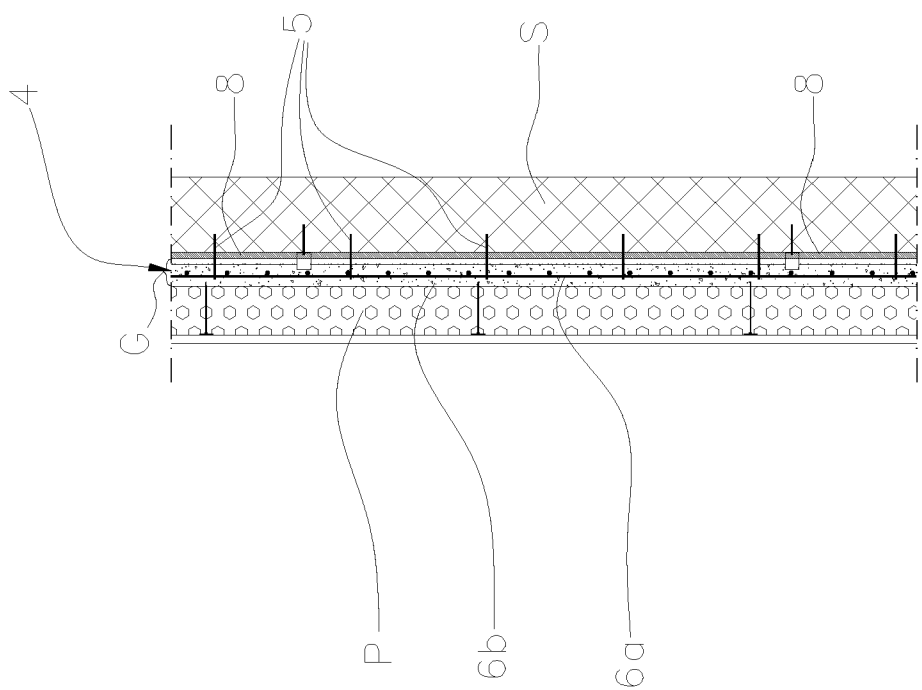


Fig. 5

REFERENCES CITED IN THE DESCRIPTION

This list of references cited by the applicant is for the reader's convenience only. It does not form part of the European patent document. Even though great care has been taken in compiling the references, errors or omissions cannot be excluded and the EPO disclaims all liability in this regard.

Patent documents cited in the description

- JP 2012062628 B [0006]
- WO 2010086886 A [0006]