



(11) **EP 4 473 855 A1**

(12) **EUROPEAN PATENT APPLICATION**

(43) Date of publication:
11.12.2024 Bulletin 2024/50

(21) Application number: **23178478.6**

(22) Date of filing: **09.06.2023**

(51) International Patent Classification (IPC):
A41B 1/10 (2006.01) **A41D 27/08** (2006.01)
A41F 1/00 (2006.01) **A44B 17/00** (2006.01)
A44B 99/00 (2010.01) **A47G 21/16** (2006.01)

(52) Cooperative Patent Classification (CPC):
A41F 1/00; A41B 1/10; A41D 27/08; A41F 1/004;
A44B 17/0017; A44B 17/0035; A44B 17/0041;
A44B 17/0058; A44B 17/0064; A44B 99/00;
A47G 21/167

(84) Designated Contracting States:
AL AT BE BG CH CY CZ DE DK EE ES FI FR GB
GR HR HU IE IS IT LI LT LU LV MC ME MK MT NL
NO PL PT RO RS SE SI SK SM TR
Designated Extension States:
BA
Designated Validation States:
KH MA MD TN

(71) Applicant: **DesRuisseaux, Ann**
Palm Beach, FL 33480 (US)

(72) Inventor: **DesRuisseaux, Ann**
Palm Beach, FL 33480 (US)

(74) Representative: **Brand Murray Fuller LLP**
50 Eastcastle Street
London W1W 8EA (GB)

(54) **ADHESIVE FABRIC FASTENER**

(57) An adhesive fabric fastener for temporary securing two pieces of fabric or an object to a piece of fabric. In one embodiment, the fastener can be a snap assembly which can include a ball and socket members each associated with adhesive for temporarily securing the ball and socket members to the fabric/objects. In one non-limiting use the fastener can be used to close or reduce the gap created between buttons on a buttoned shirt and such that the fastener is not seen in use. No modification or alteration to the piece of fabric or garment is required for securing the fastener. In another embodiment the fastener can be a cord secured at one end to adhesive tape and at its other end to another piece of adhesive tape.

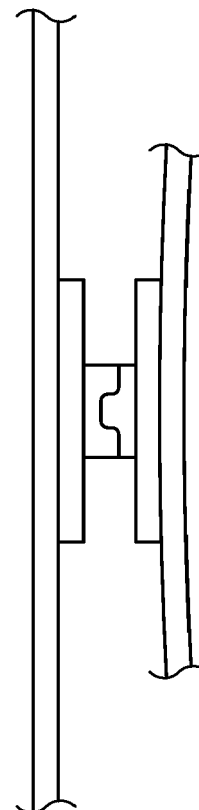


FIG. 1

EP 4 473 855 A1

Description

FIELD OF THE DISCLOSURE

[0001] The disclosure relates generally to fabric fasteners and particularly to novel fabric fasteners that can be hidden from view in use and does not require alteration of the fabric for attaching the fastener.

BACKGROUND

[0002] There is a need for a fabric fastener that provides a temporary, inexpensive, quick, convenient, removable, flexible and discreet method to fasten two pieces of fabric together or fabric to objects without the need to permanently alter the fabric.

[0003] Existing methods to fasten fabric to other fabric or to objects fail to accomplish the above as they: (1) require alteration of the fabric, such as sewing, cutting, which can be laborious, inconvenient and permanent; (2) penetrate the fabric, which may damage the fabric; (3) work only on certain fabrics, such as shirts with hidden panels; (4) require the use of magnets, which may be expensive, present choke hazards for children, and present medical risks to individuals suffering from certain health conditions (see Science "Magnets May Pose Serious Risks For Patients With Pacemakers And ICDs," ScienceDaily, 30 November 2006, and www.sciencedaily.com/releases/2006/11/061130081343.htm and "Gastrointestinal Injuries from Magnet Ingestion in Children" <http://www.cdc.gov/mmwr/pre-view/mmwrhtml/mm5548a3.htm>); (5) are rigid and require the fabric to lie flat against the other fabric or object, thereby preventing virtually any space to exist between the two pieces of fabric or fabric and the object.

[0004] Additionally, shirts, skirts or dresses that are closed with a row of buttons, snaps, or other fasteners allow the shirt to gap in the areas between the existing fasteners. Garments, including shirts that have been fastened by a row of stationary buttons, snaps and other fabric fasteners, are unable to properly fit all shapes and sizes.

[0005] The present disclosure describes a novel fastener overcoming these current shortcomings.

SUMMARY

[0006] The present disclosure provides for a novel fabric fastener. The described fastener preferably uses a paper-backed adhesive tape (either self adhesive or heat fusible) with a method to fasten fabric (e.g., a snap, button, string, cord, wire, or other method or mechanism that may be used to fasten fabric). This unique combination for the fastener provides a flexible hold to temporarily and quickly secure fabric to fabric or fabric to objects in a manner that does not require alteration of the fabric and regardless of the type or construction of the fabric.

[0007] In one embodiment, the adhesive fabric fasten-

er includes a paper-backed self adhesive or heat fusible tape firmly attached to each part of a two-part snap button or snap assembly. The stud (male member) and corresponding socket (female receiving member) of the snap button or snap assembly are each firmly attached to a piece of self adhesive or heat fusible tape by either an adhesive or a pronged cap. The user firmly attaches one piece of tape (which is firmly attached to either the stud or socket of the snap) to the fabric. The other piece of tape, (which is firmly attached to the corresponding stud or socket of the snap) is firmly attached to the other piece of fabric or object. The user connects the two parts of the snap to securely fasten the fabric to the other fabric or object.

[0008] In a modification or alternative embodiment, the fabric fastener can include a string, cord, metal wire or chain, plastic string chain, rope or other similar material (collectively referred to as "cord") to securely fasten two pieces of fabric together or fabric to an object. Each end of the cord is attached to a paper-backed self adhesive or heat fusible tape. Fabric becomes firmly attached to another piece of fabric or other object when the user firmly attaches the tape located at one end of the cord to the fabric and the tape located at the other end of the cord to the other piece of fabric or object.

[0009] In another embodiment, the fabric can be attached to another piece of fabric or object by use of a single piece of paper-backed self adhesive tape that is attached to a string, cord, metal wire or chain, plastic string chain, rope or other similar material (collectively referred to as "cord") that is capable of enveloping or encircling the other piece of fabric or other object. The cord is attached to the tape by adhesive, tying, twisting or other method to secure the other piece of fabric or object.

[0010] Exemplary applications for embodiments of the disclosed fastener invention include, without limitation:

(1) To secure two pieces of fabric on the same garment, including the following non-limiting examples:

a. To secure the gap that may exist between two preexisting buttons or other fasteners on the panel of a shirt, skirt, or dress. Shirts, skirts or dresses that are closed with a row of stationary buttons, snaps, or other fasteners are unable to properly fit all shapes and sizes. This can allow the shirt to gap in the areas between the existing fasteners;

b. To secure the top of a shirt at a location different from existing prefabricated and stationary/fixed (with respect to the shirt or other garment) buttons. As mentioned above, conventional garments, including shirts that have been fastened by a row of stationary buttons, snaps and other fabric fasteners, are unable to properly fit all shapes and sizes. This can result in limited options for securing the garment in a particular

location, including for a person who may want the garment to reveal more or less of their skin. The disclosed adhesive fabric fastener permits the wearer to customize the location that the top of the shirt or dress will be closed when the wearer does not want to close the shirt or dress at the location of any preexisting button;

c. To secure the bottom of a shirt tucked into pants to the pants to prevent shirt tails from spreading apart or the shirt from becoming untucked and coming out of the pants;

d. To secure a shirt collar to the shirt without the need of magnets or alterations;

e. To temporarily tighten the waist of a shirt by folding the fabric of the shirt, which thereby slenders the fit of the shirt and prevents the shirt from appearing baggy; and

f. To act as a temporary replacement for a missing prefabricated button on a garment;

(2) To secure two articles of clothing together, including the following non-limiting examples:

a. To secure a bra strap to a garment to prevent the bra strap from falling off the shoulder or from peeking out behind the shoulder straps of the garment;

b. To secure a strapless bra to a garment to prevent the strapless bra from slipping;

c. To secure shirt tails and the back of a shirt to a pair of pants to prevent the shirt from bulging or becoming partly or fully untucked; and

d. To secure a shawl or wrap to a shirt or other garment.

(3) To secure fabric to objects, including the following non-limiting examples:

a. To attach a name tag to a garment without the need for pins that may damage the fabric and without the need for magnets that may be contraindicated for individuals with certain health conditions;

b. To secure any decorative object to a garment, including objects traditionally fastened by a pin;

c. To secure a tablecloth to a table, to prevent the tablecloth from slipping off the table or flying away; and

d. To secure a table skirt, banner or other ornamentation to a tablecloth.

[0011] Thus, the described novel adhesive fabric fastener provides for a quick, temporary, inexpensive and discreet method to secure two pieces of fabric together and to secure objects to fabric without the need for: (1) sewing or cutting, which can be laborious, inconvenient and permanent; (2) the use of pins or other objects that penetrate and may damage the fabric; or (3) the use of

magnets that can be expensive, contraindicated for individuals suffering from certain health conditions.

[0012] The securement of the fastener to the fabric(s) and/or object(s) can be of a removable nature or a permanent nature.

[0013] Other systems, methods, features and advantages of the disclosure will be, or will become, apparent to one of ordinary skill in the art upon examination of the following figures and the entire description. It is intended that all such additional systems, methods, features and advantages be included within this description and this summary, be within the scope of the disclosure.

BRIEF DESCRIPTION OF THE DRAWINGS

[0014]

FIG. 1 is a side view of a first embodiment for the novel fabric fastener of the current disclosure shown attached to two pieces of fabric

FIG. 2 is an exploded perspective view of the fabric fastener of FIG. 1;

FIG. 3 is an exploded perspective view of the fabric fastener of FIG. 1;

FIG. 4A is a side view of an alternative embodiment for the fabric fastener in accordance with the disclosure;

FIG. 4B is a side view of another alternative embodiment for the fabric fastener in accordance with the disclosure;

FIG. 5 is a perspective view of the fabric fastener as described in FIG. 4A;

FIG. 6 is a front/perspective view of a portion of a typical garment with gaping present;

FIG. 7A is a perspective view showing the fabric fastener of FIG. 1;

FIG. 7B is a perspective view showing the fabric fastener of FIG. 4A;

FIG. 8 is a front/perspective view of the garment of FIG. 6 with the disclosed fabric fastener placed between two preexisting buttons to prevent gaping between the buttons and at the bottom of the garment after the last preexisting button to prevent the bottom of the shirt from spreading or gaping apart (the fasteners are represented by rectangles for illustrations purposes and in use would not be seen from the front of the garment).

FIG. 9 is a view of a shirt worn open at a location different from the preexisting button through use of one of the novel disclosed fabric fasteners (the fastener is represented by a rectangle for illustration purposes and in use would not be seen from the front of the shirt);

FIG. 10 is a perspective view of a button panel where the disclosed adhesive fabric fastener is placed where a preexisting button is missing;

FIG. 11 is a perspective view of a shirt where the disclosed adhesive fabric fastener is securing a col-

lar to a shirt;

FIG. 12 is a front view of the disclosed adhesive fabric fastener securing excess fabric of a shirt (the fastener is represented by a dashed rectangle for illustration purposes and in use would not be seen from the back of the shirt;

FIG. 13 is a front view of the disclosed adhesive fabric fastener securing a bra strap to a garment (the fasteners are represented by a dashed rectangle for illustration purposes and in use would not be seen from the front or back of the garment;

FIG. 14 is a front view of the disclosed adhesive fabric fastener securing the ends of a shawl or wrap around an individual (the fasteners are represented by a dashed rectangle/square for illustration purposes and in use would not be seen from the front of the shawl);

FIG. 15 is a front view of the disclosed adhesive fabric fastener securing a shirt in place inside pants, including the shirt tails and the back of a shirt into a pair of pants (the fasteners are represented by a dashed rectangle for illustration purposes and in use would not be seen from the back of the pants);

FIG. 16 is a front view of the disclosed adhesive fabric fastener securing a shawl or wrap or other fabric to a dress or shirt (the fasteners are represented by a dashed rectangle/square for illustration purposes and in use would not be seen from the front of the shawl);

FIG. 17 is a front view of the disclosed adhesive fabric fastener securing a badge or name tag to a garment without the needs for pins that may damage fabric (the fasteners are represented by a dashed rectangle/square for illustration purposes and in use would not be seen from the front of the shirt/badge);

FIG. 18 is a front view of the adhesive fabric fastener securing any decorative object to a garment, including objects traditionally fastened by a pin with the fastener hidden behind the decorative object;

FIG. 19 is a perspective view of the disclosed adhesive fabric fasteners securing a tablecloth to a table to prevent slipping or fly-away (the fasteners are represented by a dashed rectangle/square for illustration purposes and in use would not be seen);

FIG. 20 is a perspective view of the disclosed adhesive fabric fastener securing a table skirt to a covered table (the fasteners are represented by dashed or undashed rectangle/squares for illustration purposes and in use would not be seen); and

FIG. 21A, FIG. 21B and FIG. 21C are front views of the disclosed adhesive fabric fastener showing several versions of strapless bras being fastened to a garment (the fasteners are represented by a rectangles for illustration purposes and in use would not be seen from the front of the garment).

DETAILED DESCRIPTION

[0015] The various embodiments can be better understood with reference to the following drawings and description. The components in the figures are not necessarily to scale, emphasis instead being placed upon illustrating the principles of the embodiment. Moreover, in the figures, like reference numerals, if provided, designate corresponding parts throughout the different views.

[0016] FIG. 1 illustrates a first embodiment for the fabric fastener shown attached to two pieces of fabric, with only portions of the fabrics shown. The paper-backed self adhesive or heat fusible tape attaches to the garment. Firmly attached to the tape by either pronged cap or adhesive is a snap stud or corresponding snap socket. It is to be understood that various adhesive materials and/or processes may be employed to attach the snap button to the adhesive tape. The combination of the snap stud with the snap socket is used to secure two pieces of fabric together or an object to fabric.

[0017] FIG. 2 illustrates the fabric fastener as described in FIG. 1 depicting the components of the snap button attached to the adhesive tape by an adhesive.

[0018] FIG. 3 illustrates the fabric fastener as described in FIG. 1 depicting the components of snap button attached to the adhesive tape by a pronged cap.

[0019] FIG. 4 illustrates an alternative embodiment for the fabric fastener shown attached to fabric, with only portions of the fabric(s) shown. In Figure v. 1 the fabric fastener uses a string, cord, metal chain, plastic chain, rope or other similar material ((collectively referred to as "cord") that is firmly attached at each end to a paper-backed self adhesive or heat fusible fabric tape to secure two pieces of fabric together or fabric to an object. In Figure v.2 a single piece of paper-backed self adhesive tape that is attached to a string, cord, metal wire or chain, plastic chain, or other similar material (collectively referred to as "cord") is used that is capable of enveloping or encircling the other piece of fabric or other object. The cord is attached to the tape by adhesive, tying or other twisting.

[0020] In another modification or embodiment, the fabric can be attached to another piece of fabric or other object by use of a single piece of paper-backed self adhesive tape that is attached to a string, cord, metal wire or chain, plastic chain, rope or other similar material (collectively referred to as "cord") that is capable of enveloping or encircling the other piece of fabric or other object. The cord is attached to the tape by adhesive, tying or other twisting.

[0021] FIG. 5 illustrates the fabric fastener as described in FIG. 4 depicting the string, cord, metal chain, plastic chain, rope or other link firmly attached at each end to a paper-backed self adhesive or heat fusible fabric tape.

[0022] FIG. 6 illustrates a typical garment with gaping present between prefabricated buttons and gaping existing after the last button.

[0023] FIG. 7 illustrates the fabric fastener described in FIG. 1 (top) and FIG. 4 (bottom) depicting the placement of the adhesive fabric fastener between two existing buttons on a garment thereby securing a first panel to a second panel of a garment's button panel (e.g., the buttons of a shirt, skirt or dress) in a manner that is not visible from a front view of the garment, particularly when the garment is worn by the wearer.

[0024] FIG. 8 illustrates the garment, as described in FIG. 6, after one of the disclosed adhesive fabric fasteners is placed between two preexisting buttons to prevent gaping between the buttons and at the bottom of the garment after the last preexisting button to prevent the bottom of the shirt from spreading or gaping apart.

[0025] FIG. 9 illustrates a shirt worn open at a location different from the preexisting button through use of one of the above described fabric fastener embodiments to permit the wearer to customize the location that the top of the shirt will be closed when the wearer does not want to close the shirt at the location of either preexisting button.

[0026] FIG. 10 illustrates a button panel where one of the disclosed adhesive fabric fasteners is placed where a preexisting button is missing.

[0027] FIG. 11 illustrates a shirt where one of the disclosed adhesive fabric fasteners is securing a collar to a shirt.

[0028] FIG. 12 illustrates one of the disclosed adhesive fabric fasteners securing excess fabric of a shirt to temporarily tighten the garment thereby avoiding a baggy appearance.

[0029] FIG. 13 illustrates one of the disclosed adhesive fabric fasteners securing a bra strap to a garment.

[0030] FIG. 14 illustrates one of the disclosed adhesive fabric fasteners securing the ends of a shawl or wrap around an individual.

[0031] FIG. 15 illustrates one of the disclosed adhesive fabric fasteners securing a shirt in place inside pants, including the shirt tails and the back of a shirt into a pair of pants.

[0032] FIG. 16 illustrates one of the disclosed adhesive fabric fasteners securing a shawl or wrap or other fabric to a dress or shirt.

[0033] FIG. 17. Illustrates one of the disclosed adhesive fabric fasteners securing a badge or name tag to a garment without the needs for pins that may damage fabric.

[0034] FIG. 18 illustrates one of the disclosed adhesive fabric fasteners securing any decorative object to a garment, including objects traditionally fastened by a pin.

[0035] FIG. 19 illustrates a plurality of one or more of the disclosed adhesive fabric fasteners securing a tablecloth to a table to prevent slipping or fly-away (i.e. picnic table, etc.).

[0036] FIG. 20 illustrates a plurality of one or more of the disclosed adhesive fabric fasteners securing a table skirt to a covered table.

[0037] FIG. 21 illustrates one of the disclosed adhesive fabric fasteners securing several versions of a strapless

bra to a garment.

[0038] Disclosed herein is an adhesive fabric fastener comprising: a two-part snap button, comprising of stud and corresponding socket, comprised of metal, plastic, wood or other material that are each firmly attached to a piece of paper-backed self-adhesive or heat fusible tape (hereinafter "tape"). The components of the snap button are attached to the tape by either an adhesive or pronged cap. The piece of tape may be of varying widths and lengths. The user attaches one piece of tape, which is attached to either the stud or socket, to fabric. The user attaches the other piece of tape, which is attached to the corresponding stud or socket, to the other fabric or object. When snapped together, the adhesive fabric fastener provides a temporary, flexible, discreet and removable method for securing two pieces of fabric together or fabric to an object.

[0039] In another aspect or embodiment, the adhesive fabric fastener comprises a string, cord, metal chain, plastic string or chain, rope or other similar material (collectively referred to as "cord") firmly attached at each end to a piece of paper-backed self-adhesive or heat fusible tape. The piece of tape may be of varying widths and lengths to secure two pieces of fabric together or a fabric to an object.

[0040] The user attaches one piece of tape, which is attached to one end of the cord, to the fabric. The fabric is attached to the other fabric or object when the user attaches the other piece of tape, which is attached to the other end of the cord, to the other fabric or object. The adhesive fabric fastener provides a temporary, flexible, discreet and removable method for securing two pieces of fabric together or fabric to an object.

[0041] In another aspect or embodiment, the fabric is attached to another piece of fabric or other object by use of a single piece of paper-backed self-adhesive tape that is attached to a string, cord, metal wire or chain, plastic string or chain, rope or other similar material (collectively referred to as "cord") that is capable of enveloping or encircling the other piece of fabric or other object to secure the fabric to the other fabric or object. The cord is attached to the tape by adhesive, tying, twisting or other method to secure the other fabric or object.

[0042] The fabric fastener may secure a first panel to a second panel of a garment's button panel (e.g., the buttons of a shirt, skirt or dress), including between two preexisting buttons, snaps or other closure devices or below the lowest preexisting button, snaps, or other closure devices in a manner that is not visible from a front view of the garment.

[0043] The fabric fastener may be placed between two preexisting buttons, snaps, or other closure devices to prevent the shirt from gaping open between the two pre-fabricated buttons.

[0044] The fabric fastener may be placed between two preexisting buttons, snaps, or other closure device to permit the wearer to customize the location that the top of the shirt will be closed when the wearer does not want

to close the shirt at the location of either preexisting button.

[0045] The fabric fastener may be placed below the lowest prefabricated button, snaps or other closure device to prevent the bottom of the shirt from spreading or gaping apart. 5

[0046] The fabric fastener may be placed where a pre-existing button, snap or other closure device is missing to provide a temporary solution when a button is lost or damaged. 10

[0047] The fabric fastener may secure a collar to a shirt.

[0048] The fabric fastener may secure excess fabric of a shirt to temporarily tighten the garment thereby avoiding a baggy appearance.

[0049] The fabric fastener may secure a bra strap to a garment. 15

[0050] The fabric fastener may secure a shawl, wrap or other garment around an individual.

[0051] The fabric fastener may be removable attached for securing one garment to another garment in a temporary manner and that is not visible from a front view of the top garment. 20

[0052] The fabric fastener may secure a strapless bra to a garment.

[0053] The fabric fastener may secure a shirt that is tucked inside of pants to the pants, including the shirt tails and the back of the shirt to the pants. 25

[0054] The fabric fastener may secure a shawl, wrap or other fabric to a dress or shirt.

[0055] The fabric fastener may secure the fabric to an object in manner that is not visible from a front view of the object. 30

[0056] The fabric fastener may secure a badge or name tag to a garment without the need for pins that may damage fabric or magnets that may pose a health risk to certain individuals. 35

[0057] The fabric fastener may secure any decorative object to a garment, including objects traditionally fastened by a pin.

[0058] The fabric fastener may secure a tablecloth to a table to prevent slipping or fly-away. 40

[0059] The fabric fastener may secure a table skirt, banner or other decorative item to a covered table.

[0060] The following clauses also provide non-limiting exemplary embodiments of the present invention: 45

1. An adhesive secured temporary fabric fastener, comprising:

a first portion of a fastening member, the first portion having a first back surface, said first portion adapted for securement to a piece of fabric; a second portion of the fastening member; a first piece of paper-backed self-adhesive or heat fusible tape provided at the first back surface; 50

wherein in use the first portion is non-permanently secured to the piece of fabric by the first

self-adhesive or heat fusible tape and the second portion is non-permanently secured to the piece of fabric or the object.

2. The adhesive secured temporary fabric fastener of clause 1, wherein the second portion has a second back surface, said second portion adapted for securement to a piece of fabric or an object and wherein a second piece of paper-backed self-adhesive or heat fusible tape is provided at the second back surface such that the second portion is non-permanently secured to the piece of fabric or the object by the second self-adhesive or heat fusible tape and the piece of fabric is secured to the piece of fabric or the object by securing the first portion to the second portion.

3. The adhesive secured temporary fabric fastener of clause 1 or 2 wherein the fastening member is a two-part snap button with the first portion comprising a stud member and the second portion comprising a socket member for receipt of the stud member in use.

4. The adhesive secured temporary fabric fastener of clause 3 wherein the stud member is secured to the first self-adhesive or heat fusible tape by a first prong member and the socket member is secured to the second self-adhesive or heat fusible tape by a second prong member.

5. The adhesive secured temporary fabric fastener of clause 1 or 2 wherein the first portion is a first end of a cord and the second portion is a second end of the cord.

6. The adhesive secured temporary fabric fastener of clause 1, wherein:

the fastening member comprises a cord and wherein the first portion of the fastening member is a first end of the cord and the second portion of the fastening member is a second end of the cord;

the first piece of paper-backed self-adhesive or heat fusible tape is permanently secured to the first end of the cord; and

a second piece of paper-backed self-adhesive or heat fusible tape is permanently secured to the second end of the cord.

wherein in use the first end of the cord is non-permanently secured to the piece of fabric by the first self-adhesive or heat fusible tape and the second end of the cord is non-permanently secured to the piece of fabric or the object by the second self-adhesive or heat fusible tape causing the piece of fabric is secured to the piece of fabric or the object.

7. The adhesive secured fabric temporary fastener of clause 1, wherein:

the fastening member comprises a cord and wherein the first portion of the fastening member is a first end of the cord and the second portion of the fastening member is a second end of the cord; and

the first piece of paper-backed self-adhesive or heat fusible tape permanently secured to the first end of the cord;

wherein in use the first end of the cord is non-permanently secured to the piece of fabric by the first self-adhesive or heat fusible tape and the second end of the cord is wrapped around the piece of fabric or the object and then secured to the first self-adhesive or heat fusible tape causing the piece of fabric is secured to the piece of fabric or the object.

8. The adhesive secured fabric fastener of clause 1, comprising:

a second section of the fastening member, the second section having a second back surface, the second section adapted for securement to a second portion of the piece of fabric; and a second piece of paper-backed self-adhesive or heat fusible tape provide at the second back surface;

wherein in use the first section is secured to the first portion of the piece of fabric by the first self-adhesive or the heat fusible tape and the second section is secured to the second portion of the piece of fabric by the second self-adhesive or the heat fusible tape and an area of the piece of fabric at or adjacent to the first portion is secured to an area of the piece of fabric at or adjacent to the second portion by securing the first section to the second section;

wherein the piece of fabric is a button down shirt having a plurality of buttons and a plurality of button holes with the buttons spaced apart along a portion of a first side of the shirt and the button holes spaced apart along a portion of a second side of the shirt, wherein when the shirt is buttoned the portion of the second side of the shirt overlaps the portion of the first side of the shirt such that at least some of the buttons and associated button holes are aligned with each other, wherein in buttoned configuration for the shirt the first section is secured to the first side of the shirt between two adjacent buttons and the second section is secured to an internal area of the second side of the shirt between two button holes associated with the two adjacent buttons such that the fastening member is hidden from view in use and helps to reduce or eliminate any gap created between the adjacent buttons and associated two button holes.

9. The adhesive secured temporary fabric fastener of clause 8 wherein the fastening member is a two-part snap button with the first section comprising a stud member and the second section comprising a socket member for receipt of the stud member in use.

10. The adhesive secured temporary fabric fastener of clause 9 wherein the stud member is secured to the first self-adhesive or the heat fusible tape by a first prong member and the socket member is secured to the second self-adhesive or the heat fusible tape by a second prong member.

11. The adhesive secured temporary fabric fastener of clause 8 wherein the first section is a first end of a cord and the second section is a second end of the cord.

12. The adhesive secured temporary fabric fastener of any one of clauses 1 to 11 wherein securement of the fastening member to the piece of fabric or object is achieved without any alterations or piercing of the fabric or the object.

13. The adhesive secured temporary fabric fastener of any one of clauses 1 to 12 wherein the piece of fabric is a garment and the object is a decorative object or an identification/name badge.

14. The adhesive secured temporary fabric fastener of any one of clauses 1 to 13 wherein the piece of fabric is a tablecloth and the object is a table, or wherein the piece of fabric is a table skirt or banner and the object is a covered table.

15. The adhesive secured temporary fabric fastener of any one of clauses 1 to 14 wherein the fastening member is hidden from view during use.

[0061] It should be understood that the exemplary embodiments described herein should be considered in a descriptive sense only and not for purposes of limitation. Descriptions of features or aspects within each embodiment should typically be considered as available for other similar features or aspects in other embodiments. While one or more embodiments have been described with reference to the figures, it will be understood by those of ordinary skill in the art that various changes in form and details may be made therein without departing from their spirit and scope.

[0062] All components and parts of the described adhesive fabric fastener and their locations, attachment or securement mechanisms, fastening mechanisms, dimensions, values, materials, shapes, etc. discussed above or shown in the drawings, if any, are merely by way of example and are not considered limiting and other component(s) and their locations, attachment or securement mechanisms, fastening mechanisms, dimensions, values, materials, shapes, etc. can be chosen and used and all are considered within the scope of the disclosure.

[0063] Additionally, the disclosure is not considered limited to the fabrics, garments or objects discussed above and/or shown in the drawings and use of one or more of the disclosed adhesive fabric fasteners with other

fabrics, garments or objects is also considered within the scope of the disclosure.

[0064] Unless feature(s), part(s), component(s), characteristic(s) or function(s) described in the specification or shown in the drawings for a claim element, claim step or claim term specifically appear in the claim with the claim element, claim step or claim term, then the inventor does not consider such feature(s), part(s), component(s), characteristic(s) or function(s) to be included for the claim element, claim step or claim term in the claim when and if the claim element, claim step or claim term is interpreted or construed. Similarly, with respect to any "means for" elements in the claims, the inventor considers such language to require only the minimal amount of features, components, steps, or parts from the specification to achieve the function of the "means for" language and not all of the features, components, steps or parts describe in the specification that are related to the function of the "means for" language.

[0065] The benefits, advantages, solutions to problems, and any element(s) that may cause any benefit, advantage, or solution to occur or become more pronounced are not to be construed as a critical, required, or essential features or elements of any or all the claims.

[0066] While the adhesive fabric fastener has been described and disclosed in certain terms and has disclosed certain embodiments or modifications, persons skilled in the art who have acquainted themselves with the disclosure, will appreciate that it is not necessarily limited by such terms, nor to the specific embodiments and modification disclosed herein. Thus, a wide variety of alternatives, suggested by the teachings herein, can be practiced without departing from the spirit of the disclosure, and rights to such alternatives are particularly reserved and considered within the scope of the disclosure.

Claims

1. An adhesive secured temporary fabric fastener, comprising:

a first portion of a fastening member, the first portion having a first back surface, said first portion adapted for securement to a piece of fabric;
a second portion of the fastening member;
a first piece of paper-backed self-adhesive or heat fusible tape provided at the first back surface;
wherein in use the first portion is non-permanently secured to the piece of fabric by the first self-adhesive or heat fusible tape and the second portion is non-permanently secured to the piece of fabric or the object.

2. The adhesive secured temporary fabric fastener of claim 1, wherein the second portion has a second back surface, said second portion adapted for se-

curement to a piece of fabric or an object and wherein a second piece of paper-backed self-adhesive or heat fusible tape is provided at the second back surface such that the second portion is non-permanently secured to the piece of fabric or the object by the second self-adhesive or heat fusible tape and the piece of fabric is secured to the piece of fabric or the object by securing the first portion to the second portion.

3. The adhesive secured temporary fabric fastener of claim 1 or 2 wherein the fastening member is a two-part snap button with the first portion comprising a stud member and the second portion comprising a socket member for receipt of the stud member in use.

4. The adhesive secured temporary fabric fastener of claim 3 wherein the stud member is secured to the first self-adhesive or heat fusible tape by a first prong member and the socket member is secured to the second self-adhesive or heat fusible tape by a second prong member.

5. The adhesive secured temporary fabric fastener of claim 1 or 2 wherein the first portion is a first end of a cord and the second portion is a second end of the cord.

6. The adhesive secured temporary fabric fastener of claim 1, wherein:

the fastening member comprises a cord and wherein the first portion of the fastening member is a first end of the cord and the second portion of the fastening member is a second end of the cord;

the first piece of paper-backed self-adhesive or heat fusible tape is permanently secured to the first end of the cord; and

a second piece of paper-backed self-adhesive or heat fusible tape is permanently secured to the second end of the cord.

wherein in use the first end of the cord is non-permanently secured to the piece of fabric by the first self-adhesive or heat fusible tape and the second end of the cord is non-permanently secured to the piece of fabric or the object by the second self-adhesive or heat fusible tape causing the piece of fabric is secured to the piece of fabric or the object.

7. The adhesive secured fabric temporary fastener of claim 1, wherein:

the fastening member comprises a cord and wherein the first portion of the fastening member is a first end of the cord and the second portion of the fastening member is a second end of the

cord; and
 the first piece of paper-backed self-adhesive or heat fusible tape permanently secured to the first end of the cord;
 wherein in use the first end of the cord is non-permanently secured to the piece of fabric by the first self-adhesive or heat fusible tape and the second end of the cord is wrapped around the piece of fabric or the object and then secured to the first self-adhesive or heat fusible tape causing the piece of fabric is secured to the piece of fabric or the object.

8. The adhesive secured fabric fastener of claim 1, comprising:

a second section of the fastening member, the second section having a second back surface, the second section adapted for securement to a second portion of the piece of fabric; and
 a second piece of paper-backed self-adhesive or heat fusible tape provide at the second back surface;

wherein in use the first section is secured to the first portion of the piece of fabric by the first self-adhesive or the heat fusible tape and the second section is secured to the second portion of the piece of fabric by the second self-adhesive or the heat fusible tape and an area of the piece of fabric at or adjacent to the first portion is secured to an area of the piece of fabric at or adjacent to the second portion by securing the first section to the second section;

wherein the piece of fabric is a button down shirt having a plurality of buttons and a plurality of button holes with the buttons spaced apart along a portion of a first side of the shirt and the button holes spaced apart along a portion of a second side of the shirt, wherein when the shirt is buttoned the portion of the second side of the shirt overlaps the portion of the first side of the shirt such that at least some of the buttons and associated button holes are aligned with each other, wherein in buttoned configuration for the shirt the first section is secured to the first side of the shirt between two adjacent buttons and the second section is secured to an internal area of the second side of the shirt between two button holes associated with the two adjacent buttons such that the fastening member is hidden from view in use and helps to reduce or eliminate any gap created between the adjacent buttons and associated two button holes.

9. The adhesive secured temporary fabric fastener of claim 8 wherein the fastening member is a two-part snap button with the first section comprising a stud member and the second section comprising a socket

member for receipt of the stud member in use.

10. The adhesive secured temporary fabric fastener of claim 9 wherein the stud member is secured to the first self-adhesive or the heat fusible tape by a first prong member and the socket member is secured to the second self-adhesive or the heat fusible tape by a second prong member.
11. The adhesive secured temporary fabric fastener of claim 8 wherein the first section is a first end of a cord and the second section is a second end of the cord.
12. The adhesive secured temporary fabric fastener of any one of claims 1 to 11 wherein securement of the fastening member to the piece of fabric or object is achieved without any alterations or piercing of the fabric or the object.
13. The adhesive secured temporary fabric fastener of any one of claims 1 to 12 wherein the piece of fabric is a garment and the object is a decorative object or an identification/name badge.
14. The adhesive secured temporary fabric fastener of any one of claims 1 to 13 wherein the piece of fabric is a tablecloth and the object is a table, or wherein the piece of fabric is a table skirt or banner and the object is a covered table.
15. The adhesive secured temporary fabric fastener of any one of claims 1 to 14 wherein the fastening member is hidden from view during use.

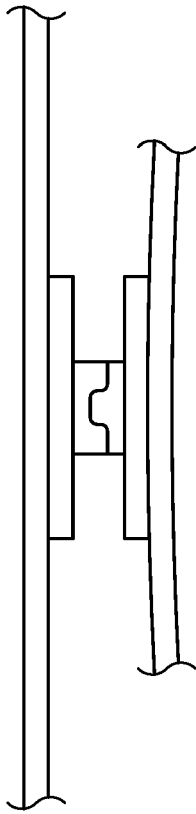


FIG. 1

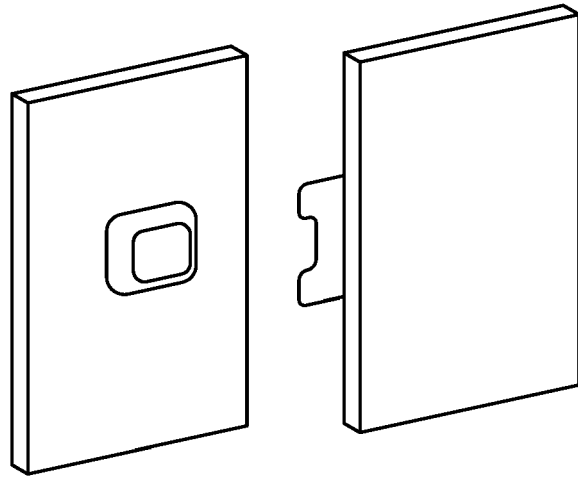


FIG. 2




FIG. 3

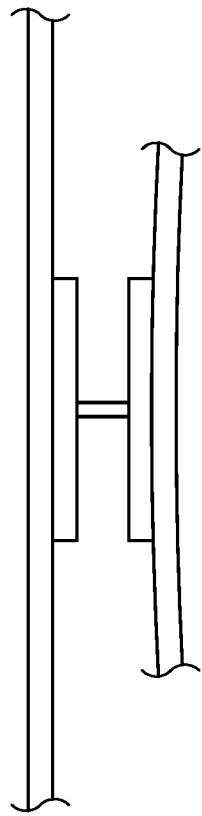


FIG. 4A

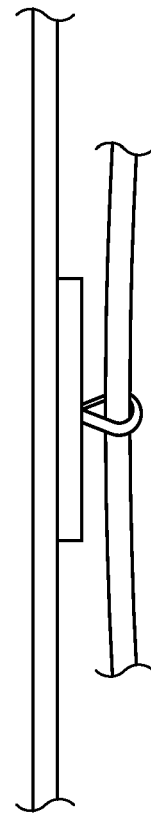


FIG. 4B

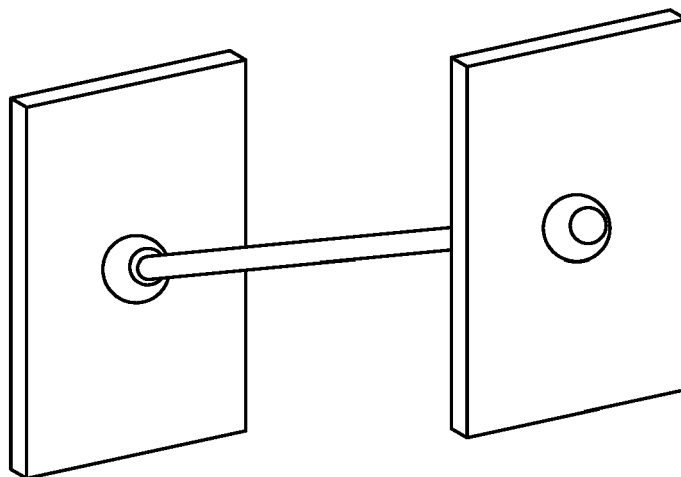


FIG. 5

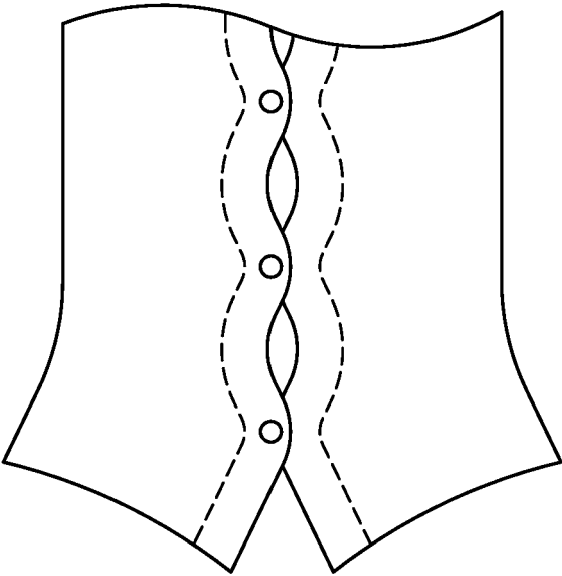


FIG. 6

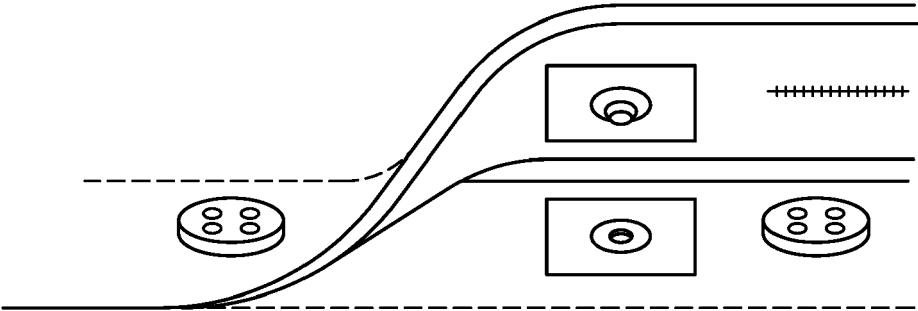


FIG. 7A

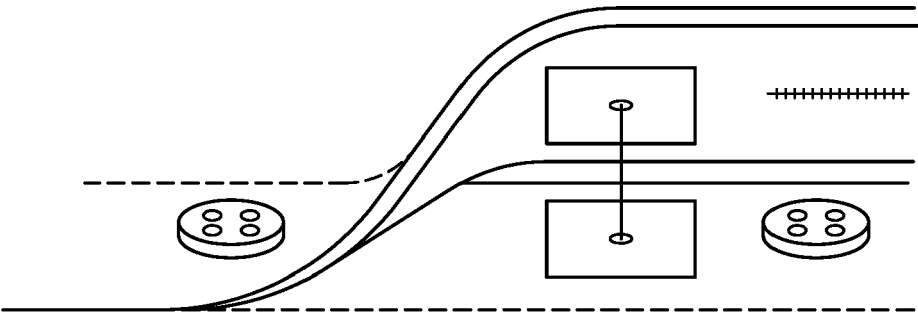


FIG. 7B

FIG. 7

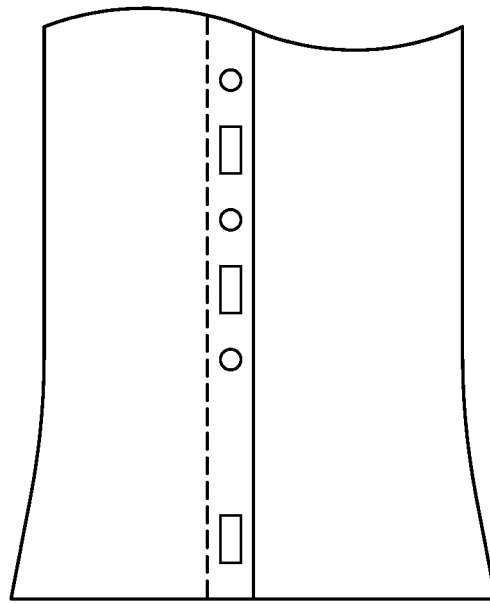


FIG. 8

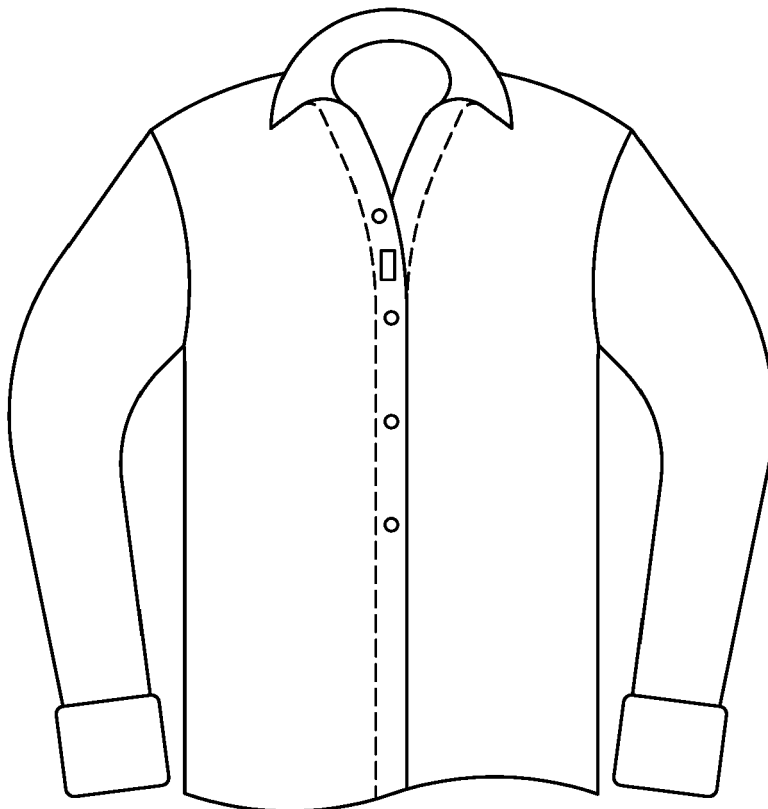


FIG. 9

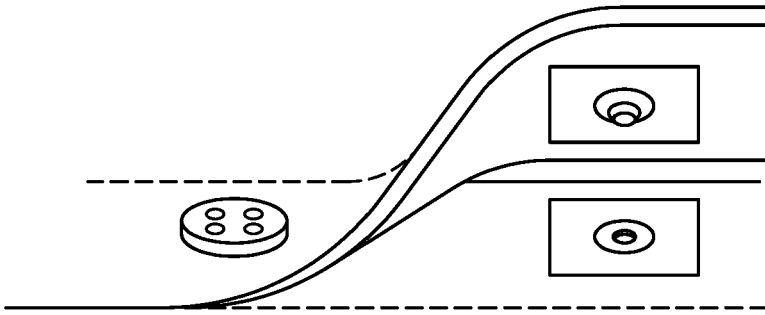


FIG. 10

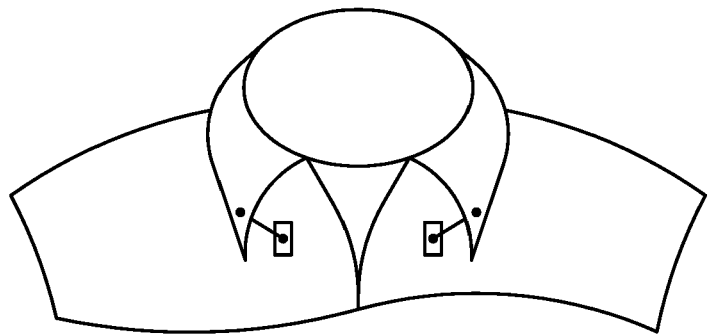


FIG. 11

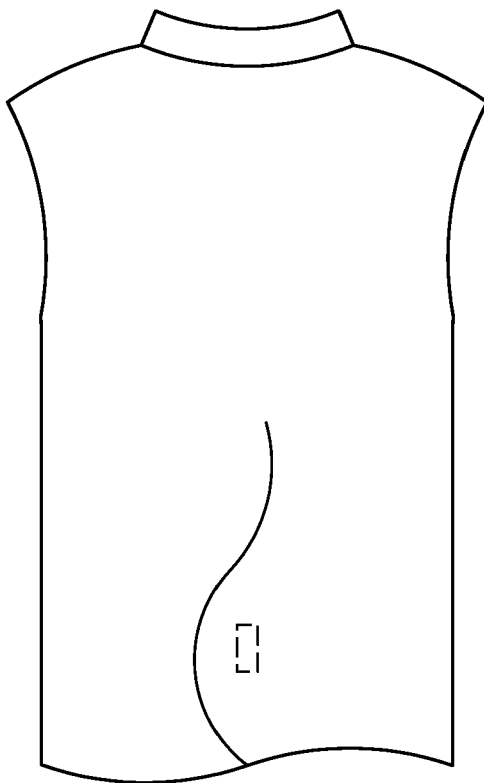


FIG. 12

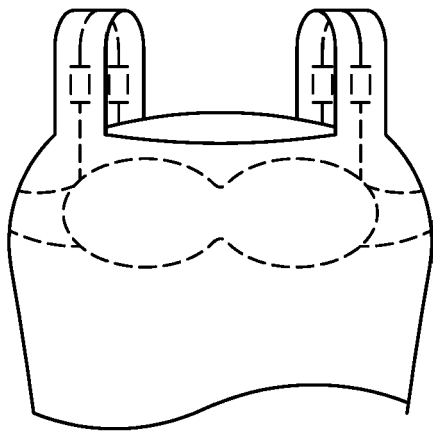


FIG. 13

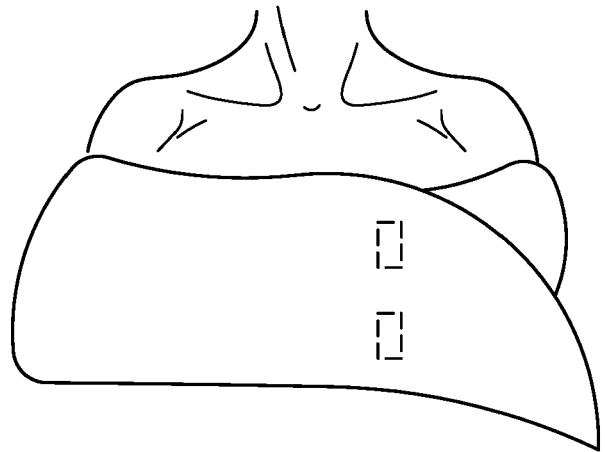


FIG. 14

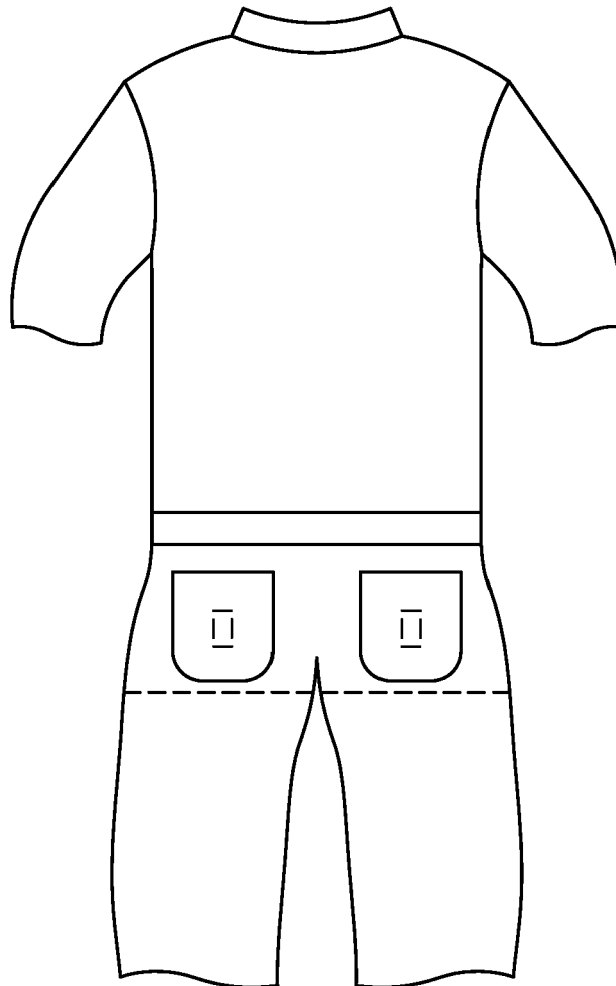


FIG. 15

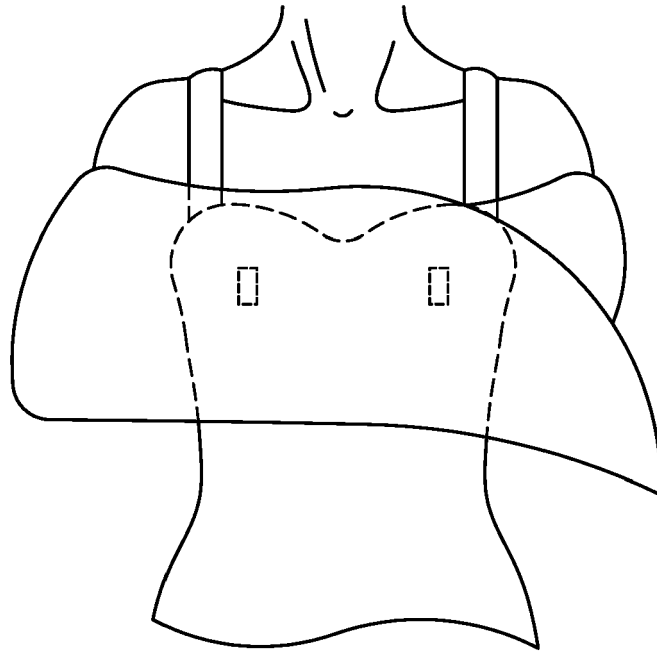


FIG. 16

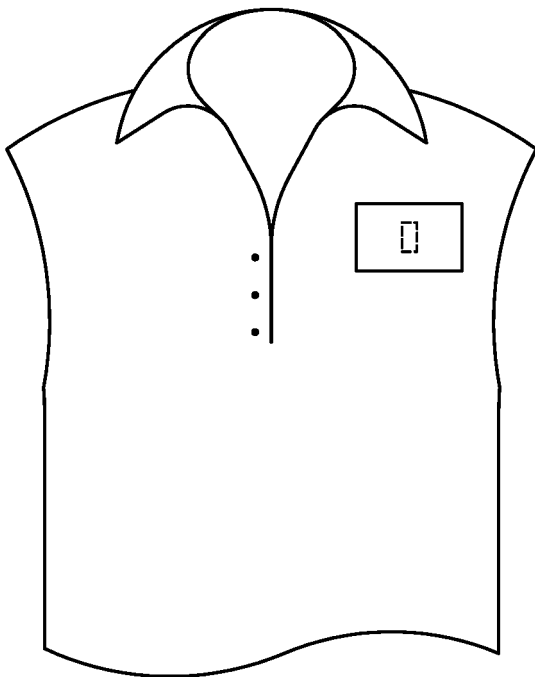


FIG. 17




FIG. 18

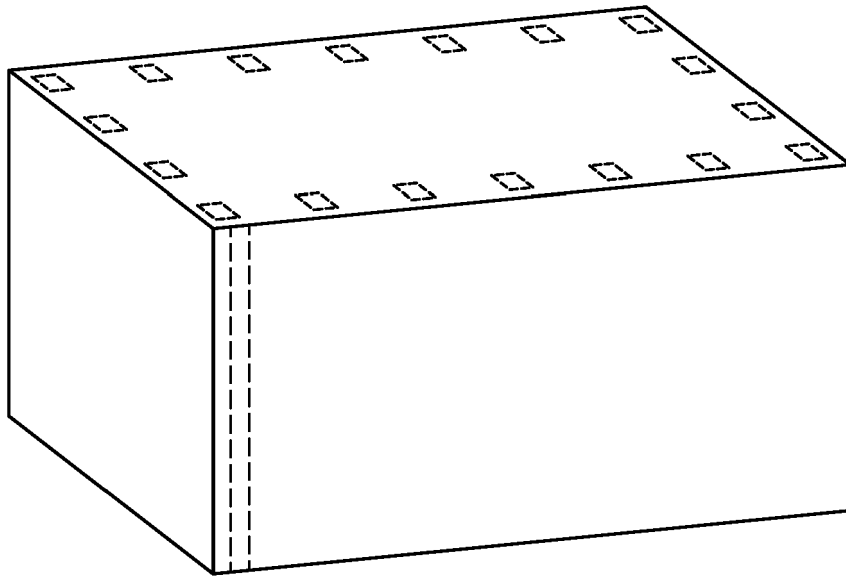


FIG. 19

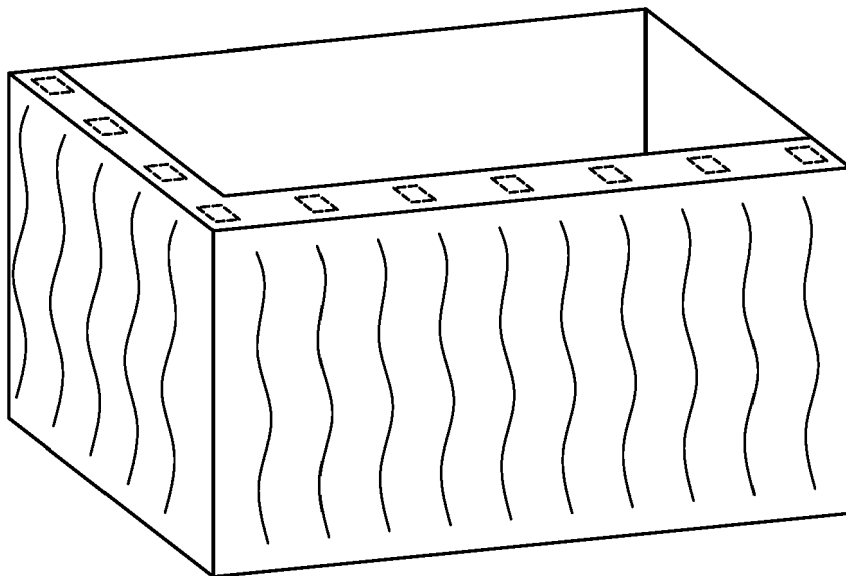


FIG. 20

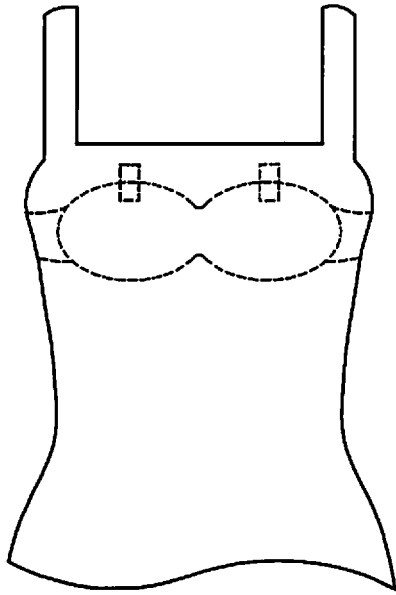


FIG. 21A

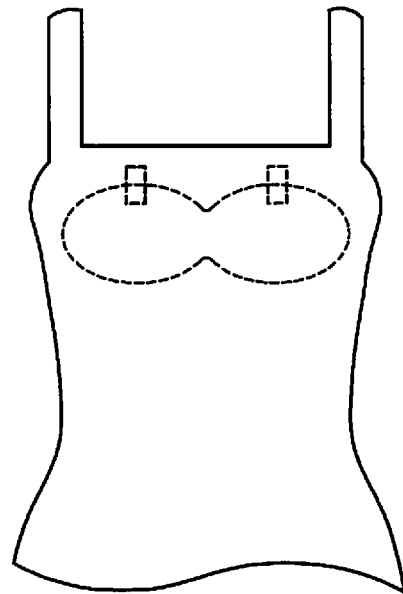


FIG. 21B

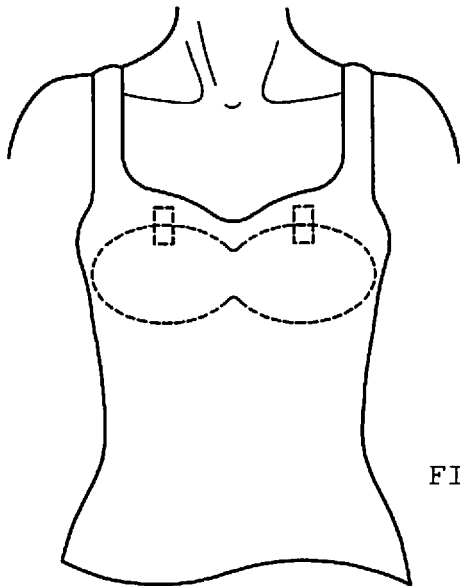


FIG. 21C



EUROPEAN SEARCH REPORT

Application Number

EP 23 17 8478

DOCUMENTS CONSIDERED TO BE RELEVANT

Category	Citation of document with indication, where appropriate, of relevant passages	Relevant to claim	CLASSIFICATION OF THE APPLICATION (IPC)
X	US 2016/324238 A1 (TRAN DANH D [US]) 10 November 2016 (2016-11-10)	1-4, 8-10, 12-15	INV. A41B1/10 A41D27/08
A	* paragraphs [0025] - [0052]; figures 1-4 * -----	5-7, 11	A41F1/00 A44B17/00 A44B99/00
X	US 3 947 896 A (TAYLOR GEORGE F) 6 April 1976 (1976-04-06)	1, 2, 5, 6, 8, 11-15	A47G21/16
A	* column 2, line 63 - column 3, line 41; figures 2-4 *	3, 4, 7, 9, 10	
X	US 3 467 993 A (SMITH JAMES A) 23 September 1969 (1969-09-23)	1, 7, 12, 14, 15	
A	* column 2, lines 28-72; figures 1-4 *	2-6, 8-11, 13	
X	US 2004/109988 A1 (MITCHELL AMANDA B [US] ET AL) 10 June 2004 (2004-06-10)	1, 2, 12-15	
A	* paragraphs [0020] - [0026]; figures 1-4 * -----	3-11	
A	US 7 409 729 B2 (BAHM ANGELA B [US] ET AL) 12 August 2008 (2008-08-12) * figures 5c, 6 *	4, 10	TECHNICAL FIELDS SEARCHED (IPC) A41B A47G A41D A41F A44B
The present search report has been drawn up for all claims			

1

EPO FORM 1503 03:82 (P04C01)

Place of search	Date of completion of the search	Examiner
The Hague	16 October 2023	Breuil, Paul
CATEGORY OF CITED DOCUMENTS X : particularly relevant if taken alone Y : particularly relevant if combined with another document of the same category A : technological background O : non-written disclosure P : intermediate document T : theory or principle underlying the invention E : earlier patent document, but published on, or after the filing date D : document cited in the application L : document cited for other reasons & : member of the same patent family, corresponding document		

ANNEX TO THE EUROPEAN SEARCH REPORT
ON EUROPEAN PATENT APPLICATION NO.

EP 23 17 8478

5 This annex lists the patent family members relating to the patent documents cited in the above-mentioned European search report.
The members are as contained in the European Patent Office EDP file on
The European Patent Office is in no way liable for these particulars which are merely given for the purpose of information.

16-10-2023

10	Patent document cited in search report	Publication date	Patent family member(s)	Publication date
	US 2016324238 A1	10-11-2016	NONE	
15	US 3947896 A	06-04-1976	NONE	
	US 3467993 A	23-09-1969	NONE	
	US 2004109988 A1	10-06-2004	NONE	
20	US 7409729 B2	12-08-2008	NONE	
25				
30				
35				
40				
45				
50				
55				

EPO FORM P0459

For more details about this annex : see Official Journal of the European Patent Office, No. 12/82

REFERENCES CITED IN THE DESCRIPTION

This list of references cited by the applicant is for the reader's convenience only. It does not form part of the European patent document. Even though great care has been taken in compiling the references, errors or omissions cannot be excluded and the EPO disclaims all liability in this regard.

Non-patent literature cited in the description

- Magnets May Pose Serious Risks For Patients With-Pacemakers And ICDs. *ScienceDaily*, 30 November 2006 [0003]
- *Gastrointestinal Injuries from Magnet Ingestion in Children*, <http://www.cdc.gov/mmwr/pre-view/mmwrhtml/mm5548a3.htm> [0003]